


FINANCE DEPARTMENT
Monthly Report
General Fund and Sewer Fund
As of April 30, 2014



Prepared by: William M. White
Finance Director

INTEROFFICE MEMORANDUM

TO: BOARD OF COMMISSIONERS
FROM: WILLIAM M. WHITE, FINANCE DIRECTOR 
SUBJECT: APRIL MONTHLY FINANCIAL REPORT
DATE: 5/13/2014
CC: ROBERT A. ZIENKOWSKI, TOWNSHIP MANAGER



Executive Summary

At this point in the year, we have just about finalized the impact of the winter storms from January – March. As reported in the March Finance Monthly Report, the winter storms that relentlessly hit the Township through early March cost the Township in excess of \$726,608. Specific to the budget, the table below reflects the costs incurred as compared to the budget for those particular line items:

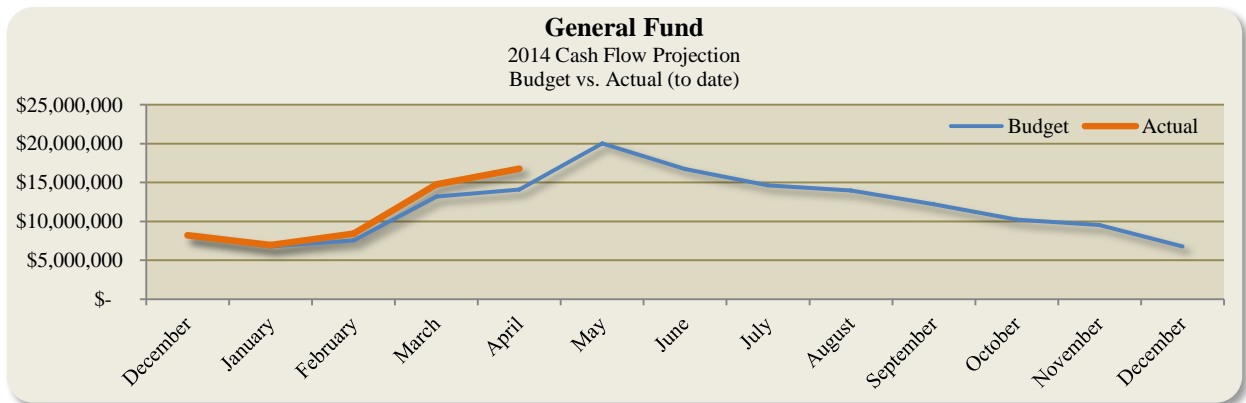
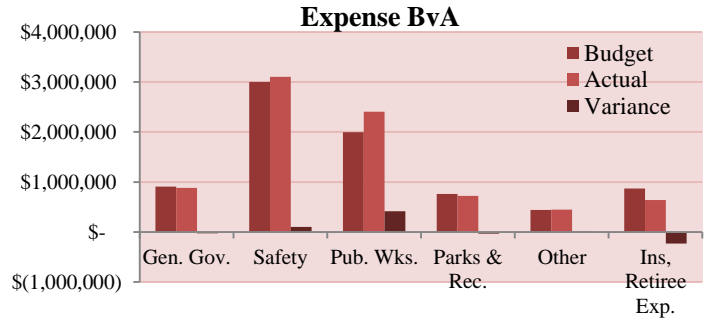
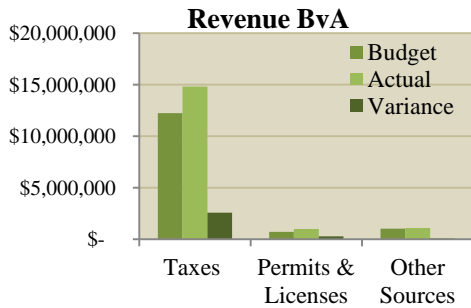
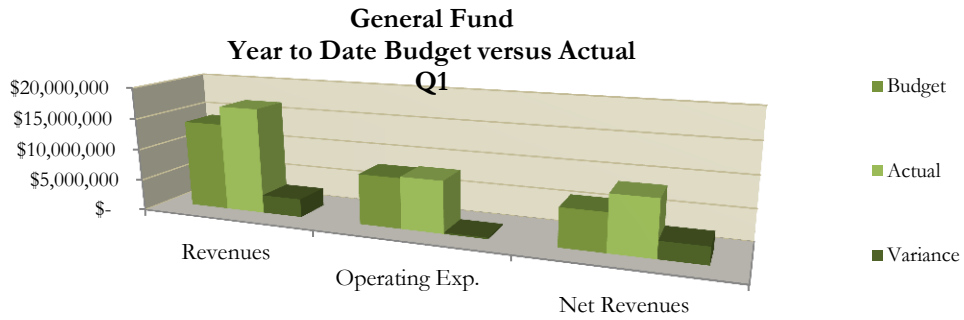
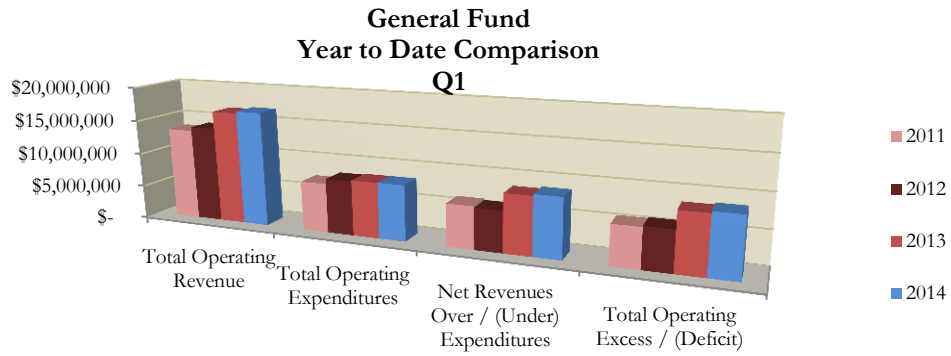
Department	Description of Costs Incurred	2014 Full Year Budget	2014 Year to Date	Variance (to date)
Public Works	Snow and Ice Removal (Salt / Supplies)	288,159	508,758	(220,599)
Emergency Mgmt.	Staff Time, Overtime, Contr. Svcs, Supplies	-	217,850	(217,850)
Total		\$288,159	\$726,608	(438,449)

In terms of General Fund revenue, actual activity has out-paced expectations. Specifically, real estate taxes, which are the largest single revenue source, remains 5% ahead of expectations to-date, with 91% of the full budget collected. Please note that RE Taxes are due by May 31st. Business taxes, which include the business privilege, mercantile, and local service is up considerably over prior years¹ and year-to-date expectations. However, it's important to stress that the business privilege and mercantile taxes are not due until May 15th. As such, past years' activity is not a good indicator of future results. Non-tax revenues, which include permits/ licenses, fines, interest, and departmental earnings, had a good April and are now up \$329,315 or 19% over 2013, and are currently trending ahead of 2014 year-to-date estimates by \$338,452 or 45%. In summary, while Mother Nature has caused expenditures in the general fund to spike in February and March, revenues are tending ahead of the curve to help offset those cost increases. Still, budgetary pull backs may be necessary to keep 2014 expenses under the budget amount of \$27.4 million as the current trends show a full year expense forecast of \$28.0 million.

In terms of General Fund expenditures, activity is up over 2013 by \$20,341 or 0.2%. This comparison includes a significant timing difference of \$705,000 in pension allocations made in the first quarter of 2013 that we have not yet made in 2014. However, this comparison also includes the above referenced storm expenses incurred in 2014 (not in 2013). Actual expenditures, in total, are coming in slightly higher than budgeted to-date at \$223,011 or 2.8%. Keep in mind that includes the costs of the winter storms. In other words, expenses not associated with the winter weather have come in well under what was budgeted to-date, which has kept the year-to-date budget impact in total close to expectations.

¹ In comparing the 2014 business privilege tax revenue to-date to the 2013 revenue to-date, the one-time payment of \$1,500,000 from a taxpayer made in January 2013 was not included. The resulting comparison is 2013 \$1,498,716 vs. 2014 \$2,873,938

**FINANCE DEPARTMENT MEMORANDUM
RE: MONTHLY FINANCIAL REPORT**



If you should have any questions regarding this information or the information included in the attached worksheets, please let me know. Thank you!

**FINANCE DEPARTMENT MEMORANDUM
RE: MONTHLY FINANCIAL REPORT**

Grant Update: A progress summary of all open Township grants

Year	Agency	Type of Grant	GRANT APPLICATION NAME	Amount Requested	Match	Amount Approved	Status
2014	USDOJ		Bulletproof Vest Partnership (BVP)				Open
2014	North Central Highway Safety Network	Buckle Up Pennsylvania	Buckle Up PA (Teen Mobilization Enforcement)			\$1,600	Closed
2014	PECO	Exelon Corporate Relations grant	Proposal for Master Concept Planning Services: Clem Macrone Park	\$10,000			Open
2014	Delaware County	Liquid Fuels Tax Fund (Supplemental Allocation)	Pothole Assistance for Taxpayers (PAT) Program			\$13,802	Open
2014	NFWF	Hurricane Sandy Coastal Resiliency Competitive Grants Program	West Wayne Preserve - Green Stormwater Improvements	\$997,300	\$336,250		Open
2014	NFWF	Delaware River Restoration Fund	West Wayne Preserve - Green Stormwater Improvements	\$997,300	\$336,250		Open
2014	WREN	2014 Watershed Education Grants	Township Building Educational Rain Garden Construction and Workshop	\$5,000	5,950 (+250 other)		Open
2014	DEP/Aqua	Pennsylvania Horticultural Society (PHS)	TreeVitalize Watersheds				Open
2012	DCNR	C2P2	Valley Forge to Heinz Refuge Corridor Study (Revised)	\$45,000	\$45,000	\$45,000	Open
2012	DVRPC	Regional Trail Program – Phase II Application	Valley Forge to Heinz Refuge Corridor Study (Revised)	\$45,000	\$45,000	\$45,000	Open
2011	DCNR	Keystone Fund	Open Space Plan Update	\$40,000	\$44,750	\$35,000	Open
2010	DEP	Safe Water Grant	Slip Lining and Reconnect Service Laterals around Hermitage Pumping Station	\$45,000	\$1,500	\$45,000	Open
2008	DCED		Conestoga Road Spillway Enhancement	\$50,000		\$10,000	Open

Radnor Township, PA
Monthly Finance Report
General Fund
For the Month Ended, April 30, 2014

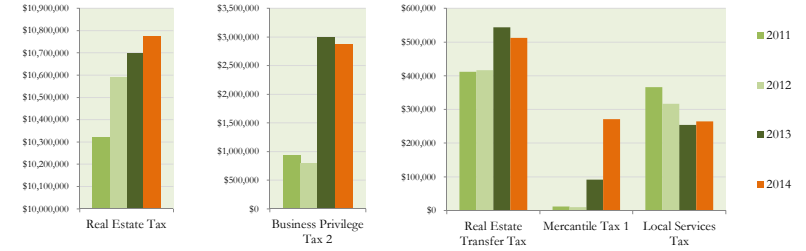


Year to Date Actual (Cash Basis)

	2011	2012	2013	2014	\$Δ	%Δ
--	------	------	------	------	-----	----

REVENUES

Taxes						
Real Estate Tax	\$ 10,320,178	\$ 10,588,943	\$ 10,697,237	\$ 10,773,409	76,173	0.7%
Real Estate Transfer Tax	411,816	416,657	544,179	512,613	(31,566)	-5.8%
Mercantile Tax ¹	11,971	10,262	91,070	271,281	180,212	197.9%
Local Services Tax	366,063	316,320	253,986	264,590	10,604	4.2%
Amusement Tax	519	1,469	551	420	(130)	-23.7%
Business Privilege Tax ²	941,505	800,060	2,998,716	2,873,938	(124,778)	-4.2%
Mercantile Tax - Audit	-	26,000	-	-	-	n/a
Business Privilege Tax Audit	48,521	69,907	289,466	125,479	(163,987)	-56.7%
Total Taxes	\$ 12,100,572	\$ 12,229,618	\$ 14,875,203	\$ 14,821,730	(53,472)	-0.4%

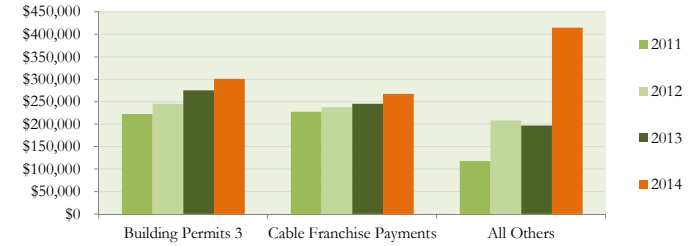


¹ Mercantile Taxes paid in 2013 represent gross receipts from half of 2012 (July - December only), so we expect these to be about 50% of prior years

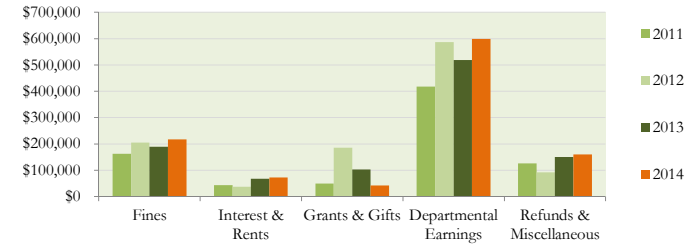
² Business Privilege Tax in 2013 included a one-time deposit of \$1,500,000. When removed, the recurring revenue is \$1,498,716

Permits & Licenses						
Building Permits ³	222,810	245,265	274,916	300,584	25,667	9.3%
Cable Franchise Payments	227,195	237,193	245,075	267,682	22,606	9.2%
All Others	117,585	208,058	196,891	414,948	218,057	110.8%
Total Permits & Licenses	\$ 567,590	\$ 690,516	\$ 716,883	\$ 983,214	266,331	37.2%

³ Building Permits Includes: Building, Mechanical, Plumbing and Electrical permit codes



Other Sources						
Fines	162,579	205,249	188,943	217,219	28,276	15.0%
Interest & Rents	43,027	37,518	67,507	72,581	5,074	7.5%
Grants & Gifts	49,319	185,340	102,955	42,123	(60,832)	-59.1%
Departmental Earnings	418,068	586,504	518,345	599,128	80,783	15.6%
Refunds & Miscellaneous	125,550	92,275	150,045	159,727	9,683	6.5%
Total Other Sources	\$ 798,542	\$ 1,106,885	\$ 1,027,795	\$ 1,090,779	62,984	6.1%



TOTAL REVENUES	\$ 13,466,704	\$ 14,027,019	\$ 16,619,881	\$ 16,895,723	275,843	2.0%
-----------------------	----------------------	----------------------	----------------------	----------------------	----------------	-------------

Radnor Township, PA
Monthly Finance Report
General Fund
For the Month Ended, April 30, 2014

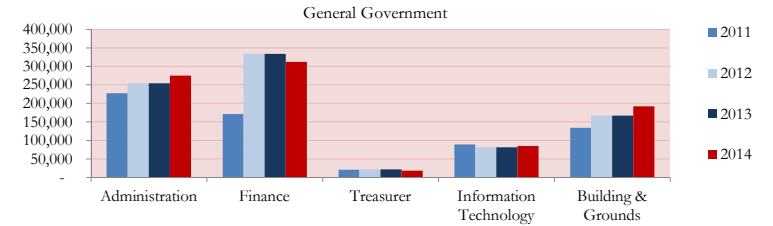


Year to Date Actual (Cash Basis)

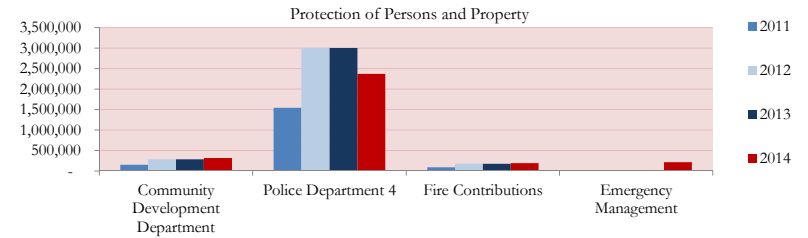
	2011	2012	2013	2014	\$Δ	%Δ
--	------	------	------	------	-----	----

EXPENDITURES

General Government						
Administration	227,683	223,661	254,152	274,652	20,500	8.1%
Finance	171,377	307,934	333,565	311,855	(21,710)	-6.5%
Treasurer	20,987	21,986	21,680	18,057	(3,624)	-16.7%
Information Technology	89,406	83,195	81,608	84,550	2,942	3.6%
Building & Grounds	134,147	164,988	166,589	191,629	25,040	15.0%
Total General Government	\$ 643,600	\$ 801,764	\$ 857,594	\$ 880,743	23,149	2.9%

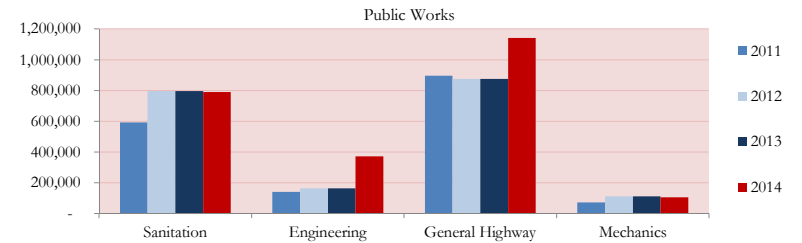


Protection of Persons & Property						
Community Development Department	153,548	210,287	281,574	314,216	32,642	11.6%
Police Department ⁴	1,540,432	2,946,513	3,009,192	2,375,196	(633,996)	-21.1%
Fire Contributions	88,437	269,047	176,740	194,830	18,090	10.2%
Emergency Management	-	-	4,100	218,814	214,714	5236.9%
Total Protection of Persons & Property	\$ 1,782,417	\$ 3,425,847	\$ 3,471,606	\$ 3,103,055	(368,551)	-10.8%

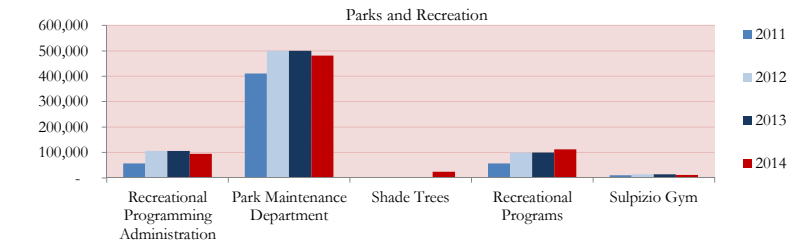


⁴ The significant difference between 2013 and 2014 to-date is the timing of the pension transfer, which occurred in March 2013 and May 2014

Public Works						
Sanitation	591,960	856,795	795,471	790,095	(5,376)	-0.7%
Engineering	140,053	120,721	162,646	371,305	208,659	128.3%
General Highway	895,344	768,284	875,526	1,142,564	267,038	30.5%
Mechanics	72,454	104,802	112,022	104,471	(7,551)	-6.7%
Total Public Works	\$ 1,699,811	\$ 1,850,601	\$ 1,945,664	\$ 2,408,435	462,770	25.0%



Parks & Recreation						
Recreational Programming Administration	57,554	97,610	105,852	94,593	(11,259)	-10.6%
Park Maintenance Department	410,298	490,788	499,511	481,483	(18,028)	-3.6%
Shade Trees	-	37,100	2,550	24,590	22,040	864.3%
Recreational Programs	57,185	79,550	99,606	112,643	13,038	13.1%
Sulpizio Gym	11,234	11,557	14,649	11,274	(3,376)	-23.0%
Total Parks & Recreation	\$ 536,272	\$ 716,605	\$ 722,168	\$ 724,584	2,415	0.3%

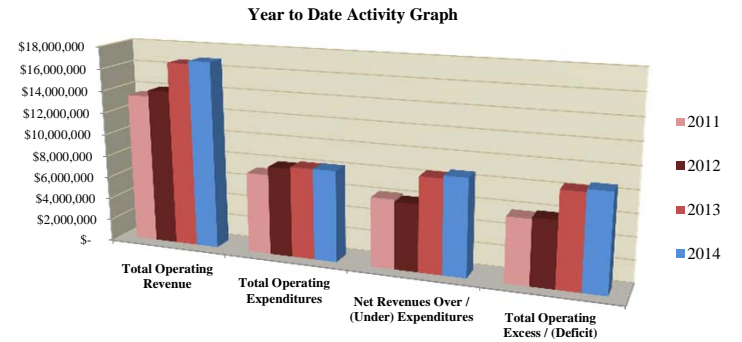
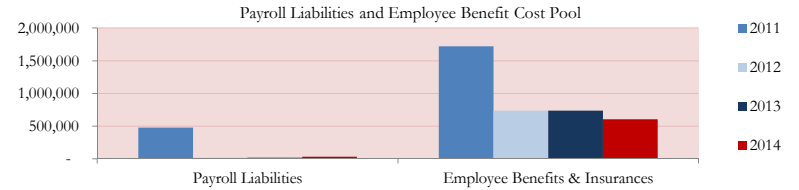
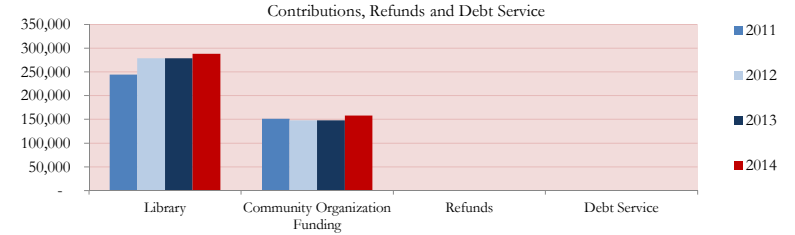


Radnor Township, PA
 Monthly Finance Report
 General Fund
 For the Month Ended, April 30, 2014



Year to Date Actual (Cash Basis)

	2011	2012	2013	2014	\$Δ	%Δ
Contributions, Refunds & Misc.						
Library	244,675	272,638	278,876	288,406	9,530	3.4%
Community Organization Funding	151,601	162,716	148,199	158,147	9,948	6.7%
Refunds	-	-	-	-	-	n/a
Debt Service	1,000	-	-	143	143	n/a
Total Contributions, Refunds & Misc.	\$ 397,275	\$ 435,354	\$ 427,075	\$ 446,696	19,621	4.5%
Insurance, Payroll Liabilities & Benefits						
Payroll Liabilities	477,329	46,037	19,141	30,573	11,432	59.7%
Employee Benefits & Insurances	1,718,799	743,714	735,769	605,273	(130,496)	-17.7%
Total Insurance & Employee Benefits	\$ 2,196,128	\$ 789,751	\$ 754,910	\$ 635,847	(119,063)	-15.1%
TOTAL OPERATING EXPENDITURES	\$ 7,255,504	\$ 8,019,922	\$ 8,179,018	\$ 8,199,359	20,341	0.2%
NET REVENUES OVER / (UNDER) EXPENDITURES	\$ 6,211,201	\$ 6,007,096	\$ 8,440,862	\$ 8,696,364	255,502	3.0%
Transfers In from Other Funds	-	-	-	-	-	n/a
Transfers Out to Other Funds	(440,000)	(100,000)	-	-	-	n/a
TOTAL SURPLUS / (DEFICIT)	\$ 5,771,201	\$ 5,907,096	\$ 8,440,862	\$ 8,696,364	255,502	3.0%



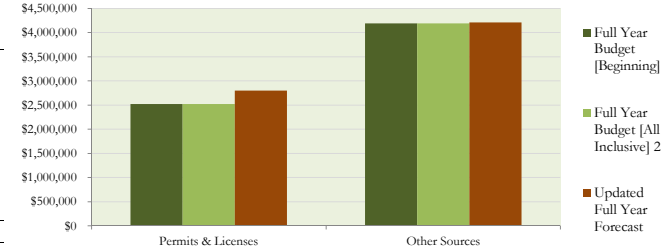
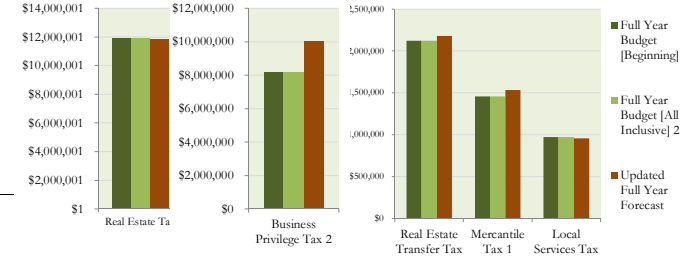
Radnor Township, PA
 Monthly Finance Report
 General Fund
 For the Month Ended, April 30, 2014



Full Year Budget v Forecast Comparison						
Full Year Budget [Beginning]	2013 Carry Forward Encumb ¹	Full Year Budget [All Inclusive] ²	% Change	Updated Full Year Forecast	% Variance (vs. amend budget)	

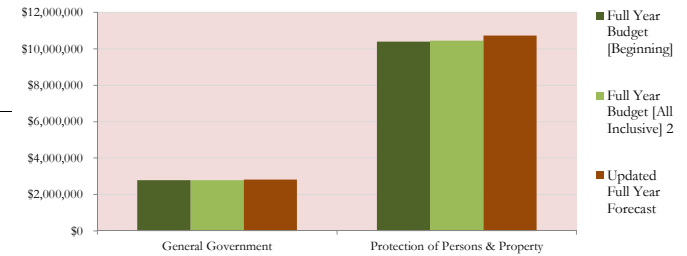
REVENUES

Taxes						
Real Estate Tax	\$ 11,873,479	n/a	\$ 11,873,479	0%	11,814,853	100%
Real Estate Transfer Tax	2,120,334	n/a	2,120,334	0%	2,180,607	103%
Mercantile Tax	1,455,494	n/a	1,455,494	0%	1,534,548	105%
Local Services Tax	972,505	n/a	972,505	0%	957,125	98%
Amusement Tax	37,000	n/a	37,000	0%	36,839	100%
Business Privilege Tax	8,140,484	n/a	8,140,484	0%	10,008,618	123%
Mercantile Tax - Audit	50,000	n/a	50,000	0%	33,336	67%
Business Privilege Tax Audit	255,000	n/a	255,000	0%	347,352	136%
Total Taxes	\$ 24,904,296	\$ n/a	\$ 24,904,296	0%	\$ 26,913,278	108%
Permits & Licenses						
Building Permits	905,000	n/a	905,000	0%	1,010,337	112%
Cable Franchise Payments	777,045	n/a	777,045	0%	742,975	96%
All Others	839,692	n/a	839,692	0%	1,048,865	125%
Total Permits & Licenses	\$ 2,521,737	\$ n/a	\$ 2,521,737	0%	\$ 2,802,177	111%
Other Sources						
Fines	741,200	n/a	741,200	0%	732,896	99%
Interest & Rents	200,692	n/a	200,692	0%	205,950	103%
Grants & Gifts	1,361,175	n/a	1,361,175	0%	1,276,745	94%
Departmental Earnings	1,584,726	n/a	1,584,726	0%	1,671,592	105%
Refunds & Miscellaneous	301,253	n/a	301,253	0%	322,372	107%
Total Other Sources	\$ 4,189,046	\$ n/a	\$ 4,189,046	0%	\$ 4,209,556	100%
TOTAL REVENUES	\$ 31,615,079	\$ n/a	\$ 31,615,079	0%	\$ 33,925,011	107%



EXPENDITURES

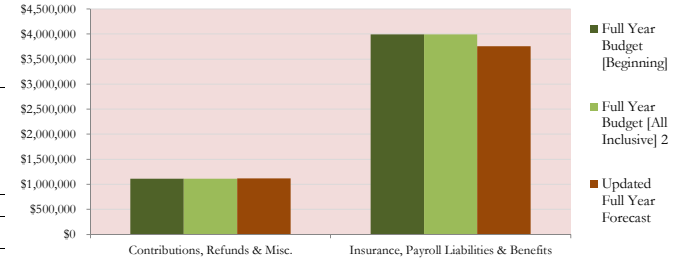
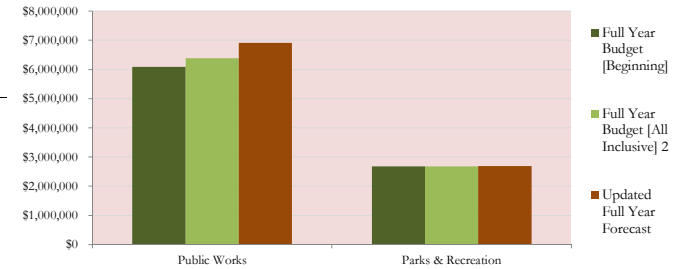
General Government						
Administration	783,622	324	783,946	0%	835,632	107%
Finance	1,117,072	780	1,117,852	0%	1,101,246	99%
Treasurer	40,572	-	40,572	0%	37,646	93%
Information Technology	299,254	3,125	302,379	1%	302,190	100%
Building & Grounds	541,301	5,760	547,061	1%	538,685	98%
Total General Government	\$ 2,781,821	\$ 9,989	\$ 2,791,810	0%	\$ 2,815,399	101%
Protection of Persons & Property						
Community Development Department	1,006,440	56,010	1,062,450	6%	1,077,264	101%
Police Department	8,653,099	3,546	8,656,645	0%	8,685,788	100%
Fire Contributions (various departments)	731,156	-	731,156	0%	747,401	102%
Emergency Management	-	-	-	n/a	218,814	n/a
Total Protection of Persons & Property	\$ 10,390,695	\$ 59,556	\$ 10,450,251	1%	\$ 10,729,266	103%



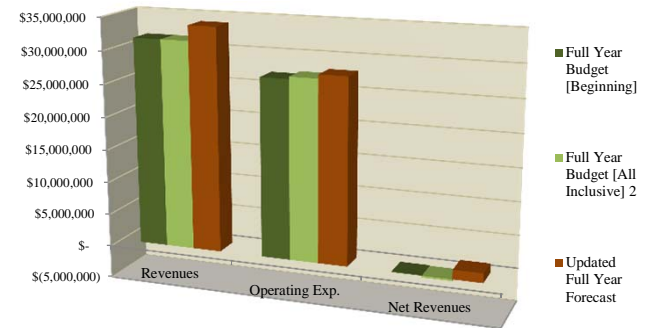


Radnor Township, PA
 Monthly Finance Report
 General Fund
 For the Month Ended, April 30, 2014

Full Year Budget v Forecast Comparison						
Full Year Budget [Beginning]	2013 Carry Forward Encumb ¹	Full Year Budget [All Inclusive] ²	% Change	Updated Full Year Forecast	% Variance (vs. amend budget)	
Public Works						
Sanitation	2,701,452	-	2,701,452	0%	2,727,461	101%
Engineering	567,633	198,950	766,583	35%	899,332	117%
General Highway	2,459,097	90,294	2,549,391	4%	2,913,987	114%
Mechanics	362,545	-	362,545	0%	365,333	101%
Total Public Works	\$ 6,090,727	\$ 289,244	\$ 6,379,971	5%	\$ 6,906,113	108%
Parks & Recreation						
Recreation Programming Administration	323,308	-	323,308	0%	328,605	102%
Park Maintenance Department	1,792,305	-	1,792,305	0%	1,774,571	99%
Shade Trees	82,000	950	82,950	1%	104,258	126%
Recreation Programming	437,838	-	437,838	0%	446,897	102%
Sulpizio Gym	38,700	-	38,700	0%	31,097	80%
Total Parks & Recreation	\$ 2,674,151	\$ 950	\$ 2,675,101	0%	\$ 2,685,429	100%
Contributions, Refunds & Misc.						
Library	867,691	-	867,691	0%	870,291	100%
Community Organization Funding	239,880	-	239,880	0%	243,285	101%
Refunds	-	-	-	n/a	-	n/a
Debt Service	5,500	-	5,500	0%	5,643	103%
Total Contributions, Refunds & Misc.	\$ 1,113,071	\$ -	\$ 1,113,071	0%	\$ 1,119,219	101%
Insurance, Payroll Liabilities & Benefits						
Payroll Liabilities	40,000	-	40,000	0%	54,571	136%
Employee Benefits & Insurances	3,949,742	-	3,949,742	0%	3,701,288	94%
Total Insurance & Employee Benefits	\$ 3,989,742	\$ -	\$ 3,989,742	0%	\$ 3,755,860	94%
TOTAL OPERATING EXPENDITURES	\$ 27,040,207	\$ 359,739	\$ 27,399,946	1%	\$ 28,011,286	102%
NET REVENUES OVER / (UNDER) EXPENDITURES	\$ 4,574,872	\$ (359,739)	\$ 4,215,133		\$ 5,913,726	
Transfers In from Other Funds	-	-	-	n/a	-	n/a
Transfers Out to Other Funds	(4,475,321)	-	(4,475,321)	0%	(4,475,321)	100%
NET REVENUES OVER / (UNDER)	\$ 99,551	\$ (359,739)	\$ (260,188)		\$ 1,438,405	
Beginning Fund Balance	8,096,582		8,096,582		8,096,582	
Add: Net Revenue Over / (Under)	99,551		(260,188)		1,438,405	
Ending Fund Balance	\$ 8,196,133		\$ 7,836,394		\$ 9,534,987	
Target Fund Balance (15% of Exp)	4,056,031		4,109,992		4,201,693	
Fund Balance Excess / (Shortfall)	4,140,102		3,726,403		5,333,294	



Full Year Comparison Activity Graph



Footnotes:

1. 2013 Carry Forward Encumbrances: These represent obligations incurred in 2013, against the 2013 adopted budget that did not occur until 2014. Therefore, the 2013 budget in which these obligations were approved against, were carried forward into 2014. The funds required to pay these obligations are encumbered against the 2013 fund balances.
2. Full Year Budget [CF Enc + Amendments]: Includes the Board approved beginning budget, all 2013 carry forward encumbrances, and any Board approved amendments to the 2014 Beginning Budget

Radnor Township, PA
Monthly Finance Report
General Fund
For the Month Ended, April 30, 2014



Budget v Actual : Year-to-Date							
YTD Budget	% of Full Year Budget	YTD Actual	B v A	%	\$	Variance	% Variance

REVENUES

Taxes							
Real Estate Tax	\$ 10,263,034	86%	\$ 10,773,409	91%		510,375	5.0%
Real Estate Transfer Tax	452,341	21%	512,613	24%		60,272	13.3%
Mercantile Tax	192,228	13%	271,281	19%		79,053	41.1%
Local Services Tax	279,970	29%	264,590	27%		(15,380)	-5.5%
Amusement Tax	581	2%	420	1%		(161)	-27.7%
Business Privilege Tax	1,005,804	12%	2,873,938	35%		1,868,134	185.7%
Mercantile Tax - Audit	16,668	33%	-	0%		(16,668)	-100.0%
Business Privilege Tax Audit	30,671	12%	125,479	50%		94,808	309.1%
Total Taxes	\$ 12,241,297	49%	\$ 14,821,730	60%		\$ 2,580,433	21.1%
Permits & Licenses							
Building Permits	195,246	22%	300,584	33%		105,338	54.0%
Cable Franchise Payments	301,751	39%	267,682	34%		(34,069)	-11.3%
All Others	205,778	15%	414,948	31%		209,170	101.6%
Total Permits & Licenses	\$ 702,775	28%	\$ 983,214	39%		\$ 280,439	39.9%
Other Sources							
Fines	225,523	30%	217,219	29%		(8,304)	-3.7%
Interest & Rents	67,324	34%	72,581	36%		5,257	7.8%
Grants & Gifts	92,697	7%	42,123	3%		(50,574)	-54.6%
Departmental Earnings	512,269	32%	599,128	38%		86,859	17.0%
Refunds & Miscellaneous	134,953	45%	159,727	53%		24,774	18.4%
Total Other Sources	\$ 1,032,766	25%	\$ 1,090,779	27%		\$ 58,013	5.6%
TOTAL REVENUES	\$ 13,976,838	44%	\$ 16,895,723	53%		\$ 2,918,885	20.9%

EXPENDITURES

General Government							
Administration	243,480	31%	274,652	35%		31,172	12.8%
Finance	348,948	31%	311,855	28%		(37,092)	-10.6%
Treasurer	22,062	54%	18,057	45%		(4,005)	-18.2%
Information Technology	90,026	30%	84,550	28%		(5,476)	-6.1%
Building & Grounds	204,761	37%	191,629	35%		(13,132)	-6.4%
Total General Government	\$ 909,276	33%	\$ 880,743	32%		\$ (28,533)	-3.1%
Protection of Persons & Property							
Community Development Department	317,067	30%	314,216	30%		(2,850)	-0.9%
Police Department	2,519,609	29%	2,375,196	27%		(144,413)	-5.7%
Fire Contributions (various departments)	166,599	23%	194,830	27%		28,231	16.9%
Emergency Management	-	n/a	218,814	n/a		218,814	n/a
Total Protection of Persons & Property	\$ 3,003,274	29%	\$ 3,103,055	30%		\$ 99,781	3.3%

Variance Notation

RE Taxes are not due until the end of May, so until that date, it's hard to determine if any variances exist.
To date, actual revenues are ahead of estimates
2013 MT payments are due May 15: Until that date, it is hard to determine if any variance exists.
To date, actual revenues are behind estimates
2013 BPT payments are due May 15: Until that date, it is hard to determine if any variance exists.
2013 BPT payments are due May 15: Until that date, it is hard to determine if any variance exists.
Audit revenue is based on audit activity, which is unpredictable
Audit revenue is based on audit activity, which is unpredictable. However, the full year budget has been reached

To date, revenue is ahead of budgeted estimates
This represents a timing difference on the receipt of the Verizon quarterly payment (rec'd in May)
Most of this variance is in the professional escrow rev: Which was caught up in May

Police activity from the District Justice is running behind expectations to-date
n/a
The Township received the County Aid portion of the State Liquid Fuels ahead of prior years
n/a
The positive variance is temporary, resulting from an insurance reimb. for the broken Willows pipe.

Variance is the result of unbudgeted expenses for WBA Holiday decorations
Variance is the result of timing differences on the timing of payments for contractual / professional services
n/a
Variance is the result of timing differences in paying for budgeted IT expenses
Variance is the result of lower M&R on the Township Building and lower PR (charged to Emerg. Mgmt)

Variance is the result of higher contracted service payments in 2014 (payable from 2013)
Variance is the result of lower than budgeted payroll (some of which was charged to Emerg. Mgmt)
n/a
Negative Variance is the result of Winter Storms Nika and Pax (both in February)

Radnor Township, PA
 Monthly Finance Report
 General Fund
 For the Month Ended, April 30, 2014



Budget v Actual : Year-to-Date							
YTD Budget	% of Full Year Budget	YTD Actual	B v A	%	\$	Variance	% Variance
Public Works							
Sanitation	30%	790,095	29%		(30,252)	-3.7%	
Engineering	32%	371,305	48%		125,557	51.1%	
General Highway	32%	1,142,564	45%		323,284	39.5%	
Mechanics	30%	104,471	29%		(4,587)	-4.2%	
Total Public Works	36%	\$ 2,408,435	43%		\$ 414,002	20.8%	
Parks & Recreation							
Recreation Programming Administration	30%	94,593	29%		(2,611)	-2.7%	
Park Maintenance Department	30%	481,483	27%		(54,453)	-10.2%	
Shade Trees	4%	24,590	30%		21,303	648.1%	
Recreation Programming	24%	112,643	26%		8,853	8.5%	
Sulpizio Gym	49%	11,274	29%		(7,594)	-40.3%	
Total Parks & Recreation	28%	\$ 724,584	27%		\$ (34,501)	-4.5%	
Contributions, Refunds & Misc.							
Library	33%	288,406	33%		2,596	0.9%	
Community Organization Funding	65%	158,147	66%		3,404	2.2%	
Refunds	0%	-	0%		-	n/a	
Debt Service	0%	143	3%		143	n/a	
Total Contributions, Refunds & Misc.	40%	\$ 446,696	40%		\$ 6,143	1.4%	
Insurance, Payroll Liabilities & Benefits							
Payroll Liabilities	n/a	30,573	n/a		14,571	91.1%	
Employee Benefits & Insurances	21%	605,273	15%		(248,453)	-29.1%	
Total Insurance & Employee Benefits	22%	\$ 635,847	16%		\$ (233,881)	-26.9%	
TOTAL OPERATING EXPENDITURES	29%	\$ 8,199,359	30%		\$ 223,011	2.8%	
NET REVENUES OVER / (UNDER) EXPENDITURES							
		\$ 6,000,490			\$ 8,696,364	\$ 2,695,874	44.9%
Transfers In from Other Funds	n/a	-	n/a		-	n/a	
Transfers Out to Other Funds	0%	-	0%		-	n/a	
NET REVENUES		\$ 6,000,490			\$ 8,696,364	\$ 2,695,874	44.9%

Variance Notation

Variance is the result of regular payroll being charged to Emerg. Mgmt for the winter storms
 Variance is the result of reimbursable engineering expenses (to be paid from professional escrow accounts)
 Variance is the result of overtime and salt purchases
 Variance is the result of lower than expected medical insurance expenses

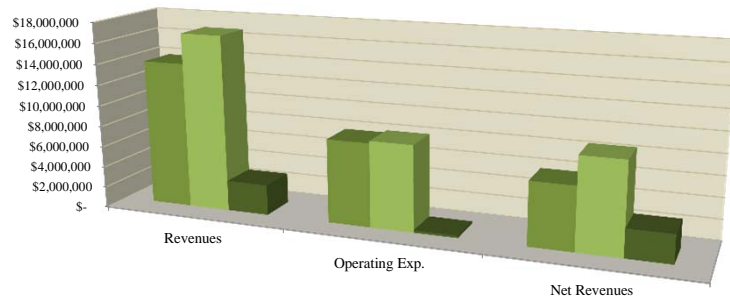
n/a
 Variance is the result of regular payroll being charged to Emerg. Mgmt due to the winter storms
 Variance is the result of contract tree removal programs in response to the Ice Storms from February
 Variance is the result of timing differences in the payment for rentals / contractual services
 Variance is the result of lower than expected repairs at the facility (based on prior years)

Variance is the result of repairs needed at the Library
 Variance is the result of higher Comcast PEG funds that are passed through to Radnor Studio 21
 n/a
 n/a

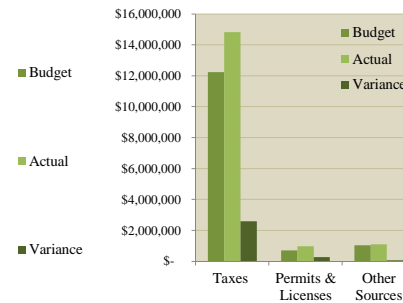
Variance is the result of timing differences in unemployment obligations
 Variance is the result of lower than expected medical expenses for retiree healthcare

n/a
 n/a
 This variance is the result of the BPT variance noted above: At this point in the year, this is an unreliable variance.

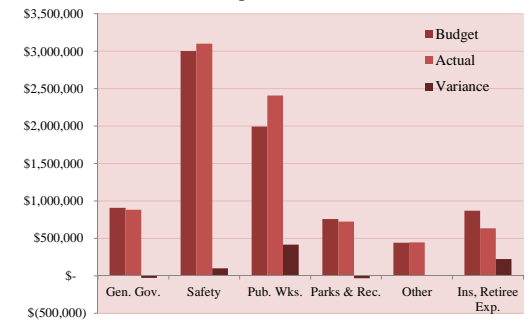
Year to Date Budget vs. Actual



Revenue BvA



Expense BvA

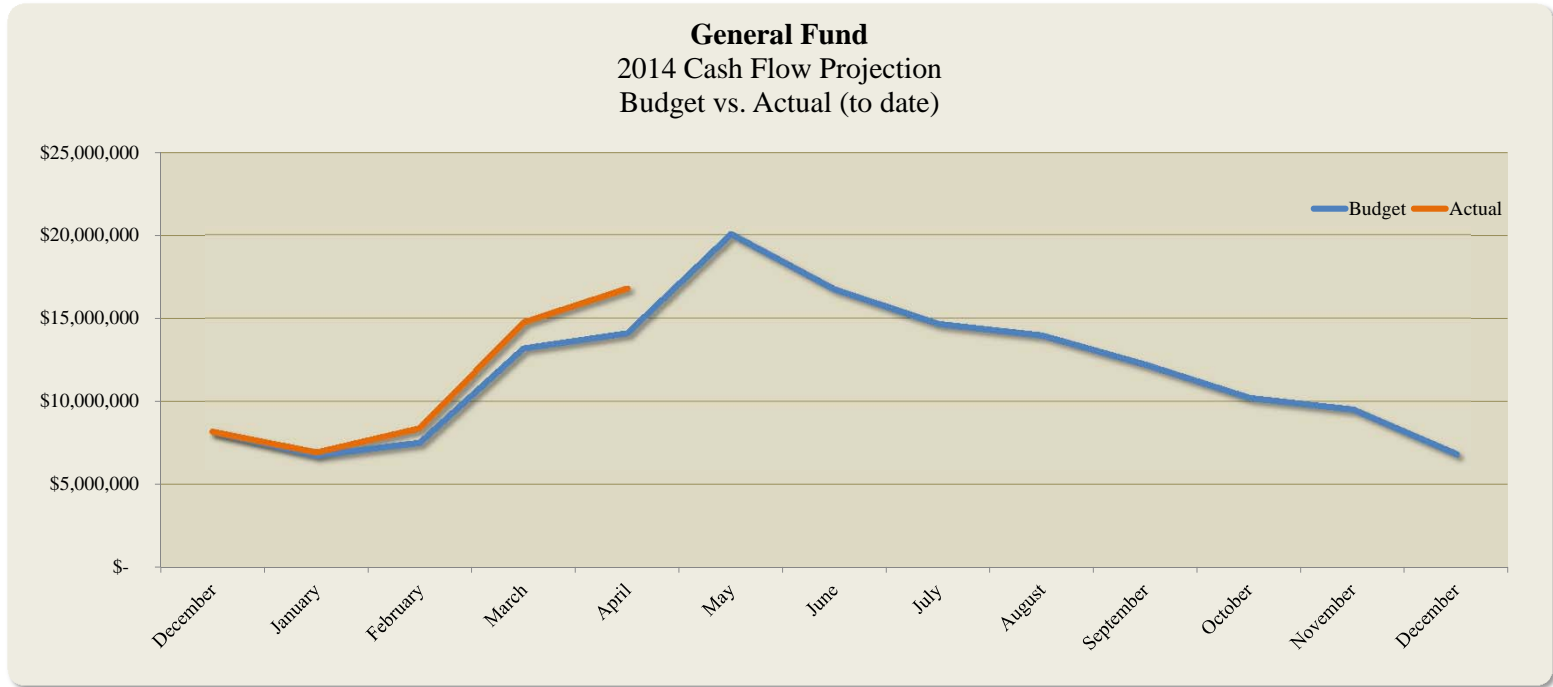


Radnor Township, PA
 Monthly Finance Report
 General Fund
 For the Month Ended, April 30, 2014



Budget v Actual : Year-to-Date							
YTD Budget	% of Full Year Budget	YTD Actual	B v A	%	\$	Variance	% Variance

Variance Notation

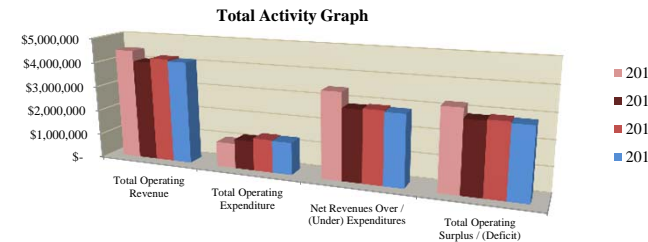
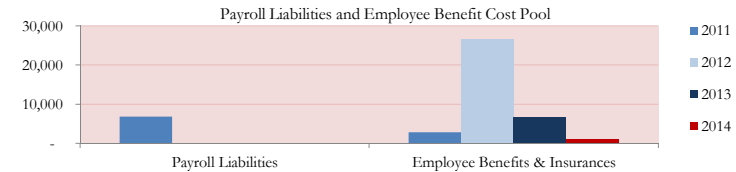

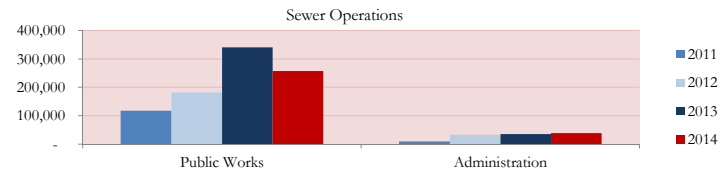


Radnor Township, PA
 Monthly Finance Report
 Sewer Fund
 For the Month Ended, April 30, 2014



Full Year Actual (Cash Basis)

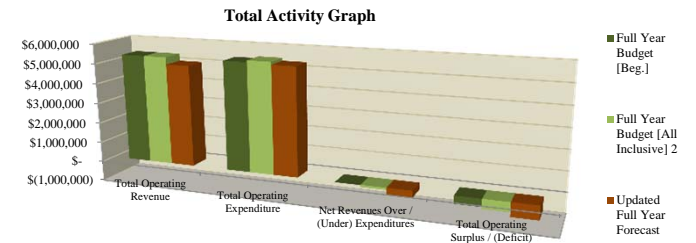
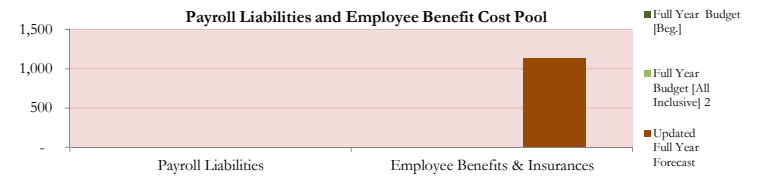
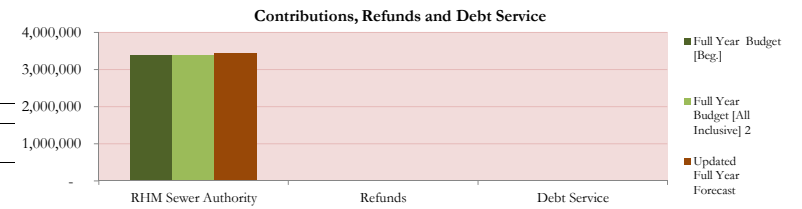
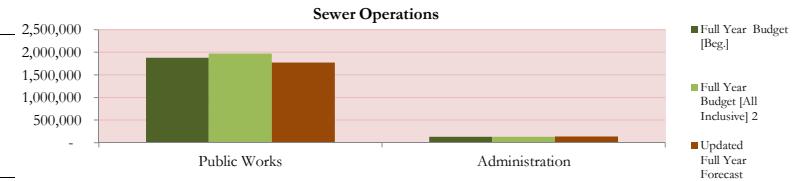
	2011	2012	2013	2014	\$Δ	%Δ
REVENUES						
All Sources						
Interest	\$ 1,109	\$ 4,620	\$ 4,647	\$ 6,392	1,773	38.4%
Sewer Rent Income	4,455,392	4,029,662	4,196,905	4,119,259	89,597	2.2%
Miscellaneous	6,554	3,989	7,822	7,208	3,219	80.7%
TOTAL REVENUES	\$ 4,463,055	\$ 4,038,271	\$ 4,209,374	\$ 4,132,859	94,588	2.3%
<small>(1) In 2008, the Township sold a Tax Anticipation Note in January which was recorded as "Miscellaneous" above</small>						
EXPENDITURES						
Sewer Operations						
Public Works	118,162	182,127	340,713	257,933	(82,780)	-24.3%
Administration	9,462	32,993	35,345	38,170	2,825	8.0%
Total Sewer Operations	\$ 127,624	\$ 215,121	\$ 376,058	\$ 296,103	(79,956)	-37.2%
Contributions, Refunds & Misc.						
RHM Sewer Authority	871,514	947,166	933,973	995,639	61,666	6.6%
Refunds	-	-	-	-	-	n/a
Debt Service	-	-	-	-	-	n/a
Total Contributions, Refunds & Misc.	\$ 871,514	\$ 947,166	\$ 933,973	\$ 995,639	61,666	6.5%
Insurance, Payroll Liabilities & Benefits						
Payroll Liabilities	6,872	-	-	-	-	n/a
Employee Benefits & Insurances	2,856	26,685	6,875	1,136	(5,740)	-83.5%
Total Insurance & Employee Benefits	\$ 9,729	\$ 26,685	\$ 6,875	\$ 1,136	55,927	209.6%
TOTAL OPERATING EXPENDITURES	\$ 1,008,867	\$ 1,188,971	\$ 1,316,906	\$ 1,292,877	103,906	8.7%
NET REVENUES OVER / (UNDER) EXPENDITURES	\$ 3,454,189	\$ 2,849,300	\$ 2,892,468	\$ 2,839,982	(9,318)	-0.3%
Transfers In from Other Funds	-	-	-	-	-	n/a
Transfers Out to Other Funds	(210,000)	-	-	-	-	n/a
TOTAL SURPLUS / (DEFICIT)	\$ 3,244,189	\$ 2,849,300	\$ 2,892,468	\$ 2,839,982	(9,318)	-0.3%



Radnor Township, PA
 Monthly Finance Report
 Sewer Fund
 For the Month Ended, April 30, 2014



Full Year Budget v Forecast Comparison						
Full Year Budget [Beg.]	2012 Carry Forward Encumb ¹	2013 Board Approved Amendments	Full Year Budget [All Inclusive] ²	% Change	Updated Full Year Forecast	% Variance (vs. amend budget)
REVENUES						
All Sources						
Interest	\$ 12,000	n/a	\$ -	0%	\$ 14,502	121%
Sewer Rent Income	5,341,331	n/a	-	0%	4,986,553	93%
Miscellaneous	18,104	n/a	-	0%	16,575	92%
TOTAL REVENUES	\$ 5,371,435	\$ n/a	\$ -	0%	\$ 5,017,630	93%
EXPENDITURES						
Sewer Operations						
Public Works	1,880,174	89,247	89,247	5%	1,772,766	90%
Administration	133,009	-	-	0%	137,115	103%
Total Sewer Operations	\$ 2,013,183	\$ 89,247	\$ 89,247	4%	\$ 1,909,881	91%
Contributions, Refunds & Misc.						
RHM Sewer Authority	3,375,941	-	-	0%	3,427,751	102%
Refunds	-	-	-	n/a	-	n/a
Debt Service	-	-	-	n/a	-	n/a
Total Contributions, Refunds & Misc.	\$ 3,375,941	\$ -	\$ -	0%	\$ 3,427,751	102%
Insurance, Payroll Liabilities & Benefits						
Payroll Liabilities	-	-	-	n/a	-	n/a
Employee Benefits & Insurances	-	-	-	n/a	1,136	n/a
Total Insurance & Employee Benefits	\$ -	\$ -	\$ -	n/a	\$ 1,136	n/a
TOTAL OPERATING EXPENDITURES	\$ 5,389,124	\$ 89,247	\$ 89,247	2%	\$ 5,338,768	97%
NET REVENUES OVER / (UNDER) EXPENDITURES	\$ (17,689)	\$ (89,247)	\$ (89,247)	n/a	\$ (321,137)	n/a
Transfers In from Other Funds	-	n/a	-	n/a	-	n/a
Transfers Out to Other Funds	(368,550)	-	-	n/a	(368,550)	n/a
TOTAL SURPLUS / (DEFICIT)	\$ (386,239)	\$ (89,247)	\$ (89,247)	n/a	\$ (689,687)	n/a



Footnotes:

- 2012 Carry Forward Encumbrances: These represent obligations incurred in 2012, against the 2012 adopted budget that did not occur until 2013. Therefore, the 2012 budget in which these obligations were approved against, were carried forward into 2013. The funds required to pay these obligations are encumbered against the 2012 fund balances.
- Full Year Budget [CF Enc + Amendments]: Includes the Board approved beginning budget, all 2012 carry forward encumbrances, and any Board approved amendments to the 2013 Beginning Budget

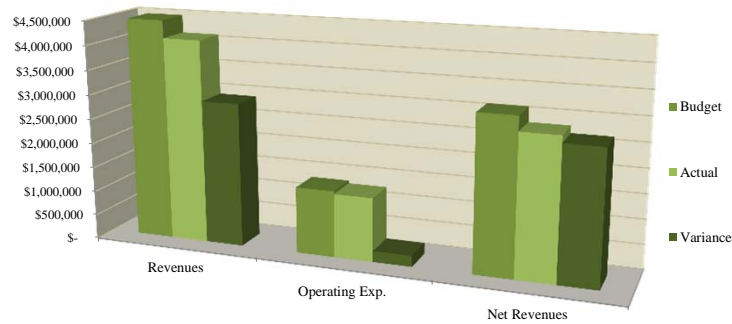
Radnor Township, PA
 Monthly Finance Report
 Sewer Fund
 For the Month Ended, April 30, 2014



Budget v Actual : Year-to-Date

	YTD Forecast	% of Full Year Budget	YTD Actual	B v A Target %	\$ Variance	% Variance	Variance Notation
REVENUES							
All Sources							
Interest	\$ 3,889	32%	\$ 6,392	0%	2,503	64.4%	n/a
Sewer Rent Income	4,474,034	84%	4,119,259	0%	(354,775)	-7.9%	Sewer revenue has come in under estimates due to _____
Miscellaneous	8,736	48%	7,208	0%	(1,528)	-17.5%	n/a
TOTAL REVENUES	\$ 4,486,659	84%	\$ 4,132,859	0%	\$ (353,800)	-7.9%	
EXPENDITURES							
Sewer Operations							
Public Works	367,574	19%	257,933	0%	(109,641)	-29.8%	Expenditures will be pulled back to offset the unexpected decrease in rental income
Administration	36,111	27%	38,170	0%	2,059	5.7%	n/a
Total Sewer Operations	\$ 403,685	19%	\$ 296,103	0%	\$ (107,582)	-26.7%	
Contributions, Refunds & Misc.							
RHM Sewer Authority	943,829	28%	995,639	29%	51,810	5.5%	The actual RHM invoice for Q1 was \$30K higher than budgeted. This should work itself out by Q4
Refunds	-	0%	-	0%	-	n/a	n/a
Debt Service	-	0%	-	0%	-	n/a	n/a
Total Contributions, Refunds & Misc.	\$ 943,829	0%	\$ 995,639	0%	\$ 51,810	5.5%	
Insurance, Payroll Liabilities & Benefits							
Payroll Liabilities	-	n/a	-	n/a	-	n/a	n/a
Employee Benefits & Insurances	-	n/a	1,136	n/a	1,136	n/a	n/a
Total Insurance & Employee Benefits	\$ -	0%	\$ 1,136	0%	\$ 1,136	n/a	
TOTAL OPERATING EXPENDITURES	\$ 1,347,514	25%	\$ 1,292,877	24%	\$ (54,636)	-4.1%	See Sewer Operations: Public Works above
NET REVENUES OVER / (UNDER) EXPENDITURES	\$ 3,139,146		\$ 2,839,982		\$ (299,163)	-9.5%	
Transfers In from Other Funds	-	0%	-	0%	-	n/a	n/a
Transfers Out to Other Funds	-	0%	-	0%	-	n/a	n/a
TOTAL SURPLUS / (DEFICIT)	\$ 3,139,146		\$ 2,839,982		\$ (299,163)	-9.5%	n/a

Year to Date Budget vs. Actual



Sewer Fund Cash Flow



Exhibit A

General Fund Line Item Detail

Radnor Township, PA
General Fund (#01) Budget Worksheet

Account Description	Actual	Actual	Actual	Actual	Actual	Actual	BOC Original Budget	BOC Amended Budget	Full Year Forecast	
	2008	2009	2010	2011	2012	2013	2014	2014	2014	%Δ
REAL ESTATE TAXES										
Current Year - Discount	(167,202)	(108,032)	(187,805)	(208,936)	(211,401)	(213,583)	(209,668)	(209,668)	(215,043)	2%
Current Year - Face	9,246,632	5,891,105	10,290,608	11,203,709	11,632,795	11,651,441	11,791,042	11,791,042	11,749,962	1%
Current Year - Penalties	27,363	17,362	30,264	28,242	35,600	36,781	42,691	42,691	42,691	20%
Prior Year	4,214	52,304	51,486	159,106	84,116	89,066	89,901	89,901	89,055	6%
Delinquent	89,833	66,727	118,061	47,503	110,540	102,848	97,238	97,238	93,109	-16%
Interim	99,012	43,469	44,329	75,577	25,043	54,240	62,275	62,275	55,081	120%
TOTAL REAL ESTATE TAXES	\$ 9,299,851	\$ 5,962,934	\$ 10,346,942	\$ 11,305,200	\$ 11,676,692	\$ 11,720,793	\$ 11,873,479	\$ 11,873,479	\$ 11,814,853	
	\$ 91,536	\$ (3,336,917)	\$ 4,384,008	\$ 958,258	\$ 371,493	\$ 44,101	\$ 152,686	\$ 152,686	\$ 94,060	
	1%	-36%	74%	9%	3%	0%	1%	1%	1%	
LOCAL ENABLING TAXES										
Realty Transfer Tax	1,939,833	1,402,159	1,475,485	1,574,370	1,783,923	2,550,823	2,120,334	2,120,334	2,180,607	22%
Mercantile Tax	1,298,901	1,051,935	1,258,267	1,212,563	1,218,902	689,552	1,455,494	1,455,494	1,534,548	26%
Local Services Tax	981,542	998,835	729,888	945,946	962,876	882,248	972,505	972,505	957,125	-1%
Amusement Tax	41,830	36,991	45,551	37,537	45,780	35,070	37,000	37,000	36,839	-20%
Business Privilege Tax	6,473,413	3,617,786	5,257,035	5,635,035	6,475,295	9,003,525	8,140,484	8,140,484	10,008,618	55%
Mercantile - Audit	-	35,242	370,314	44,591	41,716	-	50,000	50,000	33,336	-20%
Business Privilege - Audit	-	1,314,026	600,861	264,990	569,811	1,272,302	250,000	250,000	342,960	-40%
Attorney Fee Reimbursements	-	-	-	-	-	6,522	5,000	5,000	4,392	n/a
TOTAL LOCAL ENABLING TAXES	\$ 10,735,519	\$ 8,456,975	\$ 9,737,401	\$ 9,715,031	\$ 11,098,301	\$ 14,440,041	\$ 13,030,817	\$ 13,030,817	\$ 15,098,425	
	\$ 549,142	\$ (2,278,545)	\$ 1,280,426	\$ (22,370)	\$ 1,383,270	\$ 3,341,740	\$ (1,409,224)	\$ (1,409,224)	\$ 658,384	
	5%	-21%	15%	0%	14%	30%	-10%	-10%	5%	
LICENSE & PERMITS										
Contractor License Revenue	-	-	-	-	-	35,134	30,000	30,000	31,448	n/a
Plan Review Fees	-	-	-	16,473	22,704	26,820	17,000	17,000	20,548	-9%
Zoning	-	-	1,993	4,643	6,262	7,293	11,000	11,000	9,703	55%
Beverage	8,850	10,451	9,000	9,000	12,800	9,600	10,000	10,000	9,300	-27%
UCC Act 45 Transfer	-	-	-	7,880	8,424	2,168	9,000	9,000	(2,170)	-126%
Building - Regular / Predictible	1,660,026	628,873	640,144	620,633	1,098,897	911,416	650,000	650,000	763,832	-30%
Mechanical	-	-	69,047	101,909	59,486	53,474	55,000	55,000	52,680	-11%
Street Opening	48,765	15,749	3,858	13,776	3,908	2,891	5,000	5,000	3,357	-14%
Subdivision Fees	45,022	21,543	13,576	25,914	30,420	18,650	21,000	21,000	38,355	26%
Public Works & Engineering Fees	77,027	107,694	128,763	182,474	138,760	160,106	225,000	225,000	211,728	53%
Professional Services Reimbursement	-	-	-	80,752	261,147	294,681	190,000	190,000	396,614	52%
Housing	62,964	63,802	95,866	159,576	160,780	160,254	160,000	160,000	165,068	3%
Health	63,883	48,724	74,712	74,498	75,534	71,599	67,000	67,000	76,056	1%
Burning	1,519	629	573	823	896	1,246	600	600	504	-44%
Plumbing	44,711	36,922	38,691	57,578	67,592	71,329	60,000	60,000	62,882	-7%
Electrical	168,234	81,648	143,189	134,227	175,360	125,856	140,000	140,000	130,943	-25%
DRB & ZHB Fees	-	-	-	-	-	-	-	-	(495)	n/a
HARB	-	7,751	18,863	28,991	23,855	1,693	1,200	1,200	975	-96%
DRB	-	-	-	-	-	17,314	15,000	15,000	11,960	n/a
Sewage Enforcement Fees	2,300	4,566	3,647	5,100	5,050	7,100	3,000	3,000	4,819	-5%
ZHB - Residential	-	-	-	-	-	8,658	6,500	6,500	5,653	n/a
ZHB - Non-Residential	-	-	-	-	-	10,250	5,500	5,500	6,235	n/a
Cable TV Franchise Fees	425,593	465,123	520,023	564,376	644,650	631,098	777,045	777,045	742,975	15%
Right-of-Way Fees	-	-	-	4,250	4,250	9,081	5,000	5,000	2,660	-37%
Film Permits	750	1,000	250	1,750	750	2,000	2,892	2,892	2,532	238%
Certificate of Occupancy Transfer Fee	31,145	42,176	41,762	48,075	61,269	71,126	55,000	55,000	54,016	-12%
Building - One Time/ Large	-	-	-	-	-	-	-	-	-	n/a
TOTAL LICENSE & PERMITS	\$ 2,640,787	\$ 1,536,652	\$ 1,803,956	\$ 2,142,697	\$ 2,862,793	\$ 2,710,837	\$ 2,521,737	\$ 2,521,737	\$ 2,802,177	
	\$ (993,782)	\$ (1,104,135)	\$ 267,303	\$ 338,741	\$ 720,096	\$ (151,956)	\$ (189,100)	\$ (189,100)	\$ 91,340	
	-27%	-42%	17%	19%	34%	-5%	-7%	-7%	3%	

Radnor Township, PA
General Fund (#01) Budget Worksheet

Account Description	Actual	Actual	Actual	Actual	Actual	Actual	BOC Original Budget	BOC Amended Budget	Full Year Forecast	
	2008	2009	2010	2011	2012	2013	2014	2014	2014	%Δ
FINES & COSTS										
Police	195,412	230,540	289,833	406,334	418,670	424,162	500,000	500,000	508,169	21%
District Justice	325,177	297,307	232,975	235,676	206,738	197,438	241,200	241,200	224,727	9%
TOTAL FINES & COSTS	\$ 520,589	\$ 527,847	\$ 522,808	\$ 642,011	\$ 625,408	\$ 621,599	\$ 741,200	\$ 741,200	\$ 732,896	
	\$ 85,470	\$ 7,258	\$ (5,038)	\$ 119,202	\$ (16,602)	\$ (3,809)	\$ 119,601	\$ 119,601	\$ 111,297	
	20%	1%	-1%	23%	-3%	-1%	19%	19%	18%	
INTEREST & RENTS										
Interest Earnings	204,522	123,496	50,707	48,060	57,798	78,372	65,104	65,104	71,684	24%
Property & Equipment	19,944	21,756	48,330	98,858	121,516	127,105	135,588	135,588	134,267	10%
TOTAL INTEREST & RENTS	\$ 224,466	\$ 145,252	\$ 99,037	\$ 146,918	\$ 179,314	\$ 205,477	\$ 200,692	\$ 200,692	\$ 205,950	
	\$ (189,305)	\$ (79,214)	\$ (46,216)	\$ 47,881	\$ 32,397	\$ 26,163	\$ (4,785)	\$ (4,785)	\$ 473	
	-46%	-35%	-32%	48%	22%	15%	-2%	-2%	0%	
GRANTS & GIFTS										
Payments In Lieu of Taxes	18,292	18,292	20,122	43,752	62,459	44,493	82,000	82,000	35,398	-43%
Public Utility Realty Tax	26,694	24,655	26,672	28,808	29,235	38,686	28,000	28,000	28,000	-4%
Federal, State & County	171,059	184,455	210,090	164,185	118,763	162,256	100,000	100,000	99,488	-16%
State Pension Aid	650,611	607,435	589,341	985,572	594,234	610,444	600,000	600,000	600,000	1%
Crossing Guard Contributions (RTSD)	-	-	-	-	-	-	61,675	61,675	61,676	n/a
County Highway Aid	36,720	36,720	-	-	-	36,720	-	-	36,720	n/a
State Snow Removal	57,683	58,432	122,584	61,930	64,097	65,315	54,000	54,000	54,000	-16%
Public Access Grant	50,229	61,655	123,330	-	70,635	57,405	75,000	75,000	-	-100%
Shade Tree Contributions	-	20,000	20,000	12,000	20,000	-	-	-	-	-100%
Grounds Maintenance Agreement	58,954	60,000	-	360,000	-	-	-	-	-	n/a
Volunteer Fire Relief Aid	-	-	-	609,828	344,612	393,019	350,000	350,000	350,000	2%
Police Drug Task Force Reimb.	-	-	-	14,700	10,425	27,680	10,500	10,500	11,464	10%
TOTAL GRANTS & GIFTS	\$ 1,070,242	\$ 1,071,644	\$ 1,112,139	\$ 2,280,775	\$ 1,314,459	\$ 1,436,018	\$ 1,361,175	\$ 1,361,175	\$ 1,276,745	
	\$ (2,511)	\$ 1,402	\$ 40,495	\$ 1,168,636	\$ (966,316)	\$ 121,559	\$ (74,843)	\$ (74,843)	\$ (159,273)	
	0%	0%	4%	105%	-42%	9%	-5%	-5%	-11%	
DEPARTMENT EARNINGS										
Parking Meters - Kiosks	283,902	239,855	356,826	401,383	428,425	399,965	410,420	410,420	416,798	-3%
Parking Meters - Church	9,646	13,095	24,757	23,444	22,317	24,209	25,500	25,500	30,566	37%
Alarm System Fees	10,492	11,098	10,395	9,293	7,495	10,285	8,500	8,500	11,355	52%
Police Extra Duty	328,423	191,237	206,608	350,793	328,929	317,873	340,000	340,000	313,547	-5%
Recreation Fees	522,411	539,861	562,570	603,759	460,308	518,304	475,000	475,000	538,634	17%
Prepaid Parking	-	47,249	29,786	24,176	47,089	26,176	21,000	21,000	42,370	-10%
Meter Bags	-	-	-	1,623	5,929	16,389	1,890	1,890	3,141	-47%
Police Parking Permit	-	-	-	2,140	3,495	5,912	2,500	2,500	6,979	100%
Rear Door Trash Fee	-	-	122,602	130,833	119,905	108,770	110,000	110,000	102,116	-15%
Refuse Collection Fee	32,374	31,184	33,021	32,091	29,123	31,723	32,000	32,000	31,324	8%
Sulpizio Gym Fees	-	75,247	103,537	70,359	161,179	25,334	38,700	38,700	30,254	-81%
Police Service Fees	37,390	31,817	33,951	29,672	31,666	31,258	29,241	29,241	34,656	9%
Police Live Scan Fees	-	-	4,964	18,044	10,673	13,430	14,975	14,975	14,722	38%
Recreation Sponsorship/ Adv. Rev.	-	-	-	-	-	60,050	75,000	75,000	95,130	n/a
Kiosk Advertising	-	-	-	-	-	-	-	-	-	n/a
TOTAL DEPARTMENT EARNINGS	\$ 1,224,638	\$ 1,180,643	\$ 1,489,017	\$ 1,697,609	\$ 1,656,534	\$ 1,589,679	\$ 1,584,726	\$ 1,584,726	\$ 1,671,592	
	\$ 206,339	\$ (43,994)	\$ 308,374	\$ 208,592	\$ (41,075)	\$ (66,855)	\$ (4,953)	\$ (4,953)	\$ 81,913	
	20%	-4%	26%	14%	-2%	-4%	0%	0%	5%	

Radnor Township, PA
General Fund (#01) Budget Worksheet

Account Description	Actual	Actual	Actual	Actual	Actual	Actual	BOC Original Budget	BOC Amended Budget	Full Year Forecast	
	2008	2009	2010	2011	2012	2013	2014	2014	2014	%Δ
MISCELLANEOUS										
Insurance Refunds	499	9,944	584,852	-	-	10,000	-	-	44,358	n/a
Sale of Property, Equipment	-	-	-	-	-	-	-	-	-	n/a
Premium Payments - Flex	1,747	1,115	1,429	345	14,051	(3,898)	-	-	(2,177)	-115%
Miscellaneous	86,930	47,543	34,395	20,698	90,589	52,590	44,253	44,253	44,909	-50%
Premium Payments	15,093	18,518	22,745	61,338	98,603	127,501	122,000	122,000	128,248	30%
Advertising & Sponsorship Fees	8,000	4,000	8,000	11,034	26,354	57,323	30,000	30,000	18,720	-29%
Cash Over / Short	70	(217)	(33)	(15)	70	120	-	-	(4,072)	-5945%
Sale of Recycled Materials	101,303	5,086	37,492	97,905	24,969	10,667	35,000	35,000	26,040	4%
Federal Medical Subsidy	-	-	-	69,362	65,948	72,085	70,000	70,000	66,348	1%
Tax Anticipation Revenue Notes	-	-	-	-	-	-	-	-	-	n/a
TOTAL MISCELLANEOUS	\$ 213,641	\$ 85,989	\$ 688,880	\$ 260,668	\$ 320,583	\$ 326,387	\$ 301,253	\$ 301,253	\$ 322,372	
	\$ (1,580,512)	\$ (127,652)	\$ 602,891	\$ (428,213)	\$ 59,916	\$ 5,804	\$ (25,134)	\$ (25,134)	\$ (4,015)	
	-88%	-60%	701%	-62%	23%	2%	-8%	-8%	-1%	
TRANSFERS FROM OTHER FUNDS										
Transfer In: Sewer Overhead	-	-	292,000	292,000	-	-	-	-	-	n/a
Transfer In: Sewer Fund	171,395	300,000	-	-	-	-	-	-	-	n/a
Transfer In: Liquid Fuels Fund	235,000	286,030	244,778	-	-	-	-	-	-	n/a
Transfer In: Capital Improvement Fund	181,688	180,523	-	-	-	-	-	-	-	n/a
Transfer In: Park & Open Space Fund	230,000	230,000	230,000	-	-	-	-	-	-	n/a
Transfer In: Willows Fund	-	-	-	-	-	-	-	-	-	n/a
TOTAL TRANSFERS FROM OTHER FUNDS	\$ 818,083	\$ 996,553	\$ 766,778	\$ 292,000	\$ -	\$ -	\$ -	\$ -	\$ -	
	\$ 169,927	\$ 178,470	\$ (229,775)	\$ (474,778)	\$ (292,000)	\$ -	\$ -	\$ -	\$ -	
	26%	22%	-23%	-62%	-100%	n/a	n/a	n/a	n/a	
GRAND TOTAL: GENERAL FUND REVENUE	\$ 26,747,817	\$ 19,964,490	\$ 26,566,958	\$ 28,482,908	\$ 29,734,086	\$ 33,050,833	\$ 31,615,079	\$ 31,615,079	\$ 33,925,011	
	\$ (1,663,695)	\$ (6,783,327)	\$ 6,602,468	\$ 1,915,950	\$ 1,251,178	\$ 3,316,747	\$ (1,435,754)	\$ (1,435,754)	\$ 874,179	
	-6%	-25%	33%	7%	4%	11%	-4%	-4%	3%	

Radnor Township, PA
General Fund (#01) Budget Worksheet

Account Description	Actual	Actual	Actual	Actual	Actual	Actual	BOC Original Budget	BOC Amended Budget	Full Year Forecast	
	2008	2009	2010	2011	2012	2013	2014	2014	2014	%Δ
ADMINISTRATION										
Salaries	346,175	209,231	313,178	361,528	268,841	269,250	273,257	273,257	290,034	8%
Overtime	-	-	2,638	2,113	-	-	-	-	-	n/a
Longevity	2,580	1,227	2,327	2,363	-	-	-	-	-	n/a
Sick Pay Bonus	-	-	-	-	-	-	-	-	-	n/a
Medical Exp. Reimbursements	-	-	-	-	-	-	-	-	-	n/a
Social Security Taxes	-	-	-	26,561	19,359	19,192	16,446	16,446	17,852	-8%
Workers' Compensation	-	-	-	4,176	2,090	1,819	2,295	2,295	2,239	7%
Pension Benefits	-	-	-	82,594	75,739	54,697	23,382	23,382	23,382	-69%
Health Benefits	-	-	-	79,792	30,036	31,864	31,010	31,010	32,463	8%
Life & Disability Insurance	-	-	-	3,082	2,230	2,289	2,189	2,189	2,243	1%
Office Supplies	8,913	11,795	7,408	5,959	5,369	3,047	5,500	5,500	3,976	-26%
Postage	-	1,946	15,474	14,364	14,857	10,502	9,993	10,317	13,146	-12%
Advertising & Printing	9,522	11,328	16,468	10,552	11,222	18,482	15,000	15,000	16,254	45%
Professional Development	14,667	5,198	150	11	-	556	500	500	500	n/a
Dues & Subscriptions	-	-	842	1,920	5,898	1,555	4,500	4,500	4,051	-31%
Contractual Services	161,035	90,695	25,982	97,680	90,587	64,568	122,500	122,500	154,222	70%
Legal Services - General (solicitor+other)	-	220,348	237,190	188,275	243,150	168,179	185,000	185,000	158,893	-35%
Legal Services - Special (labor Counsel)	-	369,025	66,338	91,637	164,033	187,879	90,000	90,000	111,809	-32%
Miscellaneous	25,105	11,884	3,008	1,006	2,355	5,207	1,800	1,800	4,402	87%
Minor Office Equipment	-	116	719	-	-	-	250	250	168	n/a
TOTAL ADMINISTRATION	\$ 567,996	\$ 932,794	\$ 691,721	\$ 973,613	\$ 935,764	\$ 839,087	\$ 783,622	\$ 783,946	\$ 835,632	
\$ Δ	\$ (256,705)	\$ 364,798	\$ (241,073)	\$ 281,892	\$ (37,848)	\$ (96,678)	\$ (55,465)	\$ (55,141)	\$ (3,454)	
% Δ	-31%	64%	-26%	41%	-4%	-10%	-7%	-7%	0%	
FINANCE										
Salaries	313,940	240,083	195,319	289,584	421,019	481,933	495,878	495,878	511,661	22%
Longevity	1,530	1,588	1,594	2,063	4,412	4,877	5,343	5,343	2,672	-39%
Sick Pay Bonus	-	-	-	455	630	676	617	617	827	31%
Medical Exp. Reimbursements	-	-	-	-	166	166	166	166	166	0%
Social Security Taxes	-	-	-	20,917	30,245	34,800	36,823	36,823	42,180	39%
Workers' Compensation	-	-	-	3,009	3,363	3,415	4,217	4,217	4,098	22%
Unemployment	-	-	-	-	-	-	-	-	-	n/a
Pension Allocation	-	-	-	62,836	98,449	97,651	103,293	103,293	103,293	5%
Medical Insurance Premiums	-	-	-	84,413	128,728	136,049	153,891	153,891	149,729	16%
Group, Life & Disability Insurance	-	-	-	2,635	3,990	4,656	4,156	4,156	4,668	17%
Office Supplies	8,366	8,288	2,915	5,127	7,589	5,550	4,500	4,500	4,617	-39%
Postage	-	57	-	3,176	18	4,454	4,888	4,888	4,681	25719%
Credit Card Fees	-	-	-	-	-	-	-	-	-	n/a
Bond Premium	-	2,119	-	-	2,119	2,119	4,400	4,400	4,400	108%
Professional Development	10,411	576	188	1,526	1,760	2,256	1,600	1,600	1,573	-11%
Dues & Subscriptions	-	-	-	150	1,952	4,440	2,500	2,500	1,507	-23%
Contractual Services	16,519	105,607	131,963	33,515	108,907	73,065	70,000	70,780	60,475	-44%
Professional Services	28,475	34,500	-	19,085	55,295	52,405	63,300	63,300	59,108	7%
Act 511 - Legal Services	-	108,159	106,263	82,276	60,349	72,775	60,000	60,000	61,219	1%
Act 511 - Audit Services	-	128,256	103,408	114,384	114,704	87,908	100,000	100,000	84,254	-27%
Minor Office Equipment	488	650	1,444	11,354	1,037	641	1,500	1,500	117	-89%
TOTAL FINANCE	\$ 379,729	\$ 629,882	\$ 543,094	\$ 736,506	\$ 1,044,732	\$ 1,069,836	\$ 1,117,072	\$ 1,117,852	\$ 1,101,246	
\$ Δ	\$ (465,984)	\$ 250,153	\$ (86,788)	\$ 193,412	\$ 308,226	\$ 25,104	\$ 47,236	\$ 48,016	\$ 31,410	
% Δ	-55%	66%	-14%	36%	42%	2%	4%	4%	3%	

Radnor Township, PA
General Fund (#01) Budget Worksheet

Account Description	Actual	Actual	Actual	Actual	Actual	Actual	BOC Original Budget	BOC Amended Budget	Full Year Forecast	
	2008	2009	2010	2011	2012	2013	2014	2014	2014	%Δ
TREASURER										
Salaries	26,000	26,000	26,000	27,000	26,000	26,000	26,000	26,000	27,000	4%
Social Security Taxes	1,989	-	-	1,876	1,878	1,860	1,989	1,989	2,042	9%
Workers' Compensation	-	-	-	286	1,242	185	218	218	212	-83%
Office Supplies	7,293	7,460	3,664	3,466	1,084	1,046	1,050	1,050	1,205	11%
Postage	-	-	3,800	3,845	3,913	4,081	4,105	4,105	4,419	13%
Bond Premium	3,686	60	-	4,039	4,313	4,442	4,635	4,635	-	-100%
Dues & Subscriptions	-	3,686	3,728	40	-	-	-	-	-	n/a
Contractual Services	12,349	13,321	11,976	12,258	2,456	2,456	2,575	2,575	2,768	13%
Minor Office Equipment	-	-	-	-	-	-	-	-	-	n/a
TOTAL TREASURER	\$ 51,317	\$ 50,526	\$ 49,168	\$ 52,810	\$ 40,886	\$ 40,071	\$ 40,572	\$ 40,572	\$ 37,646	
\$ Δ	\$ 11,969	\$ (791)	\$ (1,359)	\$ 3,643	\$ (11,924)	\$ (815)	\$ 501	\$ 501	\$ (2,426)	
% Δ	30%	-2%	-3%	7%	-23%	-2%	1%	1%	-6%	
INFORMATION TECHNOLOGY										
Salaries	248,302	258,748	181,100	187,145	117,708	119,448	127,638	127,638	130,654	11%
Longevity	4,373	3,948	3,363	3,800	1,638	2,063	2,575	2,575	2,988	82%
Sick Pay Bonus	-	-	-	945	595	630	700	700	700	18%
Medical Exp. Reimbursements	-	-	-	-	100	100	200	200	100	0%
Social Security Taxes	-	-	-	13,881	9,142	8,733	9,817	9,817	10,101	10%
Workers' Compensation	-	-	-	2,149	890	893	1,101	1,101	1,073	21%
Unemployment	-	-	-	-	-	-	-	-	-	n/a
Pension Allocation	-	-	-	39,673	25,435	24,958	26,257	26,257	26,257	3%
Medical Insurance Premiums	-	-	-	43,625	27,074	28,773	31,638	31,638	31,686	17%
Group, Life & Disability Insurance	-	-	-	1,727	1,218	1,168	1,106	1,106	1,071	-12%
Office Supplies	1,719	605	145	226	96	716	740	740	169	77%
Postage	-	29	-	9	-	-	102	102	72	n/a
Operating Supplies	7,538	5,005	5,550	8,138	8,740	8,375	13,000	13,000	12,614	44%
Professional Development	5,689	519	999	914	-	-	2,500	2,500	1,664	n/a
Dues & Subscriptions	-	-	45	-	25	-	-	-	-	-100%
Contractual Services	13,501	8,842	28,159	87,383	55,753	78,857	80,000	83,125	81,667	46%
Minor Office Equipment	130	276	50	409	279	671	1,880	1,880	1,375	394%
Contracted Maint. & Repairs	110	-	-	-	-	-	-	-	-	n/a
TOTAL INFORMATION TECHNOLOGY	\$ 281,361	\$ 277,971	\$ 219,411	\$ 390,022	\$ 248,691	\$ 275,385	\$ 299,254	\$ 302,379	\$ 302,190	
\$ Δ	\$ 281,361	\$ (3,390)	\$ (58,560)	\$ 170,611	\$ (141,331)	\$ 26,694	\$ 23,869	\$ 26,994	\$ 26,806	
% Δ	n/a	-1%	-21%	78%	-36%	11%	9%	10%	10%	

Radnor Township, PA
General Fund (#01) Budget Worksheet

Account Description	Actual	Actual	Actual	Actual	Actual	Actual	BOC Original Budget	BOC Amended Budget	Full Year Forecast	
	2008	2009	2010	2011	2012	2013	2014	2014	2014	%Δ
COMMUNITY DEVELOPMENT										
Salaries	573,319	557,854	326,606	365,464	400,795	428,628	362,923	362,923	369,569	-8%
Part-Time Wages	-	-	-	-	4,082	25,323	49,110	49,110	51,605	1164%
Overtime	-	-	21,911	13,089	20,494	25,770	15,000	15,000	35,707	74%
Longevity	8,931	7,605	6,844	8,563	9,063	8,625	5,963	5,963	9,682	7%
Sick Pay Bonus	-	-	-	1,120	490	1,120	385	385	840	71%
Medical Exp. Reimbursements	-	-	-	300	400	400	400	400	300	-25%
Social Security Taxes	-	-	-	27,858	31,396	34,886	32,153	32,153	34,731	11%
Workers' Compensation	-	-	-	13,138	16,705	17,203	16,140	16,140	15,856	-5%
Unemployment	-	-	-	-	-	-	-	-	-	n/a
Pension Allocation	-	-	-	84,277	100,911	90,354	93,415	93,415	93,415	-7%
Medical Insurance Premiums	-	-	-	64,144	83,303	81,883	140,898	140,898	117,162	41%
Group, Life & Disability Insurance	-	-	-	3,472	5,283	7,644	5,655	5,655	5,726	8%
Communications	-	287	266	266	2,241	3,751	2,500	2,500	2,787	24%
Uniforms	-	-	-	-	-	-	1,500	1,500	1,000	n/a
Office Supplies	10,251	6,573	2,281	2,918	4,389	4,592	4,900	4,900	3,955	-10%
Postage	-	91	-	605	-	4,298	4,398	4,398	4,176	n/a
Operating Supplies	1,132	539	84	8,618	1,129	-	-	-	-	-100%
Credit Card Fees	-	-	-	-	-	-	-	-	207	n/a
Advertising & Printing	16,875	8,669	8,325	1,139	4,064	4,923	5,200	5,200	5,781	42%
Professional Development	11,667	4,454	2,794	738	1,577	1,723	2,000	2,000	1,568	-1%
Dues & Subscriptions	-	598	894	655	1,198	2,682	3,000	3,000	2,364	97%
Contractual Services: Prop Maint.	-	-	-	-	2,108	6,286	2,500	2,500	2,510	19%
Contractual Services	70,022	70,643	52,502	33,474	88,813	205,800	220,000	276,010	286,529	223%
Legal Services - Zoning Hearing Board	-	10,000	10,000	10,000	15,294	10,000	18,000	18,000	17,596	15%
Fire Marshal	-	-	-	-	-	-	5,500	5,500	3,664	n/a
UCC Act 45 Transfer	-	-	-	-	14,252	-	9,000	9,000	6,000	-58%
Minor Office Equipment	1,148	2,565	1,559	-	1,354	1,103	1,300	1,300	431	-68%
Gas, Oil & Lubricants	5,228	5,470	5,510	2,195	2,062	2,148	2,000	2,000	2,163	5%
Tires, Batteries & Accessories	1,014	1,695	60	588	333	646	700	700	344	3%
Repair Parts	5,122	1,874	1,143	645	1,443	198	1,300	1,300	1,284	-11%
Contracted Maint. & Repair	702	733	546	523	153	376	600	600	313	104%
TOTAL COMMUNITY DEVELOPMENT	\$ 705,411	\$ 679,649	\$ 441,325	\$ 643,790	\$ 813,332	\$ 970,360	\$ 1,006,440	\$ 1,062,450	\$ 1,077,264	
\$ Δ	\$ 67,574	\$ (25,763)	\$ (238,324)	\$ 202,465	\$ 169,541	\$ 157,029	\$ 36,080	\$ 92,089	\$ 106,904	
% Δ	11%	-4%	-35%	46%	26%	19%	4%	9%	11%	

Radnor Township, PA
General Fund (#01) Budget Worksheet

Account Description	Actual	Actual	Actual	Actual	Actual	Actual	BOC Original Budget	BOC Amended Budget	Full Year Forecast	
	2008	2009	2010	2011	2012	2013	2014	2014	2014	%Δ
POLICE										
Salaries	3,750,394	4,094,496	3,898,517	3,629,691	3,768,240	3,748,358	4,040,150	4,040,150	4,112,963	9%
PT Meter Enforcement Salaries	-	-	-	-	3,505	26,078	55,567	55,567	55,208	1475%
Overtime	46,103	52,569	60,427	109,207	171,702	174,610	145,000	145,000	169,009	-2%
Longevity	310,038	365,203	339,890	342,640	315,737	348,669	346,715	346,715	354,281	12%
Sick Pay Bonus	-	-	-	280	525	525	385	385	455	-13%
Medical Exp. Reimbursements	-	-	-	3,800	3,500	3,200	4,100	4,100	3,200	-9%
Extra Duty	254,770	158,626	172,475	218,997	228,735	200,942	200,000	200,000	195,409	-15%
Court Time	2,718	3,114	3,481	5,438	7,229	9,242	10,198	10,198	10,833	50%
Crossing Guard	-	76,862	73,738	70,298	68,209	81,287	109,584	109,584	99,916	46%
Social Security Taxes	-	-	-	328,345	335,091	337,057	357,343	357,343	371,852	11%
Workers' Compensation	-	-	-	180,863	189,483	200,873	209,621	209,621	203,390	7%
Unemployment	-	-	-	-	-	-	-	-	-	n/a
Pension Allocation	-	-	-	888,981	913,748	1,138,971	1,345,114	1,345,114	1,345,114	47%
Medical Insurance Premiums	-	-	-	1,024,579	971,498	1,057,175	1,266,735	1,266,735	1,209,241	24%
Group, Life & Disability Insurance	-	-	-	31,168	25,922	33,990	50,639	50,639	45,176	74%
OPEB Allocation	-	-	-	-	-	90,000	181,989	181,989	181,989	n/a
Communications	-	8,719	10,784	8,312	11,755	11,529	12,000	12,000	12,970	10%
Uniforms	31,092	19,190	20,102	14,190	67,049	70,194	60,000	62,656	43,631	-35%
Office Supplies	19,659	11,324	5,898	8,901	6,498	578	5,000	5,000	4,761	-27%
Emergency Management Materials	-	-	-	-	-	413	2,500	2,500	1,834	n/a
Postage	-	120	-	-	47	3,183	2,410	2,410	2,328	4816%
Operating Supplies	55,585	38,787	24,392	32,288	43,227	31,526	35,000	35,400	36,447	-16%
Training Supplies	-	-	492	-	452	-	2,500	2,500	1,664	268%
Credit Card Fees	-	-	-	-	-	-	-	-	957	n/a
Rentals	-	-	-	-	-	-	-	-	-	n/a
Professional Development	17,539	7,356	8,645	13,948	6,132	9,867	10,972	10,972	12,977	112%
Dues & Subscriptions	-	-	1,100	1,100	1,530	1,975	2,000	2,000	765	-50%
Contractual Services	63,422	31,846	32,909	41,074	40,770	63,033	43,000	43,000	54,753	34%
Legal Services - General	-	-	-	-	13,978	1,714	16,000	16,000	16,000	14%
Contractual Services - Animal Control	-	-	-	-	2,912	3,891	2,500	2,500	4,132	42%
P.A.L. Programming	-	-	-	-	212	2,349	-	490	34	-84%
Minor Office Equipment	10,440	12,130	8,405	10,480	9,287	732	2,500	2,500	3,771	-59%
Maint. & Repair: Parking Meters	2,645	6,566	22,144	2,329	2,150	2,150	2,600	2,600	1,391	-35%
Maint. & Repair: Comm. Equip.	6,609	3,103	5,551	2,173	794	1,424	2,500	2,500	2,260	185%
Gas, Oil & Lubricants	107,138	83,899	83,965	99,950	95,530	86,447	91,431	91,431	96,277	1%
Tires, Batteries & Accessories	10,109	8,945	7,005	8,344	6,318	6,140	9,850	9,850	9,700	54%
Repair Parts	20,987	17,108	16,387	15,711	20,066	17,744	18,000	18,000	14,068	-30%
Contracted Maint. & Repairs	25,928	14,281	12,590	11,102	7,459	6,220	9,196	9,196	7,030	-6%
TOTAL POLICE	\$ 4,735,176	\$ 5,014,243	\$ 4,808,896	\$ 7,103,264	\$ 7,339,290	\$ 7,772,085	\$ 8,653,099	\$ 8,656,645	\$ 8,685,788	
\$ Δ	\$ 115,072	\$ 279,067	\$ (205,347)	\$ 2,294,368	\$ 236,026	\$ 432,795	\$ 881,014	\$ 884,560	\$ 913,703	
% Δ	2%	6%	-4%	48%	3%	6%	11%	11%	12%	
FIRE										
Radnor Fire: Insurance (Liability & WC)	-	-	-	25,323	47,117	61,172	57,000	57,000	48,559	3%
Radnor Fire: Rentals (Hydrant Water)	138,951	138,929	139,203	139,307	139,579	139,422	142,210	142,210	140,730	1%
VMSC Contributions (Capital & Ops)	-	-	-	10,000	-	-	-	-	-	n/a
Bryn Mawr Fire Co. Contrib. (Operations)	43,824	43,824	43,824	39,442	50,000	51,250	52,531	52,531	78,678	57%
Broomall Fire Co. Contrib. (Operations)	4,991	4,991	4,991	4,992	6,330	6,500	6,663	6,663	6,663	5%
Radnor Fire: Contrib. (Capital and Ops)	115,207	115,207	115,207	264,170	290,000	92,700	95,481	95,481	95,481	-67%
Volunteer Fire Relief Aid (State)	-	-	-	609,828	344,612	393,019	350,000	350,000	350,000	2%
Radnor Fire: Gas, Oil & Lubricants	-	-	-	29,542	24,804	25,445	27,271	27,271	27,290	10%
TOTAL FIRE	\$ 302,973	\$ 302,951	\$ 303,225	\$ 1,122,604	\$ 902,443	\$ 769,507	\$ 731,156	\$ 731,156	\$ 747,401	
\$ Δ	\$ 29,377	\$ (23)	\$ 275	\$ 819,379	\$ (220,162)	\$ (132,935)	\$ (38,351)	\$ (38,351)	\$ (22,107)	
% Δ	11%	0%	0%	270%	-20%	-15%	-5%	-5%	-3%	

Radnor Township, PA
General Fund (#01) Budget Worksheet

Account Description	Actual	Actual	Actual	Actual	Actual	Actual	BOC Original Budget	BOC Amended Budget	Full Year Forecast	
	2008	2009	2010	2011	2012	2013	2014	2014	2014	%Δ
EMERGENCY MANAGEMENT										
Salaries - Regular	-	-	-	20,186	40,307	-	-	-	55,712	38%
Salaries - Overtime	-	-	-	36,838	38,174	-	-	-	78,879	107%
Sick Pay Bonus	-	-	-	-	-	-	-	-	-	n/a
Medical Exp. Reimbursements	-	-	-	-	-	-	-	-	-	n/a
Social Security Taxes	-	-	-	4,188	5,455	-	-	-	9,961	83%
Workers' Compensation	-	-	-	-	-	-	-	-	-	n/a
Unemployment	-	-	-	-	-	-	-	-	-	n/a
Pension Allocation	-	-	-	-	-	-	-	-	-	n/a
Medical Insurance Premiums	-	-	-	-	-	-	-	-	-	n/a
Group, Life & Disability Insurance	-	-	-	-	-	-	-	-	-	n/a
Operating Supplies	-	-	-	1,056	2,120	-	-	-	1,249	-41%
Contractual Services	-	-	-	37,611	40,225	4,100	-	-	63,465	58%
Legal Services - Special	-	-	-	-	-	-	-	-	-	n/a
Minor Equipment	-	-	-	950	-	-	-	-	9,547	n/a
Gas, Oil, Lubricants	-	-	-	-	-	-	-	-	-	n/a
Tires, Batteries & Acc.	-	-	-	574	-	-	-	-	-	n/a
Repair Parts	-	-	-	727	-	-	-	-	-	n/a
Contracted Maint. & Repairs	-	-	-	-	4,763	-	-	-	-	-100%
TOTAL EMERGENCY MANAGEMEN	\$ -	\$ -	\$ -	\$ 102,130	\$ 131,043	\$ 4,100	\$ -	\$ -	\$ 218,814	
\$ Δ	\$ -	\$ -	\$ -	\$ 102,130	\$ 28,913	\$ (126,943)	\$ (4,100)	\$ (4,100)	\$ 214,714	
% Δ	n/a	n/a	n/a	n/a	28%	-97%	-100%	-100%	5237%	
BUILDING & GROUNDS										
Salaries	93,840	122,256	104,428	56,085	109,774	86,489	113,313	113,313	105,027	-4%
Overtime	-	-	214	285	1,561	979	1,300	1,300	1,130	-28%
Longevity	4,731	5,652	3,740	863	3,804	2,563	4,200	4,200	4,175	10%
Sick Pay Bonus	-	-	-	-	434	385	140	140	371	-15%
Medical Exp. Reimbursements	-	-	-	100	150	110	140	140	110	-27%
Social Security Taxes	-	-	-	4,124	8,415	6,504	9,137	9,137	8,492	1%
Workers' Compensation	-	-	-	2,570	5,831	4,414	6,369	6,369	6,221	7%
Unemployment	-	-	-	-	-	-	-	-	-	n/a
Pension Allocation	-	-	-	12,173	25,484	17,722	28,890	28,890	28,890	13%
Medical Insurance Premiums	-	-	-	28,719	45,042	45,616	46,445	46,445	44,653	-1%
Group, Life & Disability Insurance	-	-	-	938	996	1,372	1,767	1,767	1,631	64%
Utilities	153,838	160,785	164,634	161,985	140,681	138,894	146,000	146,000	159,522	13%
Stormwater Fee	-	-	-	-	-	-	17,500	17,500	20,242	n/a
Communications	61,992	58,396	63,131	60,496	49,581	48,410	51,500	55,160	54,431	10%
Operating Supplies	21,021	14,099	14,662	11,308	2,474	6,020	7,000	7,000	7,723	212%
Contractual Services	69,174	66,802	34,900	39,067	30,838	40,283	40,000	40,000	34,954	13%
Minor Office Equipment	4,678	3,770	345	2,944	119	1,408	2,600	2,600	2,600	2079%
Maint. & Repair: Township Hall Bldg.	37,050	62,988	54,904	34,941	58,545	48,010	65,000	67,100	58,512	0%
TOTAL BUILDING & GROUNDS	\$ 446,324	\$ 494,748	\$ 440,958	\$ 416,597	\$ 483,728	\$ 449,176	\$ 541,301	\$ 547,061	\$ 538,685	
\$ Δ	\$ (1,802)	\$ 48,424	\$ (53,790)	\$ (24,360)	\$ 67,131	\$ (34,552)	\$ 92,125	\$ 97,885	\$ 89,509	
% Δ	0%	11%	-11%	-6%	16%	-7%	21%	22%	20%	

Radnor Township, PA
General Fund (#01) Budget Worksheet

Account Description	Actual	Actual	Actual	Actual	Actual	Actual	BOC Original Budget	BOC Amended Budget	Full Year Forecast	
	2008	2009	2010	2011	2012	2013	2014	2014	2014	%Δ
SOLID WASTE										
Salaries	1,635,432	1,611,231	1,364,435	1,329,818	1,290,166	1,147,052	1,164,944	1,164,944	1,171,973	-9%
Seasonal Wages	-	-	-	-	42,895	107,942	102,000	102,000	102,748	140%
Overtime	14,136	3,581	4,459	5,657	5,947	2,266	2,000	2,000	2,660	-55%
Longevity	40,925	45,240	46,887	47,707	41,271	40,185	44,206	44,206	54,323	32%
Sick Pay Bonus	-	-	-	4,690	3,857	2,170	3,633	3,633	2,345	-39%
Medical Exp. Reimbursements	-	-	-	2,000	1,800	1,500	1,785	1,785	1,160	-36%
Social Security Taxes	-	-	-	102,972	100,093	92,826	97,247	97,247	99,377	-1%
Workers' Compensation	-	-	-	64,192	63,838	65,678	68,879	68,879	65,536	3%
Unemployment	-	-	-	-	-	-	-	-	-	n/a
Pension Allocation	-	-	-	309,703	293,186	264,447	305,721	305,721	305,721	4%
Medical Insurance Premiums	-	-	-	501,037	427,847	405,163	428,650	428,650	425,054	-1%
Group, Life & Disability Insurance	-	-	-	19,655	19,455	21,588	24,358	24,358	24,083	24%
Uniforms	-	1,112	600	987	-	-	900	900	1,500	n/a
Postage	-	-	-	-	-	-	-	-	-	n/a
Operating Supplies	18,537	12,425	11,854	7,499	11,899	10,638	10,400	10,400	11,368	-4%
Credit Card Fees	-	-	-	-	-	-	-	-	566	n/a
Disposal Fees	20,001	188,423	203,188	190,157	192,737	232,177	240,000	240,000	247,681	29%
Contractual Services	-	-	-	-	-	-	-	-	-	n/a
Gas, Oil & Lubricants	179,308	72,868	83,720	104,900	98,525	104,904	109,929	109,929	113,570	15%
Tires, Batteries & Accessories	22,915	20,963	26,864	25,698	28,797	32,859	26,800	26,800	30,013	4%
Repair Parts	22,096	27,185	25,168	32,169	28,454	36,861	30,000	30,000	24,281	-15%
Contracted Maint. & Repairs	9,750	59,233	16,535	13,997	39,507	27,045	40,000	40,000	43,502	10%
TOTAL SOLID WASTE	\$ 1,963,101	\$ 2,042,261	\$ 1,783,711	\$ 2,762,837	\$ 2,690,275	\$ 2,595,300	\$ 2,701,452	\$ 2,701,452	\$ 2,727,461	
\$ Δ	\$ 29,663	\$ 79,160	\$ (258,550)	\$ 979,126	\$ (72,562)	\$ (94,974)	\$ 106,152	\$ 106,152	\$ 132,160	
% Δ	2%	4%	-13%	55%	-3%	-4%	4%	4%	5%	
ENGINEERING										
Salaries	169,376	215,296	228,866	253,136	151,857	158,772	163,964	163,964	168,749	11%
Overtime	-	-	1,245	2,580	3,854	10,124	6,000	6,000	5,459	42%
Longevity	5,422	7,507	9,273	7,550	5,638	6,950	8,263	8,263	9,132	62%
Sick Pay Bonus	-	-	-	420	140	210	210	210	105	-25%
Medical Exp. Reimbursements	-	-	-	100	200	200	200	200	200	0%
Social Security Taxes	-	-	-	19,018	11,639	12,560	14,612	14,612	14,676	26%
Workers' Compensation	-	-	-	8,863	5,975	5,836	6,605	6,605	6,430	8%
Unemployment	-	-	-	-	-	-	-	-	-	n/a
Pension Allocation	-	-	-	28,341	35,533	34,976	45,437	45,437	45,437	28%
Medical Insurance Premiums	-	-	-	56,615	52,878	42,870	41,812	41,812	48,544	-8%
Group, Life & Disability Insurance	-	-	-	1,426	1,689	1,601	2,261	2,261	2,442	45%
Communications	-	-	-	-	137	-	300	300	200	46%
Office Supplies	4,946	2,537	618	1,066	1,265	1,300	1,000	1,000	769	-39%
Postage	-	46	-	-	-	618	684	684	673	n/a
Credit Card Fees	-	-	-	-	-	-	-	-	6	n/a
Professional Development	2,821	921	899	279	510	504	700	700	328	-36%
Dues & Subscriptions	-	85	411	170	150	225	300	300	100	-33%
Contractual Services: Retainer	788	3,346	(3,073)	184,050	42,946	40,811	30,500	41,750	50,332	17%
Contractual Services: Special Proj.	-	-	-	-	96,929	90,019	51,500	131,931	97,707	1%
Contractual Services: Reimbursable	-	-	-	-	198,224	362,403	190,000	297,269	445,107	125%
Minor Office Equipment	-	239	-	-	1,812	109	500	500	-	-100%
Gasoline, Oil, Lubricants	-	-	-	2,252	2,446	2,320	2,485	2,485	2,636	8%
Repair Parts	-	-	-	-	-	-	300	300	300	n/a
TOTAL ENGINEERING	\$ 183,352	\$ 229,977	\$ 238,239	\$ 565,864	\$ 613,823	\$ 772,409	\$ 567,633	\$ 766,583	\$ 899,332	
\$ Δ	\$ (75,618)	\$ 46,625	\$ 8,262	\$ 327,625	\$ 47,959	\$ 158,586	\$ (204,776)	\$ (5,826)	\$ 126,924	
% Δ	-29%	25%	4%	138%	8%	26%	-27%	-1%	16%	

Radnor Township, PA
General Fund (#01) Budget Worksheet

Account Description	Actual	Actual	Actual	Actual	Actual	Actual	BOC Original Budget	BOC Amended Budget	Full Year Forecast	
	2008	2009	2010	2011	2012	2013	2014	2014	2014	%Δ
PUBLIC WORKS DEPARTMENT										
Salaries	984,092	978,625	946,285	995,243	897,602	899,266	832,172	832,172	892,229	-1%
Seasonal Wages	-	-	-	-	-	-	-	-	-	n/a
Overtime	103,132	151,069	157,204	122,608	74,369	160,325	165,000	165,000	268,845	261%
Longevity	38,132	41,038	43,106	39,459	41,139	40,530	42,231	42,231	51,701	26%
Sick Pay Bonus	-	-	-	1,750	875	560	1,442	1,442	525	-40%
Medical Exp. Reimbursements	-	-	-	1,300	1,440	1,430	1,215	1,215	1,310	-9%
Social Security Taxes	-	-	-	85,140	73,608	80,216	77,019	77,019	90,772	23%
Workers' Compensation	-	-	-	54,180	45,527	50,260	53,979	53,979	52,710	16%
Unemployment	-	-	-	-	-	-	-	-	-	n/a
Pension Allocation	-	-	-	210,528	206,068	219,614	230,834	230,834	230,834	12%
Medical Insurance Premiums	-	-	-	398,462	363,562	351,910	341,979	341,979	352,877	-3%
Group, Life & Disability Insurance	-	-	-	11,080	15,995	17,964	16,532	16,532	17,187	7%
Communications	-	-	-	-	4,827	5,652	3,400	3,400	3,796	-21%
Highway: Uniforms	8,322	(19)	345	3,589	2,433	2,109	3,000	3,000	3,710	52%
Highway: Office Supplies	3,366	2,871	886	599	239	725	350	350	819	243%
Highway: Postage	-	2,289	5,000	-	-	320	439	439	720	n/a
Highway: Operating Supplies	27,239	16,994	11,871	22,698	14,972	14,976	21,000	21,000	18,903	26%
Highway: Credit Card Fees	-	-	-	-	-	-	-	-	-	n/a
Highway: Rentals	-	-	-	-	-	-	600	600	400	n/a
Highway: Professional Development	2,149	242	-	25	352	2,175	1,500	1,500	1,499	326%
Highway: Dues & Subscriptions	-	139	156	70	755	158	300	300	264	-65%
Highway: Contractual Services	18,015	23,921	11,815	6,208	3,159	2,891	3,000	3,000	3,283	4%
Highway: Contractual Svcs: Storm Sewer	-	-	-	-	115,560	228,576	-	-	-	-100%
Highway: Minor Office Equipment	-	-	-	-	274	1,547	300	300	267	-3%
Highway: Maint. & Repairs: Mach. & Equi	23,139	29,903	35,919	14,787	9,848	4,022	15,000	16,635	14,306	45%
Highway: Maint. & Repairs: Comm. Equip	4,024	3,124	3,146	4,042	398	369	3,000	3,000	3,000	654%
Highway: Gas, Oil & Lubricants	53,629	65,559	76,044	69,368	56,533	65,363	70,605	70,605	80,363	42%
Highway: Tires, Batteries & Accessories	11,003	21,313	10,985	12,249	16,888	18,642	24,000	24,000	21,326	26%
Highway: Repair Parts	22,193	27,532	33,039	39,291	49,687	43,912	35,000	35,000	31,033	-38%
Highway: Contracted Maint. & Repairs	3,960	4,942	6,435	3,142	19,668	24,066	5,800	5,800	4,106	-79%
Highway: MIER-Machinery & Equip.	-	-	-	-	-	-	-	-	-	n/a
Street Cleaning: Contractual Services	14,025	9,750	15,250	3,937	2,990	3,520	7,000	7,000	-	-100%
Snow & Ice: Operating Supplies	109,152	161,502	98,102	121,893	59,104	73,975	80,000	167,975	395,708	570%
Snow & Ice: Contractual Services	-	7,800	11,440	6,265	75	2,932	5,000	5,000	14,024	18599%
Snow & Ice: Maint. & Repair	4,058	4,833	2,602	13,610	4,628	5,608	4,500	5,184	24,049	420%
Traffic Signal: Lighting	13,139	14,328	15,142	15,301	13,687	13,202	14,500	14,500	13,977	2%
Traffic Signal: Operating Supplies	24,664	15,007	16,799	26,840	54,586	20,383	10,000	10,000	8,746	-84%
Traffic Signal: Maint. & Repair	40,011	20,949	14,983	27,765	92,300	46,078	91,500	91,500	37,198	-60%
Street Lighting	177,587	164,562	186,209	206,072	210,223	172,624	180,000	180,000	173,631	-17%
Street Lighting: Maint. & Repairs	33,035	48,428	39,071	34,458	40,171	63,731	91,500	91,500	73,626	83%
Curb & Sidewalks: Operating Supplies	7,171	6,448	-	2,358	3,228	8,622	4,000	4,000	4,000	24%
Drainage: Operating Supplies	11,654	11,439	-	5,604	6,629	5,676	6,500	6,500	7,021	6%
Road Maintenance: Operating Supplies	15,156	4,404	-	8,406	10,514	11,677	10,000	10,000	10,324	-2%
Road Maintenance: Rentals	-	-	-	-	-	-	-	-	-	n/a
Road Maintenance: Contractual Services	3,600	-	-	-	-	3,690	4,900	4,900	4,900	n/a
TOTAL PUBLIC WORKS	\$ 1,755,648	\$ 1,838,991	\$ 1,741,834	\$ 2,568,326	\$ 2,513,914	\$ 2,669,296	\$ 2,459,097	\$ 2,549,391	\$ 2,913,987	
\$ Δ	\$ (380,891)	\$ 83,343	\$ (97,157)	\$ 826,492	\$ (54,412)	\$ 155,382	\$ (210,199)	\$ (119,905)	\$ 244,690	
% Δ	-18%	5%	-5%	47%	-2%	6%	-8%	-4%	9%	

Radnor Township, PA
General Fund (#01) Budget Worksheet

Account Description	Actual	Actual	Actual	Actual	Actual	Actual	BOC Original Budget	BOC Amended Budget	Full Year Forecast	
	2008	2009	2010	2011	2012	2013	2014	2014	2014	%Δ
TOOLS & MACHINERY										
Salaries	223,250	197,943	187,262	186,760	200,240	206,307	176,916	176,916	188,525	-6%
Overtime	1,772	1,448	339	360	180	973	700	700	486	171%
Longevity	-	-	-	3,000	3,688	4,213	2,925	2,925	4,763	29%
Sick Pay Bonus	-	-	-	945	945	560	245	245	560	-41%
Medical Exp. Reimbursements	-	-	-	100	200	200	300	300	200	0%
Social Security Taxes	-	-	-	14,397	14,831	15,182	13,820	13,820	14,739	-1%
Workers' Compensation	-	-	-	8,429	10,430	11,655	10,164	10,164	10,626	2%
Unemployment	-	-	-	-	-	-	-	-	-	n/a
Pension Allocation	-	-	-	42,258	45,965	45,178	48,890	48,890	48,890	6%
Medical Insurance Premiums	-	-	-	48,754	51,393	60,556	83,274	83,274	71,535	39%
Group, Life & Disability Insurance	-	-	-	1,993	2,101	2,186	2,787	2,787	2,994	43%
Communications	-	-	-	-	306	400	300	300	331	8%
Uniforms	-	7,509	4,502	5,185	5,215	5,478	5,300	5,300	5,528	6%
Operating Supplies	20,635	16,797	15,345	11,508	12,055	12,009	12,000	12,000	12,094	0%
Gas, Oil, Lubricants	-	-	-	2,943	5,047	3,551	4,924	4,924	4,064	-19%
TOTAL TOOLS & MACHINERY	\$ 245,657	\$ 223,697	\$ 207,448	\$ 326,633	\$ 352,595	\$ 368,449	\$ 362,545	\$ 362,545	\$ 365,333	
\$ Δ	\$ (192,156)	\$ (21,960)	\$ (16,249)	\$ 119,185	\$ 25,962	\$ 15,853	\$ (5,904)	\$ (5,904)	\$ (3,115)	
% Δ	-44%	-9%	-7%	57%	8%	4%	-2%	-2%	-1%	
RECREATIONAL PROGRAMMING ADMINISTRATION										
Salaries	235,082	220,240	205,275	188,721	242,375	196,781	190,889	190,889	197,039	-19%
Part-Time Wages	-	-	-	-	-	17,422	-	-	-	n/a
Overtime	-	-	2,818	2,037	620	477	-	-	-	-100%
Longevity	4,854	5,379	4,998	3,813	3,213	2,075	-	-	-	-100%
Sick Pay Bonus	-	-	-	140	-	70	70	70	-	n/a
Medical Exp. Reimbursements	-	-	-	100	200	200	100	100	100	-50%
Social Security Taxes	-	-	-	13,576	17,634	14,957	14,608	14,608	14,909	-15%
Workers' Compensation	-	-	-	1,940	2,751	4,901	9,382	9,382	9,181	234%
Unemployment	-	-	-	-	-	-	-	-	-	n/a
Pension Allocation	-	-	-	44,867	49,210	49,464	42,890	42,890	42,890	-13%
Medical Insurance Premiums	-	-	-	22,489	31,437	52,952	57,456	57,456	57,456	83%
Group, Life & Disability Insurance	-	-	-	2,111	2,339	2,536	2,408	2,408	2,386	2%
Office Supplies	5,076	3,352	706	1,550	1,554	2,231	2,500	2,500	2,199	41%
Postage	-	40	-	-	43	1,221	1,000	1,000	1,258	2853%
Professional Development	3,590	2,820	213	-	25	611	500	500	454	1716%
Dues & Subscriptions	-	295	140	308	-	580	500	500	276	n/a
Minor Equipment	-	-	-	-	-	109	-	-	-	n/a
Gas, Oil & Lubricants	4,002	3,077	3,108	200	670	508	1,005	1,005	456	-32%
Tires, Batteries & Accessories	-	-	-	-	-	-	-	-	-	n/a
Repair Parts	-	1,603	-	-	369	636	-	-	-	-100%
Contracted Maint. & Repairs	35	90	-	-	-	-	-	-	-	n/a
TOTAL RECREATIONAL PROGRAM	\$ 252,639	\$ 236,897	\$ 217,259	\$ 281,852	\$ 352,439	\$ 347,730	\$ 323,308	\$ 323,308	\$ 328,605	
\$ Δ	\$ (33,536)	\$ (15,742)	\$ (19,638)	\$ 64,593	\$ 70,587	\$ (4,709)	\$ (24,422)	\$ (24,422)	\$ (19,124)	
% Δ	-12%	-6%	-8%	30%	25%	-1%	-7%	-7%	-5%	

Radnor Township, PA
General Fund (#01) Budget Worksheet

Account Description	Actual	Actual	Actual	Actual	Actual	Actual	BOC Original Budget	BOC Amended Budget	Full Year Forecast	
	2008	2009	2010	2011	2012	2013	2014	2014	2014	%Δ
PARKS MAINTENANCE										
Salaries	866,858	925,060	911,558	862,703	816,028	813,545	878,866	878,866	859,085	5%
Seasonal Wages	-	-	-	-	-	-	-	-	-	n/a
Overtime	7,108	5,592	4,172	3,334	8,969	6,253	6,000	6,000	6,590	-27%
Longevity	16,596	18,275	20,700	22,163	23,067	24,240	26,830	26,830	33,922	47%
Sick Pay Bonus	-	-	-	2,975	2,268	1,197	2,800	2,800	1,070	-53%
Medical Exp. Reimbursements	-	-	-	1,000	1,130	1,090	1,390	1,390	5,748	409%
Social Security Taxes	-	-	-	64,974	61,108	61,063	69,993	69,993	62,953	3%
Workers' Compensation	-	-	-	44,561	42,788	45,601	50,202	50,202	48,986	14%
Pension Allocation	-	-	-	215,309	195,450	185,274	238,668	238,668	238,668	22%
Medical Insurance Premiums	-	-	-	244,282	274,273	309,062	293,077	293,077	306,414	12%
Group, Life & Disability Insurance	-	-	-	11,796	11,873	14,922	17,249	17,249	18,393	55%
Utilities	42,292	47,192	49,327	45,883	32,584	35,741	35,000	35,000	34,779	7%
Communications	-	833	787	794	832	1,632	1,500	1,500	1,544	85%
Uniforms	-	496	423	807	-	-	1,000	1,000	1,664	n/a
Operating Supplies	107,300	97,467	95,859	76,055	51,729	50,700	50,000	50,000	48,466	-6%
Professional Development	1,293	510	755	760	680	1,905	2,800	2,800	2,800	312%
Dues & Subscriptions	-	100	-	35	60	70	60	60	60	0%
Contractual Services	34,784	19,826	22,456	10,540	11,236	10,402	16,000	16,000	8,843	-21%
Minor Equipment	-	-	-	-	-	-	-	-	-	n/a
Maint. & Repairs: Bldgs & Fixtures	12,519	6,603	3,962	6,755	18,240	11,610	15,000	15,000	9,390	-49%
Maint. & Repairs: Mach. & Equip.	20,350	26,762	21,876	23,999	14,261	12,410	16,000	16,000	18,037	26%
Gas, Oil & Lubricants	13,341	13,514	12,892	42,477	36,261	36,933	39,370	39,370	43,206	19%
Tires, Batteries & Accessories	2,107	4,676	4,278	5,531	8,372	2,652	5,000	5,000	4,585	-45%
Repair Parts	13,756	18,059	17,159	12,420	16,377	11,064	13,000	13,000	11,386	-30%
Contracted Maint. & Repairs	4,648	17,511	16,551	736	14,113	3,285	10,000	10,000	6,319	-55%
Mier-Machinery & Equipment	4,027	3,915	3,709	2,068	299	4,310	2,500	2,500	1,664	457%
TOTAL PARKS MAINTENANCE	\$ 1,146,980	\$ 1,206,390	\$ 1,186,466	\$ 1,701,955	\$ 1,641,997	\$ 1,644,960	\$ 1,792,305	\$ 1,792,305	\$ 1,774,571	
\$ Δ	\$ 14,043	\$ 59,410	\$ (19,924)	\$ 515,489	\$ (59,958)	\$ 2,963	\$ 147,345	\$ 147,345	\$ 129,611	
% Δ	1%	5%	-2%	43%	-4%	0%	9%	9%	8%	
SHADE TREES										
Operating Supplies	23,102	13,057	8,988	33,687	34,165	-	2,000	2,000	1,336	-96%
Trees: Chanticleer Tree Program	-	-	2,985	2,625	2,950	9,410	-	-	600	-80%
Contractual Services	-	-	-	-	-	78,824	80,000	80,950	102,322	n/a
TOTAL SHADE TREES	\$ 23,102	\$ 13,057	\$ 11,973	\$ 36,312	\$ 37,115	\$ 88,233	\$ 82,000	\$ 82,950	\$ 104,258	
\$ Δ	\$ 8,064	\$ (10,045)	\$ (1,084)	\$ 24,339	\$ 803	\$ 51,118	\$ (6,233)	\$ (5,283)	\$ 16,025	
% Δ	54%	-43%	-8%	203%	2%	138%	-7%	-6%	18%	

Radnor Township, PA
General Fund (#01) Budget Worksheet

Account Description	Actual	Actual	Actual	Actual	Actual	Actual	BOC Original Budget	BOC Amended Budget	Full Year Forecast	
	2008	2009	2010	2011	2012	2013	2014	2014	2014	%Δ
RECREATION PROGRAMS										
Salaries: Part-Time	122,536	107,839	96,978	73,148	70,532	65,467	85,050	85,050	85,050	21%
Sick Pay Bonus	-	-	-	-	-	-	-	-	-	n/a
Medical Exp. Reimbursements	-	-	-	-	-	-	-	-	-	n/a
Social Security Taxes	-	-	-	5,482	5,183	4,774	5,274	5,274	3,654	-29%
Workers' Compensation	-	-	-	5,622	4,061	604	714	714	758	-81%
Unemployment	-	-	-	-	-	-	-	-	-	n/a
Pension Allocation	-	-	-	-	-	-	-	-	-	n/a
Medical Insurance Premiums	-	-	-	-	-	-	-	-	-	n/a
Group, Life & Disability Insurance	-	-	-	-	-	-	-	-	-	n/a
Recreation Supplies	50,799	53,379	17,276	14,251	21,087	32,569	32,000	32,000	32,276	53%
Credit Card Fees	-	-	-	-	-	-	-	-	2,820	n/a
Rentals	29,951	15,114	41,816	36,515	72,954	102,154	120,800	120,800	108,838	49%
Contractual Services	219,124	190,200	199,817	190,926	161,968	202,598	194,000	194,000	213,500	32%
TOTAL RECREATION PROGRAMS	\$ 422,409	\$ 366,532	\$ 355,887	\$ 325,945	\$ 335,785	\$ 408,166	\$ 437,838	\$ 437,838	\$ 446,897	
\$ Δ	\$ 12,265	\$ (55,877)	\$ (10,645)	\$ (29,943)	\$ 9,840	\$ 72,381	\$ 29,672	\$ 29,672	\$ 38,731	
% Δ	3%	-13%	-3%	-8%	3%	22%	7%	7%	9%	
SULPIZIO GYM										
Salaries	-	10,150	-	-	-	-	-	-	-	n/a
Sick Pay Bonus	-	-	-	-	-	-	-	-	-	n/a
Medical Exp. Reimbursements	-	-	-	-	-	-	-	-	-	n/a
Social Security Taxes	-	-	-	-	-	-	-	-	-	n/a
Workers' Compensation	-	-	-	-	-	-	-	-	-	n/a
Unemployment	-	-	-	-	-	-	-	-	-	n/a
Pension Allocation	-	-	-	-	-	-	-	-	-	n/a
Medical Insurance Premiums	-	-	-	-	-	-	-	-	-	n/a
Group, Life & Disability Insurance	-	-	-	-	-	-	-	-	-	n/a
Utilities	-	23,878	22,468	14,894	20,453	12,865	14,000	14,000	12,478	-39%
Communications	-	1,905	2,100	2,125	732	707	2,200	2,200	1,622	122%
Office Supplies	-	38	336	-	-	-	-	-	-	n/a
Operating Supplies	-	499	1,526	4,598	273	1,891	4,500	4,500	4,298	1473%
Credit Card Fees	-	-	-	-	-	-	-	-	28	n/a
Contractual Services	212	28,330	48,675	30,348	9,045	6,858	10,000	10,000	9,189	2%
Maint. & Repair: Bldgs & Fixtures	-	130	4,139	1,935	5,325	6,170	5,000	5,000	3,482	-35%
Maint. & Repair: Mach & Equip.	-	-	-	-	530	109	3,000	3,000	-	-100%
TOTAL SULPIZIO GYM	\$ 212	\$ 64,931	\$ 79,245	\$ 53,900	\$ 36,357	\$ 28,599	\$ 38,700	\$ 38,700	\$ 31,097	
\$ Δ	\$ 212	\$ 64,719	\$ 14,314	\$ (25,345)	\$ (17,543)	\$ (7,758)	\$ 10,101	\$ 10,101	\$ 2,497	
% Δ	n/a	30497%	22%	-32%	-33%	-21%	35%	35%	9%	

Radnor Township, PA
General Fund (#01) Budget Worksheet

Account Description	Actual	Actual	Actual	Actual	Actual	Actual	BOC Original Budget	BOC Amended Budget	Full Year Forecast	
	2008	2009	2010	2011	2012	2013	2014	2014	2014	%Δ
LIBRARY										
Contributions	815,650	815,650	815,650	733,650	815,650	836,040	856,941	856,941	856,943	5%
Maint. & Repair: Buildings & Fixtures	-	-	-	19,647	2,793	12,984	10,750	10,750	13,348	378%
TOTAL LIBRARY	\$ 815,650	\$ 815,650	\$ 815,650	\$ 753,297	\$ 818,443	\$ 849,024	\$ 867,691	\$ 867,691	\$ 870,291	
\$ Δ	\$ 23,757	\$ -	\$ -	\$ (62,353)	\$ 65,146	\$ 30,581	\$ 18,667	\$ 18,667	\$ 21,267	
% Δ	3%	0%	0%	-8%	9%	4%	2%	2%	3%	
COMMUNITY ORGANIZATION CONTRIBUTIONS										
Contributions to Studio 21	70,019	70,019	70,019	70,019	70,635	53,817	54,000	54,000	57,405	-19%
R.E.C.T. Contributions	-	18,058	41,648	-	-	-	-	-	-	n/a
Wayne Art Center	14,853	14,853	14,853	12,853	14,853	15,224	15,605	15,605	15,605	5%
Surry Services	43,881	43,881	43,881	37,881	43,881	44,977	46,101	46,101	46,101	5%
Wayne Senior Services	110,351	110,351	110,576	99,576	110,576	113,340	116,174	116,174	116,175	5%
Parades	8,000	8,000	4,000	10,000	-	8,000	8,000	8,000	8,000	n/a
United Way	500	-	-	-	-	-	-	-	-	n/a
TOTAL COMMUNITY ORGANIZATI	\$ 247,604	\$ 265,162	\$ 284,977	\$ 230,329	\$ 239,945	\$ 235,358	\$ 239,880	\$ 239,880	\$ 243,285	
\$ Δ	\$ 10,736	\$ 17,558	\$ 19,815	\$ (54,648)	\$ 9,616	\$ (4,587)	\$ 4,522	\$ 4,522	\$ 7,927	
% Δ	5%	7%	7%	-19%	4%	-2%	2%	2%	3%	
EMPLOYEE BENEFIT COST CENTER (no longer used)										
Social Security Taxes	771,527	793,295	735,374	-	-	-	-	-	-	n/a
Retired Employee Pension	-	-	-	-	-	-	-	-	-	n/a
Sick Pay Bonus	14,035	19,311	13,860	-	-	-	-	-	-	n/a
TOTAL EMPLOYEE BENEFIT COST	\$ 785,562	\$ 812,607	\$ 749,234	\$ -	\$ -	\$ -	\$ -	\$ -	\$ -	
\$ Δ	\$ (50,243)	\$ 27,044	\$ (63,373)	\$ (749,234)	\$ -	\$ -	\$ -	\$ -	\$ -	
% Δ	-6%	3%	-8%	-100%	n/a	n/a	n/a	n/a	n/a	
RETIREE AND LIABILITY INSURANCES										
Workers' Compensation	377,025	371,603	371,894	2,711	-	-	-	-	-	n/a
Liability, Auto, Prop, Etc Insurance	327,035	297,627	270,681	267,167	326,848	382,566	360,000	360,000	254,666	-22%
Unemployment	6,076	91,796	51,060	117,716	53,304	47,846	40,000	40,000	54,571	2%
Group Life & Disability	270,530	151,494	174,827	116,850	66,732	68,433	58,753	58,753	62,296	-7%
Health Benefits: Retirees	3,757,072	4,057,904	3,945,553	1,574,608	1,624,647	1,612,640	2,000,000	2,000,000	1,853,337	14%
Retiree Pension: Amort of UAAL	-	-	-	-	-	1,240,201	1,530,989	1,530,989	1,530,989	n/a
TOTAL RETIREE AND LIABILITY IN	\$ 4,737,738	\$ 4,970,425	\$ 4,814,014	\$ 2,079,051	\$ 2,071,530	\$ 3,351,686	\$ 3,989,742	\$ 3,989,742	\$ 3,755,860	
\$ Δ	\$ 3,704,394	\$ 232,687	\$ (156,411)	\$ (2,734,962)	\$ (7,521)	\$ 1,280,156	\$ 638,056	\$ 638,056	\$ 404,174	
% Δ	358%	5%	-3%	-57%	0%	62%	19%	19%	12%	
PRIOR YEAR REFUNDS										
Prior Year Refunds	6,197	-	15,355	-	-	-	-	-	-	n/a
TOTAL PRIOR YEAR REFUNDS	\$ 6,197	\$ -	\$ 15,355	\$ -	\$ -	\$ -	\$ -	\$ -	\$ -	
\$ Δ	\$ (72,087)	\$ (6,197)	\$ 15,355	\$ (15,355)	\$ -	\$ -	\$ -	\$ -	\$ -	
% Δ	-92%	-100%	n/a	-100%	n/a	n/a	n/a	n/a	n/a	

Radnor Township, PA
General Fund (#01) Budget Worksheet

Account Description	Actual	Actual	Actual	Actual	Actual	Actual	BOC Original Budget	BOC Amended Budget	Full Year Forecast		
	2008	2009	2010	2011	2012	2013	2014	2014	2014	%Δ	
DEBT SERVICE											
Tax Anticipation Note Interest	-	-	-	-	-	-	-	-	-	-	n/a
Tax Anticipation Note Principal	-	-	-	-	-	-	-	-	-	-	n/a
Service Charges	5,341	2,900	2,300	4,450	3,475	3,348	5,500	5,500	5,643	62%	
Bond Interest	1,261,527	-	-	-	-	-	-	-	-	-	n/a
Bond Principal	1,508,925	-	-	-	-	-	-	-	-	-	n/a
DEBT SERVICE	\$ 2,775,793	\$ 2,900	\$ 2,300	\$ 4,450	\$ 3,475	\$ 3,348	\$ 5,500	\$ 5,500	\$ 5,643		
\$ Δ	\$ (1,655,507)	\$ (2,772,893)	\$ (600)	\$ 2,150	\$ (975)	\$ (127)	\$ 2,152	\$ 2,152	\$ 2,295		
% Δ	-37%	-100%	-21%	93%	-22%	-4%	64%	64%	69%		
TRANSFER TO OTHER FUNDS											
Sewer Fund	415,778	-	-	-	-	-	-	-	-	-	n/a
Liquid Fuels Fund	-	-	-	-	-	39,320	-	-	-	-	n/a
Capital Improvement	150,000	175,000	200,000	225,000	250,000	275,000	300,000	300,000	300,000	20%	
Capital Improvement (Prog. Funding)	-	25,000	-	-	-	-	1,218,310	1,218,310	1,218,310	n/a	
Capital Improvement (Excess FB)	-	-	-	-	931,113	580,120	-	-	-	-	-100%
Police Pension	522,000	534,000	558,404	-	155,186	96,686	-	-	-	-	-100%
Storm Water Fund	-	-	-	-	248,000	-	-	-	-	-	-100%
Civilian Pension	772,800	758,475	683,340	-	155,186	96,686	-	-	-	-	-100%
OPEB Liability	-	-	-	-	-	3,208,097	-	-	-	-	n/a
Grant Fund	-	-	-	-	-	10,000	-	-	-	-	n/a
Educational Agency	80,000	-	-	-	-	-	-	-	-	-	n/a
Willows	-	90,000	87,000	49,203	60,824	-	-	-	-	-	-100%
Shade Tree Fund	-	-	-	-	-	43,443	25,000	25,000	25,000	-	n/a
Debt Service	-	-	3,232,757	3,389,605	3,061,465	3,048,479	2,932,011	2,932,011	2,932,011	-	-4%
TRANSFER TO OTHER FUNDS	\$ 1,940,578	\$ 1,582,475	\$ 4,761,501	\$ 3,663,809	\$ 4,861,774	\$ 7,397,831	\$ 4,475,321	\$ 4,475,321	\$ 4,475,321		
\$ Δ	\$ (2,768,848)	\$ (358,103)	\$ 3,179,026	\$ (1,097,692)	\$ 1,197,965	\$ 2,536,057	\$ (2,922,510)	\$ (2,922,510)	\$ (2,922,510)		
% Δ	-59%	-18%	201%	-23%	33%	52%	-40%	-40%	-40%		
GRAND TOTAL GENERAL FUND											
GRAND TOTAL GENERAL FUND	\$ 24,772,510	\$ 23,054,715	\$ 24,762,891	\$ 26,895,898	\$ 28,509,375	\$ 32,949,997	\$ 31,515,528	\$ 31,875,267	\$ 32,486,607		
\$ Δ	\$ (1,644,891)	\$ (1,717,795)	\$ 1,708,176	\$ 2,133,007	\$ 1,613,477	\$ 4,440,622	\$ (1,434,469)	\$ (1,074,730)	\$ (463,390)		
% Δ	-6%	-7%	7%	9%	6%	16%	-4%	-3%	-1%		
FUND BALANCE											
FUND BALANCE	2008	2009	2010	2011	2012	2013	2014	2014	2014		
Beginning Fund Balance, January 1	\$ 4,330,371	\$ 6,642,695	\$ 3,356,424	\$ 5,275,480	\$ 7,002,813	\$ 8,096,582	\$ 8,197,418	\$ 8,096,582	\$ 8,096,582	16%	
Revenues	26,747,817	19,964,490	26,566,958	28,482,908	29,734,086	33,050,833	31,615,079	31,615,079	33,925,011	14%	
Expenditures	24,772,510	23,054,715	24,762,891	26,895,898	28,509,375	32,949,997	31,515,528	31,875,267	32,486,607	14%	
Accrual / Misc Adjustments	337,017	(196,047)	114,989	140,323	(130,942)	-	-	-	-		
ENDING FUND BALANCE, December 31	\$ 6,642,695	\$ 3,356,424	\$ 5,275,480	\$ 7,002,813	\$ 8,096,582	\$ 8,197,418	\$ 8,296,969	\$ 7,836,394	\$ 9,534,987	18%	
Increase / (Decrease) In Fund Balance	\$ 2,312,324	\$ (3,286,272)	\$ 1,919,056	\$ 1,727,333	\$ 1,093,769	\$ 100,836	\$ 99,551	\$ (260,188)	\$ 1,438,405		
Increase / (Decrease) In Fund Balance (net of Transfer	\$ 3,097,802	\$ (2,504,303)	\$ 5,798,790	\$ 4,958,819	\$ 6,086,485	\$ 7,498,666	\$ 4,574,872	\$ 4,215,133	\$ 5,913,726		

Radnor Township, PA
General Fund (#01) Budget Worksheet

Account Description	January		February		March		April		2014 YTD	% of Budget	Year-to-Date Budget	Year to Date Variance	Full Year Variance
	Estimated	Actual	Estimated	Actual	Estimated	Actual	Estimated	Actual					
REAL ESTATE TAXES													
Current Year - Discount	(7,377)	(172)	(29,911)	(49,746)	(151,798)	(142,265)	(20,582)	(22,861)	(215,043)	100%	(209,668)	(5,375) ❌	(5,375)
Current Year - Face	380,240	8,582	1,541,722	2,487,273	7,257,298	7,113,158	1,175,907	1,274,074	10,883,087	93%	10,355,167	527,920 ❌	(41,080)
Current Year - Penalties	-	-	-	-	-	-	-	-	-	0%	-	-	-
Prior Year	84,222	76,246	5,679	12,808	-	-	-	-	89,055	100%	89,901	(846) ❌	(846)
Delinquent	5,604	3,824	642	472	926	-	8,119	6,866	11,163	12%	15,291	(4,129) ❌	(4,130)
Interim	5,824	2,827	727	1,038	-	1,284	5,792	-	5,149	9%	12,343	(7,194) ❌	(7,194)
TOTAL REAL ESTATE TAXES	\$ 468,513	\$ 91,307	\$ 1,518,859	\$ 2,451,846	\$ 7,106,426	\$ 6,972,177	\$ 1,169,236	\$ 1,258,079	\$ 10,773,409	91%	\$ 10,263,034	\$ 510,375	\$ (58,626)
	4%	1%	13%	21%	60%	59%	10%	11%	91%				
LOCAL ENABLING TAXES													
Realty Transfer Tax	125,903	181,571	149,719	160,126	48,712	49,983	128,007	120,933	512,613	24%	452,341	60,272 ✅	60,273
Mercantile Tax	14,059	5,495	(51,135)	151	10,756	30,959	218,548	234,676	271,281	18%	192,228	79,053 ✅	79,054
Local Services Tax	45,188	26,263	197,436	168,079	19,996	48,341	17,350	21,906	264,590	28%	279,970	(15,380) ❌	(15,380)
Amusement Tax	193	188	75	-	52	89	261	143	420	1%	581	(161) ❌	(161)
Business Privilege Tax	22,650	377,647	63,601	7,370	189,370	767,709	730,183	1,721,213	2,873,938	29%	1,005,804	1,868,134 ✅	1,868,134
Mercantile - Audit	4,167	-	4,167	-	4,167	-	4,167	-	-	0%	16,668	(16,668) ❌	(16,664)
Business Privilege - Audit	5,570	68,049	1,338	18,717	13,096	30,113	10,667	6,750	123,630	36%	30,671	92,959 ✅	92,960
Attorney Fee Reimbursements	931	-	517	-	905	1,367	103	482	1,849	42%	2,456	(607) ❌	(608)
TOTAL LOCAL ENABLING TAXES	\$ 218,661	\$ 659,213	\$ 365,718	\$ 354,443	\$ 287,054	\$ 928,562	\$ 1,109,286	\$ 2,106,103	\$ 4,048,321	27%	\$ 1,980,719	\$ 2,067,602	\$ 2,067,608
	2%	5%	3%	3%	2%	7%	9%	16%	31%		Error		
LICENSE & PERMITS													
Contractor License Revenue	3,928	3,248	2,812	1,800	2,640	4,080	2,301	4,000	13,128	42%	11,681	1,447 ✅	1,448
Plan Review Fees	1,445	1,134	944	1,120	908	2,525	764	2,830	7,609	37%	4,061	3,548 ✅	3,548
Zoning	641	398	713	225	1,126	300	1,464	1,725	2,648	27%	3,944	(1,296) ❌	(1,297)
Beverage	-	-	10,000	9,300	-	-	-	-	9,300	100%	10,000	(700) ❌	(700)
UCC Act 45 Transfer	2,707	456	2,325	388	2,856	712	3,703	(1,136)	420	-19%	11,591	(11,171) ❌	(11,170)
Building - Regular / Predictible	29,911	26,965	20,598	31,354	31,481	68,655	41,842	110,690	237,664	31%	123,832	113,832 ✅	113,832
Mechanical	2,548	1,445	3,778	2,003	3,753	5,423	6,071	4,959	13,829	26%	16,150	(2,321) ❌	(2,320)
Street Opening	683	-	709	-	104	-	147	-	-	0%	1,643	(1,643) ❌	(1,643)
Subdivision Fees	-	1,550	-	3,200	338	1,550	1,408	12,800	19,100	50%	1,746	17,354 ✅	17,355
Public Works & Engineering Fees	15,076	13,128	27,159	22,019	19,586	19,275	23,238	17,365	71,787	34%	85,059	(13,272) ❌	(13,272)
Professional Services Reimbursement	-	-	7,980	76,638	9,488	37,124	-	110,321	224,082	56%	17,468	206,614 ✅	206,614
Housing	240	900	298	480	235	3,920	120	660	5,960	4%	893	5,067 ✅	5,068
Health	18,676	25,806	2,746	3,250	618	1,800	2,036	2,275	33,131	44%	24,076	9,055 ✅	9,056
Burning	48	-	48	-	24	-	24	50	50	10%	144	(94) ❌	(96)
Plumbing	4,072	3,797	3,819	2,594	4,477	5,901	6,452	9,410	21,702	35%	18,820	2,882 ✅	2,882
Electrical	7,620	2,712	12,489	4,390	6,446	9,606	9,889	10,681	27,389	21%	36,444	(9,055) ❌	(9,057)
DRB & ZHB Fees	-	-	-	(495)	-	-	-	-	(495)	100%	-	(495) ❌	(495)
HARB	106	149	34	50	106	-	177	-	199	20%	423	(224) ❌	(225)
DRB	658	400	3,725	1,300	2,249	800	1,108	2,200	4,700	39%	7,740	(3,040) ❌	(3,040)
Sewage Enforcement Fees	-	-	782	-	-	1,850	-	750	2,600	54%	782	1,818 ✅	1,819
ZHB - Residential	150	-	1,914	-	-	1,100	432	550	1,650	29%	2,496	(846) ❌	(847)
ZHB - Non-Residential	483	400	-	-	-	400	483	900	1,700	27%	966	734 ✅	735
Cable TV Franchise Fees	-	95,177	183,816	74,780	-	-	117,935	97,726	267,682	36%	301,751	(34,069) ❌	(34,070)
Right-of-Way Fees	2,340	-	-	-	-	-	-	-	-	0%	2,340	(2,340) ❌	(2,340)
Film Permits	-	-	362	-	-	-	-	-	-	0%	362	(362) ❌	(360)
Certificate of Occupancy Transfer Fee	3,325	2,400	3,866	3,600	4,715	4,750	6,457	6,630	17,380	32%	18,363	(983) ❌	(984)
Building - One Time/ Large	-	-	-	-	-	-	-	-	-	n/a	-	-	-
TOTAL LICENSE & PERMITS	\$ 94,657	\$ 180,064	\$ 290,917	\$ 237,995	\$ 91,150	\$ 169,770	\$ 226,051	\$ 395,385	\$ 983,214	35%	\$ 702,775	\$ 280,439	\$ 280,440
	4%	7%	12%	9%	4%	7%	9%	16%	39%				

Radnor Township, PA
General Fund (#01) Budget Worksheet

Account Description	January		February		March		April		2014 YTD	% of Budget	Year-to-Date Budget	Year to Date Variance	Full Year Variance
	Estimated	Actual	Estimated	Actual	Estimated	Actual	Estimated	Actual					
FINES & COSTS													
Police	28,786	39,387	34,058	24,940	31,490	40,557	51,397	49,015	153,899	30%	145,731	8,168	8,169
District Justice	18,799	13,208	21,948	16,824	22,994	13,669	16,051	19,618	63,320	28%	79,792	(16,472)	(16,473)
TOTAL FINES & COSTS	\$ 47,585	\$ 52,595	\$ 56,006	\$ 41,764	\$ 54,484	\$ 54,227	\$ 67,448	\$ 68,633	\$ 217,219	30%	\$ 225,523	\$ (8,304)	\$ (8,304)
	6%	7%	8%	6%	7%	7%	9%	9%	29%				
INTEREST & RENTS													
Interest Earnings	5,706	4,556	3,404	7,555	1,607	5,141	5,788	5,832	23,084	32%	16,505	6,579	6,580
Property & Equipment	26,685	4,663	8,116	25,638	4,079	7,763	11,939	11,433	49,498	37%	50,819	(1,321)	(1,321)
TOTAL INTEREST & RENTS	\$ 32,391	\$ 9,219	\$ 11,520	\$ 33,193	\$ 5,686	\$ 12,904	\$ 17,727	\$ 17,265	\$ 72,581	35%	\$ 67,324	\$ 5,257	\$ 5,258
	16%	5%	6%	17%	3%	6%	9%	9%	36%				
GRANTS & GIFTS													
Payments In Lieu of Taxes	-	-	-	-	-	-	46,602	-	-	0%	46,602	(46,602)	(46,602)
Public Utility Realty Tax	-	-	-	-	-	-	-	-	-	0%	-	-	-
Federal, State & County	1,171	-	31,564	-	10,521	-	-	1,600	1,600	2%	43,256	(41,656)	(512)
State Pension Aid	-	-	-	-	-	-	-	-	-	0%	-	-	-
Crossing Guard Contributions (RTSD)	-	-	-	-	-	-	-	-	-	0%	-	-	1
County Highway Aid	-	-	-	36,720	-	-	-	-	36,720	100%	-	36,720	36,720
State Snow Removal	-	-	-	-	-	-	-	-	-	0%	-	-	-
Public Access Grant	-	-	-	-	-	-	-	-	-	n/a	-	-	(75,000)
Shade Tree Contributions	-	-	-	-	-	-	-	-	-	n/a	-	-	-
Grounds Maintenance Agreement	-	-	-	-	-	-	-	-	-	n/a	-	-	-
Volunteer Fire Relief Aid	-	-	-	-	-	-	-	-	-	0%	-	-	-
Police Drug Task Force Reimb.	-	-	-	-	-	3,803	2,839	-	3,803	33%	2,839	964	964
TOTAL GRANTS & GIFTS	\$ 1,171	\$ -	\$ 31,564	\$ 36,720	\$ 10,521	\$ 3,803	\$ 49,441	\$ 1,600	\$ 42,123	3%	\$ 92,697	\$ (50,574)	\$ (84,430)
	0%	0%	2%	3%	1%	0%	4%	0%	3%				
DEPARTMENT EARNINGS													
Parking Meters - Kiosks	30,786	28,972	31,222	32,339	33,177	35,448	33,599	38,402	135,161	32%	128,784	6,377	6,378
Parking Meters - Church	3,476	2,946	3,459	(2,932)	(1,651)	4,406	(1,199)	4,731	9,151	30%	4,085	5,066	5,066
Alarm System Fees	494	997	496	1,000	1,155	1,100	496	2,400	5,497	48%	2,641	2,856	2,855
Police Extra Duty	47,603	8,262	22,887	27,127	14,258	6,580	1,224	17,550	59,519	19%	85,972	(26,453)	(26,453)
Recreation Fees	13,718	24,796	6,098	42,776	28,546	84,379	86,439	46,484	198,435	37%	134,801	63,634	63,634
Prepaid Parking	911	19,333	1,574	1,680	1,640	3,215	699	1,965	26,193	62%	4,824	21,369	21,370
Meter Bags	848	2,000	83	-	9	150	-	40	2,190	70%	940	1,250	1,251
Police Parking Permit	1,169	4,128	348	985	56	775	12	175	6,063	87%	1,585	4,478	4,479
Rear Door Trash Fee	90,472	89,190	11,651	7,500	5,631	2,340	-	840	99,870	98%	107,754	(7,884)	(7,884)
Refuse Collection Fee	1,975	1,930	1,721	745	1,246	1,750	3,087	2,925	7,350	23%	8,029	(679)	(676)
Sulpizio Gym Fees	5,110	1,524	3,566	900	5,638	6,930	5,876	2,390	11,744	39%	20,190	(8,446)	(8,446)
Police Service Fees	2,029	4,051	1,723	2,340	1,554	2,835	2,333	3,827	13,053	38%	7,639	5,414	5,415
Police Live Scan Fees	1,666	99	219	931	-	874	3,140	2,869	4,772	32%	5,025	(253)	(253)
Recreation Sponsorship/ Adv. Rev.	-	500	-	980	-	2,750	-	15,900	20,130	21%	-	20,130	20,130
Kiosk Advertising	-	-	-	-	-	-	-	-	-	n/a	-	-	-
TOTAL DEPARTMENT EARNINGS	\$ 200,257	\$ 188,729	\$ 85,047	\$ 116,370	\$ 91,259	\$ 153,533	\$ 135,706	\$ 140,497	\$ 599,128	36%	\$ 512,269	\$ 86,859	\$ 86,866
	13%	12%	5%	7%	6%	10%	9%	9%	38%				

Radnor Township, PA
General Fund (#01) Budget Worksheet

Account Description	January		February		March		April		2014 YTD	% of Budget	Year-to-Date Budget	Year to Date Variance	Full Year Variance	
	Estimated	Actual	Estimated	Actual	Estimated	Actual	Estimated	Actual						
MISCELLANEOUS														
Insurance Refunds	-	-	-	44,358	-	-	-	-	44,358	100%	-	44,358	✔	44,358
Sale of Property, Equipment	-	-	-	-	-	-	-	-	-	n/a	-	-	⚠	-
Premium Payments - Flex	-	(4,327)	-	(435)	-	2,055	-	529	(2,177)	100%	-	(2,177)	✘	(2,177)
Miscellaneous	71	961	3,214	508	903	3,208	408	574	5,251	12%	4,596	655	✔	656
Premium Payments	10,057	11,238	5,055	5,844	14,903	17,457	9,925	11,650	46,189	36%	39,940	6,249	✔	6,248
Advertising & Sponsorship Fees	1,570	-	3,559	-	3,716	-	2,434	-	-	0%	11,279	(11,279)	✘	(11,280)
Cash Over / Short	-	9	-	0	-	(3,505)	-	(576)	(4,072)	100%	-	(4,072)	✘	(4,072)
Sale of Recycled Materials	1,885	325	394	859	2,357	557	8,154	2,091	3,832	15%	12,790	(8,958)	✘	(8,960)
Federal Medical Subsidy	-	-	-	-	-	-	66,348	66,348	66,348	100%	66,348	0	✘	(3,652)
Tax Anticipation Revenue Notes	-	-	-	-	-	-	-	-	-	n/a	-	-	⚠	-
TOTAL MISCELLANEOUS	\$ 13,583	\$ 8,205	\$ 12,222	\$ 51,134	\$ 21,879	\$ 19,772	\$ 87,269	\$ 80,616	\$ 159,727	50%	\$ 134,953	\$ 24,774		\$ 21,119
	5%	3%	4%	17%	7%	7%	29%	27%	53%					
TRANSFERS FROM OTHER FUNDS														
Transfer In: Sewer Overhead	-	-	-	-	-	-	-	-	-	n/a	-	-	⚠	-
Transfer In: Sewer Fund	-	-	-	-	-	-	-	-	-	n/a	-	-	⚠	-
Transfer In: Liquid Fuels Fund	-	-	-	-	-	-	-	-	-	n/a	-	-	⚠	-
Transfer In: Capital Improvement Fund	-	-	-	-	-	-	-	-	-	n/a	-	-	⚠	-
Transfer In: Park & Open Space Fund	-	-	-	-	-	-	-	-	-	n/a	-	-	⚠	-
Transfer In: Willows Fund	-	-	-	-	-	-	-	-	-	n/a	-	-	⚠	-
TOTAL TRANSFERS FROM OTHER F	\$ -	\$ -	\$ -	\$ -	\$ -	\$ -	\$ -	\$ -	\$ -	n/a	\$ -	\$ -		\$ -
	n/a	n/a	n/a	n/a	n/a	n/a	n/a	n/a	n/a					
GRAND TOTAL: GENERAL FUND RE	\$ 1,076,818	\$ 1,189,333	\$ 2,371,853	\$ 3,323,466	\$ 7,668,459	\$ 8,314,746	\$ 2,862,164	\$ 4,068,178	\$ 16,895,723	50%	\$ 13,979,294	\$ 2,916,429		\$ 2,309,932
	3%	4%	8%	11%	24%	26%	9%	13%	53%					

Radnor Township, PA
General Fund (#01) Budget Worksheet

Account Description	January		February		March		April		2014 YTD	% of Budget	Year-to-Date Budget	Year to Date Variance	Full Year Variance
	Estimated	Actual	Estimated	Actual	Estimated	Actual	Estimated	Actual					
ADMINISTRATION													
Salaries	34,030	36,307	21,020	17,339	21,020	22,941	23,520	19,266	95,854	33%	99,590	3,736 ❌	(16,777)
Overtime	-	-	-	-	-	-	-	-	-	n/a	-	- ✅	-
Longevity	-	-	-	-	-	-	-	-	-	n/a	-	- ✅	-
Sick Pay Bonus	-	-	-	-	-	-	-	-	-	n/a	-	- ✅	-
Medical Exp. Reimbursements	-	-	-	-	-	-	-	-	-	n/a	-	- ✅	-
Social Security Taxes	1,804	2,673	1,209	1,283	1,437	1,689	1,205	1,416	7,060	40%	5,655	(1,405) ❌	(1,406)
Workers' Compensation	-	-	590	-	541	1,075	-	-	1,075	48%	1,131	56 ✅	56
Pension Benefits	-	-	-	-	-	-	-	-	-	0%	-	- ✅	-
Health Benefits	2,584	2,947	2,584	2,947	2,584	2,947	2,584	2,947	11,787	36%	10,336	(1,451) ❌	(1,453)
Life & Disability Insurance	354	192	-	192	178	192	184	194	771	34%	716	(55) ❌	(54)
Office Supplies	1,297	-	-	133	1,317	445	-	512	1,090	27%	2,614	1,524 ✅	1,524
Postage	-	2,648	12	0	2,384	47	32	2,562	5,258	40%	2,428	(2,830) ❌	(2,829)
Advertising & Printing	738	1,764	1,113	1,774	560	849	1,572	851	5,239	32%	3,983	(1,256) ❌	(1,254)
Professional Development	-	-	-	-	-	-	-	-	-	0%	-	- ✅	-
Dues & Subscriptions	-	-	449	-	-	-	-	-	-	0%	449	449 ✅	449
Contractual Services	6,835	4,233	-	8,890	1,227	26,472	972	1,161	40,756	26%	9,034	(31,722) ❌	(31,722)
Legal Services - General (solicitor+other)	21,551	14,741	19,843	14,572	18,777	11,472	18,340	11,621	52,406	33%	78,511	26,105 ✅	26,107
Legal Services - Special (labor Counsel)	-	(5,000)	-	-	23,645	27,288	5,211	28,376	50,664	45%	28,856	(21,808) ❌	(21,809)
Miscellaneous	-	1,018	7	760	86	871	-	44	2,694	61%	93	(2,601) ❌	(2,602)
Minor Office Equipment	21	-	21	-	21	-	21	-	-	0%	84	84 ✅	82
TOTAL ADMINISTRATION	\$ 69,214	\$ 61,524	\$ 46,848	\$ 47,891	\$ 73,777	\$ 96,289	\$ 53,641	\$ 68,949	\$ 274,652	33%	\$ 243,480	\$ (31,172)	\$ (51,686)
\$ Δ	9%	8%	6%	6%	9%	12%	7%	9%	35%				
% Δ													
FINANCE													
Salaries	57,217	55,839	38,144	34,280	38,144	39,048	38,144	39,196	168,363	33%	171,649	3,286 ❌	(15,783)
Longevity	-	-	-	-	-	-	2,672	-	-	0%	2,672	2,672 ✅	2,672
Sick Pay Bonus	617	827	-	-	-	-	-	-	827	100%	617	(210) ❌	(210)
Medical Exp. Reimbursements	166	166	-	-	-	-	-	-	166	100%	166	- ✅	-
Social Security Taxes	4,249	4,201	2,833	2,536	2,833	2,875	2,833	7,072	16,684	40%	12,748	(3,936) ❌	(5,357)
Workers' Compensation	-	-	-	-	2,086	1,968	-	-	1,968	48%	2,086	118 ✅	119
Unemployment	-	-	-	-	-	-	-	-	-	n/a	-	- ✅	-
Pension Allocation	-	-	-	-	-	-	-	-	-	0%	-	- ✅	-
Medical Insurance Premiums	12,824	11,784	12,824	11,784	12,824	11,784	12,824	11,784	47,137	31%	51,296	4,159 ✅	4,162
Group, Life & Disability Insurance	237	392	237	392	298	392	298	404	1,580	34%	1,070	(510) ❌	(512)
Office Supplies	169	65	229	1,111	1,178	287	94	325	1,788	39%	1,670	(118) ❌	(117)
Postage	-	-	1,034	659	-	1,607	1,439	-	2,266	48%	2,473	207 ✅	207
Credit Card Fees	-	-	-	-	-	-	-	-	-	n/a	-	- ✅	-
Bond Premium	-	-	-	-	-	-	-	-	-	0%	-	- ✅	-
Professional Development	-	135	56	-	604	499	-	-	634	40%	660	26 ✅	27
Dues & Subscriptions	397	-	604	-	-	-	141	149	149	10%	1,142	993 ✅	993
Contractual Services	7,159	3,203	4,593	2,818	10,541	2,474	814	4,308	12,803	21%	23,107	10,304 ✅	10,305
Professional Services	12,079	2,500	2,114	7,500	-	-	-	-	10,000	17%	14,193	4,193 ✅	4,192
Act 511 - Legal Services	8,371	13,885	12,161	8,276	3,727	1,265	27	2,080	25,505	42%	24,286	(1,219) ❌	(1,219)
Act 511 - Audit Services	-	2,448	21,768	9,360	10,884	3,952	5,078	6,224	21,984	26%	37,730	15,746 ✅	15,746
Minor Office Equipment	-	-	1,383	-	-	-	-	-	-	0%	1,383	1,383 ✅	1,383
TOTAL FINANCE	\$ 103,485	\$ 95,444	\$ 97,980	\$ 78,717	\$ 83,119	\$ 66,151	\$ 64,364	\$ 71,543	\$ 311,855	28%	\$ 348,948	\$ 37,092	\$ 16,606
\$ Δ	9%	9%	9%	7%	7%	6%	6%	6%	28%				
% Δ													

Radnor Township, PA
General Fund (#01) Budget Worksheet

Account Description	January		February		March		April		2014 YTD	% of Budget	Year-to-Date Budget	Year to Date Variance	Full Year Variance
	Estimated	Actual	Estimated	Actual	Estimated	Actual	Estimated	Actual					
SOLID WASTE													
Salaries	134,417	119,023	89,611	79,031	89,611	83,166	89,611	84,253	365,473	31%	403,250	37,777 ✖	(7,029)
Seasonal Wages	11,769	11,694	7,846	3,822	7,846	8,013	7,846	8,604	32,134	31%	35,307	3,173 ✖	(748)
Overtime	231	-	154	136	154	1,058	154	80	1,274	48%	693	(581) ✖	(660)
Longevity	-	-	-	-	-	-	22,103	32,220	32,220	59%	22,103	(10,117) ✖	(10,117)
Sick Pay Bonus	3,633	2,345	-	-	-	-	-	-	2,345	100%	3,633	1,288 ✔	1,288
Medical Exp. Reimbursements	1,785	1,160	-	-	-	-	-	-	1,160	100%	1,785	625 ✔	625
Social Security Taxes	11,221	9,920	7,481	6,140	7,481	6,790	7,481	9,199	32,049	32%	33,664	1,615 ✖	(2,130)
Workers' Compensation	-	-	-	-	34,074	30,731	-	-	30,731	47%	34,074	3,343 ✔	3,343
Unemployment	-	-	-	-	-	-	-	-	-	n/a	-	-	-
Pension Allocation	-	-	-	-	-	-	-	-	-	0%	-	-	-
Medical Insurance Premiums	35,721	34,821	35,721	34,821	35,721	34,821	35,721	34,821	139,286	33%	142,884	3,598 ✔	3,596
Group, Life & Disability Insurance	1,139	1,702	2,134	798	2,497	3,288	1,138	841	6,629	28%	6,908	279 ✔	275
Uniforms	75	-	75	-	75	900	75	-	900	60%	300	(600) ✖	(600)
Postage	-	-	-	-	-	-	-	-	-	n/a	-	-	-
Operating Supplies	593	4	151	1,808	2,274	2,561	608	222	4,595	40%	3,626	(969) ✖	(968)
Credit Card Fees	-	-	-	465	-	57	-	43	566	100%	-	(566) ✖	(566)
Disposal Fees	1,200	1,200	23,000	23,016	32,000	33,969	15,650	17,641	75,826	31%	71,850	(3,976) ✖	(7,681)
Contractual Services	-	-	-	-	-	-	-	-	-	n/a	-	-	-
Gas, Oil & Lubricants	21,726	15,990	4,094	9,775	11,669	10,693	6,165	10,837	47,295	42%	43,654	(3,641) ✖	(3,641)
Tires, Batteries & Accessories	350	-	281	3,425	2,007	-	2,456	4,881	8,307	28%	5,094	(3,213) ✖	(3,213)
Repair Parts	1,002	-	2,507	1,612	1,862	-	6,151	4,191	5,803	24%	11,522	5,719 ✔	5,719
Contracted Maint. & Repairs	-	-	-	3,394	-	109	-	-	3,502	8%	-	(3,502) ✖	(3,502)
TOTAL SOLID WASTE	\$ 224,862	\$ 197,859	\$ 173,055	\$ 168,243	\$ 227,271	\$ 216,157	\$ 195,159	\$ 207,835	\$ 790,095	29%	\$ 820,347	\$ 30,252	\$ (26,009)
\$ Δ	8%	7%	6%	6%	8%	8%	7%	8%	29%				
% Δ													
ENGINEERING													
Salaries	18,919	18,427	12,613	11,949	12,613	12,429	12,613	12,429	55,233	33%	56,758	1,525 ✖	(4,785)
Overtime	692	458	462	289	462	386	462	169	1,303	24%	2,078	775 ✖	541
Longevity	-	-	-	-	-	-	4,132	5,000	5,000	55%	4,132	(869) ✖	(869)
Sick Pay Bonus	210	105	-	-	-	-	-	-	105	100%	210	105 ✔	105
Medical Exp. Reimbursements	200	200	-	-	-	-	-	-	200	100%	200	-	-
Social Security Taxes	1,686	1,418	1,124	905	1,124	943	1,124	1,293	4,560	31%	5,058	498 ✖	(64)
Workers' Compensation	-	-	-	-	3,267	3,093	-	-	3,093	48%	3,267	174 ✖	175
Unemployment	-	-	-	-	-	-	-	-	-	n/a	-	-	-
Pension Allocation	-	-	-	-	-	-	-	-	-	0%	-	-	-
Medical Insurance Premiums	3,484	5,168	3,484	5,168	3,484	5,168	3,484	5,168	20,672	43%	13,936	(6,736) ✖	(6,732)
Group, Life & Disability Insurance	132	106	132	106	132	388	132	111	711	29%	528	(183) ✖	(181)
Communications	25	-	25	-	25	-	25	-	-	0%	100	100 ✔	100
Office Supplies	65	-	131	50	78	-	29	21	71	9%	303	232 ✔	231
Postage	-	-	92	71	-	58	48	-	129	19%	140	11 ✔	11
Credit Card Fees	-	-	-	5	-	1	-	0	6	100%	-	(6) ✖	(6)
Professional Development	285	-	-	-	138	-	-	50	50	15%	423	373 ✔	372
Dues & Subscriptions	-	-	200	-	-	-	-	-	-	0%	200	200 ✔	200
Contractual Services: Retainer	3,479	11,250	3,479	3,750	3,479	-	3,479	7,500	22,500	45%	13,916	(8,584) ✖	(8,582)
Contractual Services: Special Proj.	10,994	1,833	10,994	2,370	10,994	2,370	10,994	3,184	9,755	10%	43,976	34,221 ✔	34,224
Contractual Services: Reimbursable	24,772	131,474	24,772	39,715	24,772	4,560	24,772	71,182	246,931	55%	99,088	(147,843) ✖	(147,838)
Minor Office Equipment	500	-	-	-	-	-	-	-	-	n/a	500	500 ✔	500
Gasoline, Oil, Lubricants	287	230	102	170	311	515	135	70	985	37%	835	(150) ✖	(151)
Repair Parts	25	-	25	-	25	-	25	-	-	0%	100	100 ✔	-
TOTAL ENGINEERING	\$ 65,755	\$ 170,668	\$ 57,635	\$ 64,549	\$ 60,904	\$ 29,910	\$ 61,454	\$ 106,177	\$ 371,305	41%	\$ 245,748	\$ (125,557)	\$ (132,749)
\$ Δ	9%	22%	8%	8%	8%	4%	8%	14%	65%		Error		
% Δ													

Radnor Township, PA
General Fund (#01) Budget Worksheet

Account Description	January		February		March		April		2014 YTD	% of Budget	Year-to-Date Budget	Year to Date Variance	Full Year Variance
	Estimated	Actual	Estimated	Actual	Estimated	Actual	Estimated	Actual					
PUBLIC WORKS DEPARTMENT													
Salaries	96,020	130,515	64,013	55,206	64,013	68,584	64,013	61,806	316,111	35%	288,059	(28,052) ❌	(60,057)
Seasonal Wages	-	-	-	-	-	-	-	-	-	n/a	-	-	-
Overtime	19,038	85,397	12,692	43,563	12,692	16,952	12,692	8,704	154,617	58%	57,114	(97,503) ❌	(103,845)
Longevity	-	-	-	-	-	-	21,116	30,585	30,585	59%	21,116	(9,470) ❌	(9,470)
Sick Pay Bonus	1,442	525	-	-	-	-	-	-	525	100%	1,442	917	917
Medical Exp. Reimbursements	1,215	1,310	-	-	-	-	-	-	1,310	100%	1,215	(95) ❌	(95)
Social Security Taxes	8,887	16,094	5,925	7,603	5,925	6,320	5,925	7,431	37,448	41%	26,662	(10,786) ❌	(13,753)
Workers' Compensation	-	-	-	-	26,703	25,434	-	-	25,434	48%	26,703	1,269	1,269
Unemployment	-	-	-	-	-	-	-	-	-	n/a	-	-	-
Pension Allocation	-	-	-	-	-	-	-	-	-	0%	-	-	-
Medical Insurance Premiums	28,498	31,223	28,498	31,223	28,498	31,223	28,498	31,223	124,893	35%	113,992	(10,901) ❌	(10,898)
Group, Life & Disability Insurance	761	1,741	1,518	751	1,698	2,169	772	742	5,403	31%	4,749	(654) ❌	(655)
Communications	351	354	187	711	516	308	236	312	1,686	44%	1,290	(396) ❌	(396)
Highway: Uniforms	-	-	-	-	-	710	-	-	710	19%	-	(710) ❌	(710)
Highway: Office Supplies	-	-	-	400	-	68	-	-	469	57%	-	(469) ❌	(469)
Highway: Postage	-	-	436	716	-	1	1	-	718	100%	437	(281) ❌	(281)
Highway: Operating Supplies	885	4	299	1,560	2,632	628	1,012	540	2,732	14%	4,828	2,096	2,097
Highway: Credit Card Fees	-	-	-	-	-	-	-	-	-	n/a	-	-	-
Highway: Rentals	50	-	50	-	50	-	50	-	-	0%	200	200	200
Highway: Professional Development	-	-	2	-	-	-	-	-	-	0%	2	2	1
Highway: Dues & Subscriptions	47	-	-	133	122	-	-	-	133	50%	169	36	36
Highway: Contractual Services	-	-	668	-	-	906	668	713	1,619	49%	1,336	(283) ❌	(283)
Highway: Contractual Svcs: Storm Sewer	-	-	-	-	-	-	-	-	-	n/a	-	-	-
Highway: Minor Office Equipment	-	-	21	-	13	-	-	-	-	0%	34	34	33
Highway: Maint. & Repairs: Mach. & Equip	3,184	-	-	-	-	-	-	855	855	6%	3,184	2,329	2,329
Highway: Maint. & Repairs: Comm. Equip	-	-	-	-	-	-	-	-	-	0%	-	-	-
Highway: Gas, Oil & Lubricants	16,367	12,179	3,295	8,884	10,477	15,130	3,477	7,181	43,373	54%	33,616	(9,757) ❌	(9,758)
Highway: Tires, Batteries & Accessories	1,437	292	966	921	1,029	-	1,044	588	1,801	8%	4,476	2,675	2,674
Highway: Repair Parts	8,881	-	1,386	6,390	1,511	1,572	782	631	8,593	28%	12,560	3,967	3,967
Highway: Contracted Maint. & Repairs	647	-	1,012	-	992	109	(848)	-	109	3%	1,803	1,694	1,694
Highway: MIER-Machinery & Equip.	-	-	-	-	-	-	-	-	-	n/a	-	-	-
Street Cleaning: Contractual Services	-	-	-	-	-	-	7,000	-	-	n/a	7,000	7,000	7,000
Snow & Ice: Operating Supplies	46,274	82,826	-	88,812	-	69,800	3,085	35,655	277,093	70%	49,359	(227,734) ❌	(227,733)
Snow & Ice: Contractual Services	-	-	-	2,720	-	6,304	-	-	9,024	64%	-	(9,024) ❌	(9,024)
Snow & Ice: Maint. & Repair	862	-	11	13,776	-	3,505	-	2,457	19,738	82%	873	(18,865) ❌	(18,865)
Traffic Signal: Lighting	1,269	1,217	1,244	1,217	1,244	1,104	1,408	1,104	4,643	33%	5,165	522	523
Traffic Signal: Operating Supplies	212	-	72	1,015	741	-	1,904	659	1,674	19%	2,929	1,255	1,254
Traffic Signal: Maint. & Repair	21,941	-	-	5,480	18,504	1,142	2,278	(18,202)	(11,580)	-31%	42,723	54,303	54,302
Street Lighting	15,813	15,000	15,815	15,000	15,815	14,079	17,084	14,079	58,158	33%	64,527	6,369	6,369
Street Lighting: Maint. & Repairs	23,667	-	1,065	7,182	12,538	11,176	3,133	4,172	22,530	31%	40,403	17,873	17,874
Curb & Sidewalks: Operating Supplies	-	-	-	-	-	-	-	-	-	0%	-	-	-
Drainage: Operating Supplies	-	-	-	-	138	-	-	660	660	9%	138	(522) ❌	(521)
Road Maintenance: Operating Supplies	796	-	56	375	325	324	-	803	1,502	15%	1,177	(325) ❌	(324)
Road Maintenance: Rentals	-	-	-	-	-	-	-	-	-	n/a	-	-	-
Road Maintenance: Contractual Services	-	-	-	-	-	-	-	-	-	0%	-	-	-
TOTAL PUBLIC WORKS	\$ 298,544	\$ 378,678	\$ 139,231	\$ 293,639	\$ 206,176	\$ 277,548	\$ 175,330	\$ 192,699	\$ 1,142,564	39%	\$ 819,281	\$ (323,284)	\$ (364,596)
% Δ	12%	15%	5%	12%	8%	11%	7%	8%	46%				

Radnor Township, PA
General Fund (#01) Budget Worksheet

Account Description	January		February		March		April		2014 YTD	% of Budget	Year-to-Date Budget	Year to Date Variance	Full Year Variance
	Estimated	Actual	Estimated	Actual	Estimated	Actual	Estimated	Actual					
PARKS MAINTENANCE													
Salaries	101,408	75,790	67,605	44,140	67,605	64,568	67,605	66,141	250,639	29%	304,223	53,584	19,781
Seasonal Wages	-	-	-	-	-	-	-	-	-	n/a	-	-	-
Overtime	692	-	462	25	462	1,852	462	557	2,434	37%	2,078	(356)	(590)
Longevity	-	952	-	-	-	-	13,415	19,555	20,507	60%	13,415	(7,092)	(7,092)
Sick Pay Bonus	2,800	1,070	-	-	-	-	-	-	1,070	100%	2,800	1,730	1,730
Medical Exp. Reimbursements	1,390	5,748	-	-	-	-	-	-	5,748	100%	1,390	(4,358)	(4,358)
Social Security Taxes	8,076	-	5,384	3,268	5,384	4,890	5,384	6,339	14,497	23%	24,228	9,731	7,040
Workers' Compensation	-	-	-	-	24,835	23,619	-	-	23,619	48%	24,835	1,216	1,216
Pension Allocation	-	-	-	-	-	-	-	-	-	0%	-	-	-
Medical Insurance Premiums	24,423	27,757	24,423	27,757	24,423	27,757	24,423	27,757	111,030	36%	97,692	(13,338)	(13,337)
Group, Life & Disability Insurance	847	1,041	1,213	558	846	2,420	846	876	4,895	27%	3,752	(1,143)	(1,144)
Utilities	2,124	683	2,554	3,328	1,669	1,841	922	1,195	7,048	20%	7,269	222	222
Communications	125	33	30	437	213	33	125	34	537	35%	493	(44)	(44)
Uniforms	83	-	83	-	83	1,000	83	-	1,000	60%	332	(668)	(664)
Operating Supplies	2,576	4	1,040	2,081	2,073	851	1,563	2,782	5,719	12%	7,252	1,533	1,534
Professional Development	-	-	-	-	-	-	-	-	-	0%	-	-	-
Dues & Subscriptions	-	-	-	-	-	-	-	-	-	0%	-	-	-
Contractual Services	490	-	5,309	3,990	461	-	4,888	-	3,990	45%	11,148	7,158	7,157
Minor Equipment	-	-	-	-	-	-	-	-	-	n/a	-	-	-
Maint. & Repairs: Bldgs & Fixtures	217	-	-	1,161	4,839	575	2,290	-	1,736	18%	7,346	5,610	5,610
Maint. & Repairs: Mach. & Equip.	1,016	-	-	2,811	688	371	392	951	4,133	23%	2,096	(2,037)	(2,037)
Gas, Oil & Lubricants	5,730	4,974	1,636	4,553	4,962	5,340	2,330	3,629	18,495	43%	14,658	(3,837)	(3,836)
Tires, Batteries & Accessories	-	100	1,506	876	-	-	-	116	1,092	24%	1,506	414	415
Repair Parts	1,542	-	106	1,668	1,824	693	934	431	2,791	25%	4,406	1,615	1,614
Contracted Maint. & Repairs	1,401	-	-	-	(424)	109	3,208	395	504	8%	4,185	3,681	3,681
Mier-Machinery & Equipment	208	-	208	-	208	-	208	-	-	0%	832	832	836
TOTAL PARKS MAINTENANCE	\$ 155,148	\$ 118,155	\$ 111,559	\$ 96,652	\$ 140,151	\$ 135,918	\$ 129,078	\$ 130,759	\$ 481,483	27%	\$ 535,936	\$ 54,453	\$ 17,734
\$ Δ	9%	7%	6%	5%	8%	8%	7%	7%	27%				
% Δ													
SHADE TREES													
Operating Supplies	167	-	167	-	167	-	167	-	-	0%	668	668	664
Trees: Chanticleer Tree Program	-	-	-	-	-	-	-	600	600	100%	-	(600)	(600)
Contractual Services	-	950	-	-	-	10,300	2,619	12,740	23,990	23%	2,619	(21,371)	(21,372)
TOTAL SHADE TREES	\$ 167	\$ 950	\$ 167	\$ -	\$ 167	\$ 10,300	\$ 2,786	\$ 13,340	\$ 24,590	24%	\$ 3,287	\$ (21,303)	\$ (21,308)
\$ Δ	0%	1%	0%	0%	0%	12%	3%	16%	30%				
% Δ													

Radnor Township, PA
General Fund (#01) Budget Worksheet

Account Description	January		February		March		April		2014 YTD	% of Budget	Year-to-Date Budget	Year to Date Variance	Full Year Variance
	Estimated	Actual	Estimated	Actual	Estimated	Actual	Estimated	Actual					
LIBRARY													
Contributions	71,412	71,412	71,412	71,412	71,412	71,412	71,412	71,412	285,647	33%	285,648	1 ❌	(2)
Maint. & Repair: Buildings & Fixtures	-	-	-	826	-	1,933	-	-	2,759	21%	162	(2,597) ❌	(2,598)
TOTAL LIBRARY	\$ 71,412	\$ 71,412	\$ 71,412	\$ 72,238	\$ 71,412	\$ 73,345	\$ 71,574	\$ 71,412	\$ 288,406	33%	\$ 285,810	\$ (2,596)	\$ (2,600)
\$ Δ	8%	8%	8%	8%	8%	8%	8%	8%	33%				
% Δ													
COMMUNITY ORGANIZATION CONT													
Contributions to Studio 21	54,000	57,405	-	-	-	-	-	-	57,405	100%	54,000	(3,405) ❌	(3,405)
R.E.C.T. Contributions	-	-	-	-	-	-	-	-	-	n/a	-	-	-
Wayne Art Center	-	-	-	-	15,605	15,605	-	-	15,605	100%	15,605	-	-
Surry Services	11,525	11,525	-	-	-	-	11,525	11,525	23,051	50%	23,050	(1) ✓	1
Wayne Senior Services	29,044	29,044	-	-	-	-	29,044	29,044	58,087	50%	58,088	1 ❌	(1)
Parades	-	-	-	-	4,000	4,000	-	-	4,000	50%	4,000	-	-
United Way	-	-	-	-	-	-	-	-	-	n/a	-	-	-
TOTAL COMMUNITY ORGANIZATIO	\$ 94,569	\$ 97,973	\$ -	\$ -	\$ 19,605	\$ 19,605	\$ 40,569	\$ 40,569	\$ 158,147	65%	\$ 154,743	\$ (3,404)	\$ (3,405)
\$ Δ	39%	41%	0%	0%	8%	8%	17%	17%	66%				
% Δ													
EMPLOYEE BENEFIT COST CENTER													
Social Security Taxes	-	-	-	-	-	-	-	-	-	n/a	-	-	-
Retired Employee Pension	-	-	-	-	-	-	-	-	-	n/a	-	-	-
Sick Pay Bonus	-	-	-	-	-	-	-	-	-	n/a	-	-	-
TOTAL EMPLOYEE BENEFIT COST C	\$ -	\$ -	\$ -	\$ -	\$ -	\$ -	\$ -	\$ -	\$ -	n/a	\$ -	\$ -	\$ -
\$ Δ	n/a	n/a	n/a	n/a	n/a	n/a	n/a	n/a	n/a				
% Δ													
RETIREE AND LIABILITY INSURANC													
Workers' Compensation	-	-	-	-	-	-	-	-	-	n/a	-	-	-
Liability, Auto, Prop, Etc Insurance	4,639	13,513	51,906	-	53	-	71,417	9,169	22,682	9%	128,015	105,333 ✓	105,334
Unemployment	-	-	9,380	-	-	-	6,622	30,573	30,573	56%	16,002	(14,571) ❌	(14,571)
Group Life & Disability	813	3,588	7,900	80	31,627	34,799	319	5,736	44,202	71%	40,659	(3,543) ❌	(3,543)
Health Benefits: Retirees	173,321	135,586	171,177	133,055	171,177	135,895	169,377	133,853	538,389	29%	685,052	146,663 ✓	146,663
Retiree Pension: Amort of UAAL	-	-	-	-	-	-	-	-	-	0%	-	-	-
TOTAL RETIREE AND LIABILITY IN	\$ 178,773	\$ 152,687	\$ 240,363	\$ 133,135	\$ 202,857	\$ 170,694	\$ 247,735	\$ 179,331	\$ 635,847	17%	\$ 869,728	\$ 233,881	\$ 233,882
\$ Δ	4%	4%	6%	3%	5%	4%	6%	4%	16%				
% Δ													
PRIOR YEAR REFUNDS													
Prior Year Refunds	-	-	-	-	-	-	-	-	-	n/a	-	-	-
TOTAL PRIOR YEAR REFUNDS	\$ -	\$ -	\$ -	\$ -	\$ -	\$ -	\$ -	\$ -	\$ -	n/a	\$ -	\$ -	\$ -
\$ Δ	n/a	n/a	n/a	n/a	n/a	n/a	n/a	n/a	n/a				
% Δ													

Radnor Township, PA
General Fund (#01) Budget Worksheet

Account Description	January		February		March		April		2014 YTD	% of Budget	Year-to-Date Budget	Year to Date Variance	Full Year Variance
	Estimated	Actual	Estimated	Actual	Estimated	Actual	Estimated	Actual					
DEBT SERVICE													
Tax Anticipation Note Interest	-	-	-	-	-	-	-	-	-	n/a	-	-	✓
Tax Anticipation Note Principal	-	-	-	-	-	-	-	-	-	n/a	-	-	✓
Service Charges	-	83	-	60	-	-	-	-	143	3%	-	(143)	✗
Bond Interest	-	-	-	-	-	-	-	-	-	n/a	-	-	✓
Bond Principal	-	-	-	-	-	-	-	-	-	n/a	-	-	✓
DEBT SERVICE	\$ -	\$ 83	\$ -	\$ 60	\$ -	\$ -	\$ -	\$ -	\$ 143	3%	\$ -	\$ (143)	\$ (143)
\$ Δ	0%	2%	0%	1%	0%	0%	0%	0%	3%				
% Δ													
TRANSFER TO OTHER FUNDS													
Sewer Fund	-	-	-	-	-	-	-	-	-	n/a	-	-	✓
Liquid Fuels Fund	-	-	-	-	-	-	-	-	-	n/a	-	-	✓
Capital Improvement	-	-	-	-	-	-	-	-	-	0%	-	-	✓
Capital Improvement (Prog. Funding)	-	-	-	-	-	-	-	-	-	0%	-	-	✓
Capital Improvement (Excess FB)	-	-	-	-	-	-	-	-	-	n/a	-	-	✓
Police Pension	-	-	-	-	-	-	-	-	-	n/a	-	-	✓
Storm Water Fund	-	-	-	-	-	-	-	-	-	n/a	-	-	✓
Civilian Pension	-	-	-	-	-	-	-	-	-	n/a	-	-	✓
OPEB Liability	-	-	-	-	-	-	-	-	-	n/a	-	-	✓
Grant Fund	-	-	-	-	-	-	-	-	-	n/a	-	-	✓
Educational Agency	-	-	-	-	-	-	-	-	-	n/a	-	-	✓
Willows	-	-	-	-	-	-	-	-	-	n/a	-	-	✓
Shade Tree Fund	-	-	-	-	-	-	-	-	-	0%	-	-	✓
Debt Service	-	-	-	-	-	-	-	-	-	0%	-	-	✓
TRANSFER TO OTHER FUNDS	\$ -	\$ -	\$ -	\$ -	\$ -	\$ -	\$ -	\$ -	\$ -	0%	\$ -	\$ -	\$ -
\$ Δ	0%	0%	0%	0%	0%	0%	0%	0%	0%				
% Δ													
GRAND TOTAL GENERAL FUND	\$ 2,393,996	\$ 2,327,475	\$ 1,604,676	\$ 1,866,977	\$ 2,016,202	\$ 1,960,737	\$ 1,961,475	\$ 2,044,170	\$ 8,199,359	25%	\$ 7,976,349	\$ (223,011)	\$ (611,340)
\$ Δ	8%	7%	5%	6%	6%	6%	6%	6%	26%		25%		
% Δ													
FUND BALANCE													
Beginning Fund Balance, January 1	\$ 8,096,582	\$ 8,096,582	\$ 6,779,404	\$ 6,958,439	\$ 7,546,581	\$ 8,414,929	\$ 13,198,838	\$ 14,768,938	\$ 8,096,582		\$ 8,096,582	\$ 8,096,582	\$ 8,096,582
Revenues	1,076,818	1,189,333	2,371,853	3,323,466	7,668,459	8,314,746	2,862,164	4,068,178	16,895,723		2,916,429	2,309,932	2,309,932
Expenditures	2,393,996	2,327,475	1,604,676	1,866,977	2,016,202	1,960,737	1,961,475	2,044,170	8,199,359		(223,011)	(611,340)	(611,340)
Accrual / Misc Adjustments	-	-	-	-	-	-	-	-	-				
ENDING FUND BALANCE, December 31	\$ 6,779,404	\$ 6,958,439	\$ 7,546,581	\$ 8,414,929	\$ 13,198,838	\$ 14,768,938	\$ 14,099,528	\$ 16,792,946	\$ 16,792,946		\$ 11,236,022	\$ 11,017,855	\$ 11,017,855
Increase / (Decrease) In Fund Balance	\$ (1,317,178)	\$ (1,138,143)	\$ 767,177	\$ 1,456,489	\$ 5,652,257	\$ 6,354,009	\$ 900,690	\$ 2,024,008	\$ 8,696,364		\$ 3,139,440	\$ 2,921,273	\$ 2,921,273
Increase / (Decrease) In Fund Balance (net of Transfer)	\$ (1,317,178)	\$ (1,138,143)	\$ 767,177	\$ 1,456,489	\$ 5,652,257	\$ 6,354,009	\$ 900,690	\$ 2,024,008	\$ 8,696,364		\$ 2,693,418	\$ 1,698,592	\$ 1,698,592

Exhibit B

Sewer Fund Line Item Detail

Radnor Township, PA
Sewer Fund (#02) Budget Worksheet

Account Description	Actual	Actual	Actual	Actual	Actual	Actual	BOC Original Budget	BOC Amended Budget	Full Year Forecast	
	2008	2009	2010	2011	2012	2013	2014	2014	2014	%Δ
INTEREST & RENTS										
Interest & Rents	43,655	17,304	5,718	5,531	13,407	14,336	12,000	12,000	14,502	8%
TOTAL INTEREST & RENTS	\$ 43,655	\$ 17,304	\$ 5,718	\$ 5,531	\$ 13,407	\$ 14,336	\$ 12,000	\$ 12,000	\$ 14,502	
\$ Δ	\$ (69,384)	\$ (26,351)	\$ (11,586)	\$ (187)	\$ 7,876	\$ 929	\$ (1,407)	\$ (1,407)	\$ 1,095	
% Δ	-61%	-60%	-67%	-3%	142%	17%	-10%	-10%	8%	
DEPARTMENTAL EARNINGS										
Current Year Face	4,977,188	5,074,476	4,558,667	4,942,308	4,949,494	4,884,536	5,218,906	5,218,906	4,864,443	-2%
Rent - Current Year Penalties	38,070	53,897	36,078	33,963	31,193	42,132	39,116	39,116	39,689	27%
Rent - Prior Years	163,596	57,999	43,034	57,928	84,550	86,989	64,498	64,498	64,100	-24%
Connection Fees	17,508	14,450	2,550	9,067	2,568	11,092	7,496	7,496	7,005	173%
Sewer Charges	7,504	6,432	10,851	6,741	7,963	7,478	11,315	11,315	11,315	42%
TOTAL DEPARTMENTAL EARNINGS	\$ 5,203,865	\$ 5,207,253	\$ 4,651,179	\$ 5,050,008	\$ 5,075,768	\$ 5,032,226	\$ 5,341,331	\$ 5,341,331	\$ 4,986,553	
\$ Δ	\$ 411,067	\$ 3,388	\$ (556,074)	\$ 398,829	\$ 25,760	\$ (43,542)	\$ 265,563	\$ 265,563	\$ (89,215)	
% Δ	9%	0%	-11%	9%	1%	-1%	5%	5%	-2%	
MISCELLANEOUS										
Miscellaneous	24,320	16,248	15,063	23,296	19,519	16,210	18,104	18,104	16,575	-15%
Cash Over / Short	0	(0)	(1)	(1)	-	(1)	-	-	(0)	n/a
Tax Anticipation Note	1,310,000	-	-	-	-	-	-	-	-	n/a
TOTAL MISCELLANEOUS	\$ 1,334,320	\$ 16,248	\$ 15,063	\$ 23,295	\$ 19,519	\$ 16,209	\$ 18,104	\$ 18,104	\$ 16,575	
\$ Δ	\$ 403,699	\$ (1,318,072)	\$ (1,185)	\$ 8,232	\$ (3,776)	\$ (3,310)	\$ (1,415)	\$ (1,415)	\$ (2,944)	
% Δ	43%	-99%	-7%	55%	-16%	-14%	-7%	-7%	-15%	
TRANSFERS										
From General Fund	415,778	-	-	-	-	-	-	-	-	n/a
TOTAL TRANSFERS	\$ 415,778	\$ -	\$ -	\$ -	\$ -	\$ -	\$ -	\$ -	\$ -	
\$ Δ	\$ 415,778	\$ (415,778)	\$ -	\$ -	\$ -	\$ -	\$ -	\$ -	\$ -	
% Δ	n/a	-100%	n/a	n/a	n/a	n/a	n/a	n/a	n/a	
TOTAL REVENUE: SEWER FUND	\$ 6,997,618	\$ 5,240,805	\$ 4,671,960	\$ 5,078,834	\$ 5,108,694	\$ 5,062,772	\$ 5,371,435	\$ 5,371,435	\$ 5,017,630	
\$ Δ	\$ 1,161,160	\$ (1,756,813)	\$ (568,845)	\$ 406,874	\$ 29,860	\$ (45,922)	\$ 262,741	\$ 262,741	\$ (91,064)	
% Δ	19.89%	-25.11%	-10.85%	8.71%	1%	-1%	5%	5%	-2%	

Radnor Township, PA
Sewer Fund (#02) Budget Worksheet

Account Description	Actual	Actual	Actual	Actual	Actual	Actual	BOC Original Budget	BOC Amended Budget	Full Year Forecast	
	2008	2009	2010	2011	2012	2013	2014	2014	2014	%Δ
SEWER OPERATIONS										
Salaries	329,783	309,850	218,860	228,035	259,346	255,829	267,584	267,584	266,754	3%
Overtime	28,874	24,557	17,959	16,555	8,914	16,830	20,000	20,000	20,907	135%
Longevity	12,579	10,767	9,671	10,488	10,289	10,740	11,545	11,545	14,438	40%
Sick Pay Bonus	-	-	-	1,365	1,176	1,008	1,190	1,190	917	-22%
Medical Exp. Reimbursements	-	-	-	400	380	370	370	370	350	-8%
Social Security Taxes	-	-	-	19,667	21,471	21,804	23,024	23,024	22,558	5%
Workers' Compensation	-	-	-	11,906	8,880	9,911	15,660	15,660	15,258	72%
Pension Allocation	-	-	-	53,721	39,790	57,979	71,949	71,949	71,949	81%
Medical Insurance Premiums	-	-	-	96,239	95,611	91,924	101,686	101,686	100,865	5%
Group, Life & Disability Insurance	-	-	-	2,537	3,605	3,977	4,669	4,669	4,745	32%
Utilities	20,435	19,748	19,862	17,134	19,287	18,499	20,000	20,000	18,727	-3%
Communications	-	3,190	3,356	3,117	1,547	2,719	2,000	2,000	2,374	53%
Uniforms	-	110	90	417	-	-	200	200	611	n/a
Operating Supplies	24,115	28,093	19,651	27,148	28,152	42,750	31,000	31,000	28,560	1%
Rentals	121,662	123,190	110,293	112,548	112,153	111,519	103,000	103,000	103,076	-8%
Contractual Services	8,726	11,306	5,181	5,231	15,394	42,238	14,000	16,178	38,828	152%
Maint. & Repair: Mach. & Equipment	8,215	15	244	1,281	2,232	46,903	48,000	83,364	66,144	2863%
Maint. & Repair: Sewers	113,281	112,384	28,321	99,377	15,922	5,095	200,000	200,000	223,464	1303%
Gas, Oil & Lubricants	19,616	13,949	14,564	16,839	14,975	13,576	14,698	14,698	18,397	23%
Tires, Batteries & Accessories	1,086	1,717	870	219	1,255	142	600	600	-	-100%
Repair Parts	1,242	2,474	2,513	4,614	2,881	2,300	6,000	6,000	9,943	245%
Contracted Maint. & Repairs	2,180	378	150	1,241	11,806	8,376	76,000	76,000	36,021	205%
Capital Improvements	-	-	-	129,935	221,344	621,724	847,000	898,705	707,881	220%
TOTAL SEWER OPERATIONS	\$ 691,794	\$ 661,727	\$ 451,586	\$ 860,012	\$ 896,412	\$ 1,386,213	\$ 1,880,174	\$ 1,969,421	\$ 1,772,766	
\$ Δ	\$ (342,706)	\$ (30,067)	\$ (210,141)	\$ 816,575	\$ 36,400	\$ 489,802	\$ 983,762	\$ 1,073,009	\$ 876,355	
% Δ	-33%	-4%	-32%	181%	4%	57%	110%	120%	98%	
SEWER ADMINISTRATION										
Salaries	363,116	97,314	-	-	47,627	50,718	52,114	52,114	53,399	12%
Longevity	2,378	406	-	-	676	735	795	795	1,145	69%
Sick Pay Bonus	-	-	-	-	-	60	48	48	107	n/a
Medical Exp. Reimbursements	-	-	-	-	34	34	34	34	34	0%
Social Security Taxes	-	-	-	-	3,703	3,947	3,701	3,701	3,813	3%
Workers' Compensation	-	-	-	-	4,319	4,214	445	445	498	-88%
Unemployment	-	-	-	-	-	-	-	-	-	n/a
Pension Allocation	-	-	-	-	30,389	11,060	11,690	11,690	11,690	-62%
Medical Insurance Premiums	-	-	-	-	15,056	15,962	16,831	16,831	17,124	14%
Group, Life & Disability Insurance	-	-	-	-	-	-	452	452	304	n/a
Office Supplies	11,375	7,442	5,655	5,785	6,135	6,081	2,600	2,600	5,574	-9%
Postage	-	57	3,055	3,138	3,130	3,911	3,800	3,800	4,167	33%
Credit Card Fees	-	-	-	-	-	-	-	-	1,594	n/a
Advertising & Printing	5,585	-	-	-	-	-	1,500	1,500	1,000	n/a
Professional Development	1,874	736	-	-	-	-	-	-	-	n/a
Dues & Subscriptions	-	-	-	-	-	100	-	-	-	n/a
Contractual Services	24,069	33,273	23,119	23,034	22,229	22,707	23,000	23,000	26,723	20%
Legal Services - General	-	2,583	10,293	7,774	12,421	12,878	16,000	16,000	9,942	-20%
Professional Services	15,000	12,000	-	-	-	-	-	-	-	n/a
Minor Office Equipment	85	258	239	-	461	-	-	-	-	-100%
TOTAL SEWER ADMINISTRATION	\$ 423,483	\$ 154,069	\$ 42,360	\$ 39,731	\$ 146,179	\$ 132,406	\$ 133,009	\$ 133,009	\$ 137,115	
\$ Δ	\$ (46,175)	\$ (269,414)	\$ (111,709)	\$ 27,028	\$ 106,449	\$ (13,773)	\$ (13,170)	\$ (13,170)	\$ (9,064)	
% Δ	-10%	-64%	-73%	64%	268%	-35%	-9%	-9%	-6%	

Radnor Township, PA
Sewer Fund (#02) Budget Worksheet

Account Description	Actual	Actual	Actual	Actual	Actual	Actual	BOC Original Budget	BOC Amended Budget	Full Year Forecast	
	2008	2009	2010	2011	2012	2013	2014	2014	2014	%Δ
EMPLOYEE BENEFITS										
Social Security Taxes	56,939	34,118	19,483	-	-	-	-	-	-	n/a
Sick Pay Bonus	1,610	2,109	1,765	-	-	-	-	-	-	n/a
TOTAL EMPLOYEE BENEFITS	\$ 58,549	\$ 36,227	\$ 21,248	\$ -	\$ -	\$ -	\$ -	\$ -	\$ -	
\$ Δ	\$ (9,856)	\$ (22,322)	\$ (14,980)	\$ (2,849)	\$ -	\$ -	\$ -	\$ -	\$ -	
% Δ	-14%	-38%	-41%	-13%	n/a	n/a	n/a	n/a	n/a	
INSURANCE										
Workers' Compensation	22,608	18,497	-	-	-	-	-	-	-	n/a
Liability, Auto, Prop, Etc Insurance	20,621	14,770	-	6,885	35,737	19,415	-	-	1,136	-97%
Group Life & Disability	10,945	6,941	2,863	-	-	-	-	-	-	n/a
Medical Insurance Premiums	-	-	-	-	-	-	-	-	-	n/a
TOTAL INSURANCE	\$ 54,173	\$ 40,208	\$ 2,863	\$ 6,885	\$ 35,737	\$ 19,415	\$ -	\$ -	\$ 1,136	
\$ Δ	\$ (7,866)	\$ (13,966)	\$ (37,345)	\$ 6,852	\$ 28,852	\$ (16,322)	\$ (35,737)	\$ (35,737)	\$ (34,601)	
% Δ	-13%	-26%	-93%	239%	419%	-237%	-100%	-100%	-97%	
OTHER										
Prior Year Refunds	-	-	-	-	-	-	-	-	-	n/a
TOTAL OTHER	\$ -	\$ -	\$ -	\$ -	\$ -	\$ -	\$ -	\$ -	\$ -	
\$ Δ	\$ -	\$ -	\$ -	\$ -	\$ -	\$ -	\$ -	\$ -	\$ -	
% Δ	n/a	n/a	n/a	n/a	n/a	n/a	n/a	n/a	n/a	
RHM SEWER AUTHORITY RENTAL										
Rentals	3,286,434	3,039,311	2,925,890	3,187,345	3,456,973	3,340,685	3,375,941	3,375,941	3,427,751	-1%
TOTAL RHM SEWER AUTHORITY R	\$ 3,286,434	\$ 3,039,311	\$ 2,925,890	\$ 3,187,345	\$ 3,456,973	\$ 3,340,685	\$ 3,375,941	\$ 3,375,941	\$ 3,427,751	
\$ Δ	\$ 213,195	\$ (247,123)	\$ (113,421)	\$ 3,187,345	\$ 269,628	\$ (116,288)	\$ (81,032)	\$ (81,032)	\$ (29,222)	
% Δ	7%	-8%	-4%	109%	8%	-4%	-2%	-2%	-1%	
MISCELLANEOUS										
Tax Anticipation Note Interest	12,489	-	-	-	-	-	-	-	-	n/a
Tax Anticipation Note Principal	1,310,000	-	-	-	-	-	-	-	-	n/a
Unappropriated / Designated Reserves	-	-	-	-	-	-	-	-	-	n/a
TOTAL MISCELLANEOUS	\$ 1,322,489	\$ -	\$ -	\$ -	\$ -	\$ -	\$ -	\$ -	\$ -	
\$ Δ	\$ 391,331	\$ (1,322,489)	\$ -	\$ -	\$ -	\$ -	\$ -	\$ -	\$ -	
% Δ	42%	-100%	n/a	n/a	n/a	n/a	n/a	n/a	n/a	
DEBT SERVICE										
Interest	39,476	-	-	-	-	-	-	-	-	n/a
Principal	47,970	-	-	-	-	-	-	-	-	n/a
Principal	-	-	-	-	-	-	-	-	-	n/a
TOTAL DEBT SERVICE	\$ 87,446	\$ -	\$ -	\$ -	\$ -	\$ -	\$ -	\$ -	\$ -	
\$ Δ	\$ 34	\$ (87,446)	\$ -	\$ -	\$ -	\$ -	\$ -	\$ -	\$ -	
% Δ	0%	-100%	n/a	n/a	n/a	n/a	n/a	n/a	n/a	
TRANSFERS										
General Fund - Overhead	-	-	292,000	292,000	-	-	-	-	-	n/a
General Fund	171,395	300,000	-	-	-	-	-	-	-	n/a
Capital Improvement Fund	-	25,000	-	-	-	-	-	-	-	n/a
Insurance Fund	-	-	-	-	-	-	-	-	-	n/a
Civilian Pension Fund	67,200	123,025	34,002	-	-	-	-	-	-	n/a
Debt Service Fund	-	96,258	390,664	210,000	390,664	376,995	368,550	368,550	368,550	-6%
TOTAL TRANSFERS	\$ 238,595	\$ 544,283	\$ 716,666	\$ 502,000	\$ 390,664	\$ 376,995	\$ 368,550	\$ 368,550	\$ 368,550	
\$ Δ	\$ 238,595	\$ 305,688	\$ 172,383	\$ 502,000	\$ (111,336)	\$ (13,669)	\$ (22,114)	\$ (22,114)	\$ (22,114)	
% Δ	n/a	128%	32%	70%	-22%	-3%	-6%	-6%	-6%	
TOTAL EXPENDITURES: SEWER FUND	\$ 6,162,962	\$ 4,475,825	\$ 4,160,613	\$ 4,595,973	\$ 4,925,965	\$ 5,255,715	\$ 5,757,674	\$ 5,846,921	\$ 5,707,318	
\$ Δ	\$ 6,162,962	\$ (1,687,137)	\$ (315,213)	\$ 435,360	\$ 329,992	\$ 329,750	\$ 831,709	\$ 920,956	\$ 781,352	
% Δ	#DIV/0!	-27%	-7%	10%	7%	7%	17%	19%	16%	

Radnor Township, PA
Sewer Fund (#02) Budget Worksheet

Account Description	Actual	Actual	Actual	Actual	Actual	Actual	BOC Original Budget	BOC Amended Budget	Full Year Forecast	
	2008	2009	2010	2011	2012	2013	2014	2014	2014	%Δ
FUND BALANCE										
Beginning Fund Balance, January 1	\$ -	\$ 204,009	\$ 1,651,883	\$ 2,180,941	\$ 1,791,209	\$ 1,973,938	\$ 1,780,995	\$ 1,780,995	\$ 1,780,995	-1%
Revenues	6,997,618	5,240,805	4,671,960	5,078,834	5,108,694	5,062,772	5,371,435	5,371,435	5,017,630	-2%
Expenditures	6,162,962	4,475,825	4,160,613	4,595,973	4,925,965	5,255,715	5,757,674	5,757,674	5,707,318	16%
Accrual / Misc Adjustments	(630,646)	682,894	17,711	(872,594)	-	-	-	-	-	
ENDING FUND BALANCE, December 31	\$ 204,009	\$ 1,651,883	\$ 2,180,941	\$ 1,791,209	\$ 1,973,938	\$ 1,780,995	\$ 1,394,756	\$ 1,394,756	\$ 1,091,308	-45%
Increase / (Decrease) In Fund Balance	\$ 204,009	\$ 1,447,874	\$ 529,058	\$ (389,733)	\$ 182,729	\$ (192,943)	\$ (386,239)	\$ (386,239)	\$ (689,687)	\$ (321,137)

Radnor Township, PA
Sewer Fund (#02) Budget Worksheet

Account Description	January		February		March		April		2014 YTD	% of Budget	Year-to-Date Budget	Year to Date Variance	Full Year Variance
	Estimated	Actual	Estimated	Actual	Estimated	Actual	Estimated	Actual					
FUND BALANCE													
Beginning Fund Balance, January 1	\$ 1,780,995	\$ 1,780,995	\$ 1,714,200	\$ 1,723,404	\$ 1,688,231	\$ 1,688,391	\$ 645,784	\$ 741,934	\$ 1,780,995			\$ 1,780,995	\$ 1,780,995
Revenues	8,075	11,865	22,130	11,238	11,476	115,853	4,444,978	3,993,903	4,132,859			(353,800)	(353,805)
Expenditures	74,870	69,456	48,099	46,251	1,053,923	1,062,311	170,622	114,860	1,292,877			54,636	139,603
Accrual / Misc Adjustments	-	-	-	-	-	-	-	-	-			-	-
ENDING FUND BALANCE, December 31	\$ 1,714,200	\$ 1,723,404	\$ 1,688,231	\$ 1,688,391	\$ 645,784	\$ 741,934	\$ 4,920,140	\$ 4,620,977	\$ 4,620,977			\$ 1,372,559	\$ 1,287,587
Increase / (Decrease) In Fund Balance	\$ (66,795)	\$ (57,590)	\$ (25,969)	\$ (35,013)	\$ (1,042,447)	\$ (946,458)	\$ 4,274,357	\$ 3,879,043	\$ 2,839,982			\$ (408,436)	\$ (493,408)
	\$ (66,795)	\$ (57,590)	\$ (25,969)	\$ (35,013)	\$ (1,042,447)	\$ (946,458)	\$ 4,274,357	\$ 3,879,043	\$ 2,839,982			\$ (408,436)	\$ (493,408)

Exhibit C

Right to Know Request Report

**RADNOR TOWNSHIP
Right to Know Requests
January - April 2014**

No	First Name	Last Name	Company	Submitted by (Email/Fax/Mail /in person)	Description of request	Department	Date Requested/ Received	5 Day Response Due Date	Response Detail (Review, Sent/Picked Up, Extension, Denied, Never Picked up)	Extension Due Date	Fulfilled/ Closed Date	Fee Pd	0:15:00	Total Labor Cost
2014-002	Debbie	Arbuckle	Kaplin Stewart	Mail	Documents authored by Thomas J. Comitta (i) proposed amendments to the Planned Laboratory Office District ("PLO District") of the Radnor Township Zoning Ordinance; and/or (ii) the property at 145 King of Prussia Road	Right-to-Know Officer	1/2/2014	1/9/2014	1/7 ext. notice issued; 2/4 emailed records available for pickup; 2/10 picked up records	2/7/2014	2/10/2014	20.25	0:30:00	\$37.00
2014-003	Debbie	Arbuckle	Kaplin Stewart	Mail	Communications to, from, between, and/or among any of the following persons: 1) Robert Zienkowski; 2) William Colarulo; 3) Any other member /employee of the Radnor Township Police Department; 4) Any and all Radnor Township Officials and/or employees; and or 5) Radnor Township engineering consultant(s)" relating to "(A) Mark Kaplin, Esquire; and/or (B) Having police officers: (a) attend meeting involving zoning amendments to the Planned Laboratory Office District ("PLO District") or the BioMed Realty property; and/or (b) communicate with or interview: (1) Marc B. Kaplin, Esquire, (2) Amy Kaminski, (3) Rogert Philips and or (4) Kevin Kochanski."	Right-to-Know Officer	1/2/2014	1/9/2014	1/7 ext. notice issued; 2/5 emailed response - denied	2/7/2014	2/5/2014		0:30:00	\$37.00
2014-004	John	Fuchs		In Person	Plans for 115 Strafford Ave.	Engineering	1/2/2014	1/9/2014	Reviewed records		1/2/2014		0:10:00	\$11.84
2014-005	Darren	Bones		Fax	Commercial building permits for December 2013	Community Development	1/2/2014	1/9/2014	Emailed records		1/2/2014		0:10:00	\$11.36
2014-006	Joanne	McDevitt	Edgemont Supply	Fax	Building permits from November 2013 to present	Community Development	1/3/2014	1/10/2014	Emailed records		1/6/2014		0:10:00	\$11.36
2014-007	Sam	Strike	Patch	In Person	Police incident reports (see RTK request)	Police	1/6/2013	1/11/2013	Picked up records		1/6/2014	0.00	0:10:00	\$15.36
2014-008	Ernist	Briggs		In Person	Police incident report #130017125	Police	1/6/2014	1/13/2014	Picked up records		1/6/2014	0.75	0:10:00	\$15.36
2014-009			DB Enterprises	Fax	List of homes on septic system eligible to connect to public sewer	Engineering	1/6/2014	1/13/2014	Denied - no records		1/8/2014		0:10:00	\$12.08
2014-010	Gregory		Auld and Associates	Fax	Police incident reports re: Amy Ives, Amy Binns at 836 Milmar Rd., Newtown Square on 1/4/14 and 1/5/14	Police	1/7/2014	1/14/2014	Picked up records		1/8/2014	0.75	0:10:00	\$15.36
2014-011	Robert	Chehi		Email	Police incident report dated 8/2/1980 re: Robert D. Chehi	Police	1/8/2014	1/15/2014	Denied - no records (destroyed)		1/8/2014		0:10:00	\$15.36
2014-012	Jim	Schneller		Email	Records re: fountain at St. Davids Park (406 E. Lancaster Ave., Veterans Park)	Right-to-Know Officer	1/7/2014	1/14/2014	1/7 ext. notice issued; 2/4 emailed records available for pickup	2/13/2014	2/4/2014		0:30:00	\$37.00
2014-013	Dillan	Betts	SmartProcure	Email	Purchasing records	Right-to-Know Officer	1/2/2014	1/9/2014	1/9 ext. notice issued; 1/29 emailed response	2/7/2014	1/29/2014		0:15:00	\$18.50
2014-014	Caroline	Moran		Fax	Police incident report dated between 7/1987 and 8/1987	Police	1/10/2014	1/17/2014	Denied - no records (destroyed)		1/10/2014		0:10:00	\$15.36
2014-015	Siobhan	Nield	Universal Atlantic Systems, Inc.	Mail	Commercial building permits for November and December 2013	Community Development	1/10/2014	1/17/2014	Emailed records		1/13/2014		0:10:00	\$11.36
2014-016	Charles	Arena, Esq.		Fax	Police incident report dated between 7/1987 and 8/1987	Police	1/10/2014	1/17/2014	Denied - no records (destroyed) sent via fax 215-540-9855		1/14/2014		0:10:00	\$15.36
2014-018	Christopher	Shaknis		Email	Property lines for 43 Lowry's La.	Engineering	1/13/2014	1/20/2014	Emailed records		1/15/2014		0:15:00	\$18.87
2014-019	Eve	Chaney		Fax	DRB application for 175 King of Prussia Rd (DRB-2014-02)	Community Development	1/13/2014	1/20/2014	No longer requires records (per phone conversation with P. Hagan)		1/14/2014		0:10:00	\$11.36
2014-020	John	Pinto, Esq.	Ross Feller Casey, LLP	Fax	Building/zoning permits or licenses, other permits and licenses, all permit/license inspection records, and photographs for 231 Windermere Ave. in 2011	Community Development	1/15/2014	1/22/2014	Emailed records		1/24/2014		0:10:00	\$11.36
2014-021	Lisa	Dyer		Fax	Building permits for December 2013	Community Development	1/8/2014	1/15/2014	Emailed records		1/9/2014		0:10:00	\$11.36
2014-022	Aaron	Boyd	Gardner/Fox Associates	In Person	Site plan and zoning info for 653 Lakeview Cir.	Community Development	1/8/2014	1/15/2014	Reviewed records		1/8/2014		0:15:00	\$17.76
2014-023	James Lee	Deddens		In Person	Zoning file for 522 Sproul Road	Community Development	1/10/2014	1/17/2014	No records available		1/10/2014		0:15:00	\$17.76

**RADNOR TOWNSHIP
Right to Know Requests
January - April 2014**

No	First Name	Last Name	Company	Submitted by (Email/Fax/Mail/in person)	Description of request	Department	Date Requested/Received	5 Day Response Due Date	Response Detail (Review, Sent/Picked Up, Extension, Denied, Never Picked up)	Extension Due Date	Fulfilled/ Closed Date	Fee Pd	0:15:00	Total Labor Cost
2014-024	George	Broseman	Kaplin Stewart	Email	ZHB, subdivision/land development, property and permit files for 536-540 W. Lancaster Ave. (Nova Cleaners)	Community Development	1/13/2014	1/20/2014	1/13/14 Emailed No ZHB, subdivision/land development records. Other records available for review; 2/24 info already reviewed		2/24/2014		0:00:00	\$0.00
2014-025	Christopher	Egli		Mail	1) documents relating to payments in settlement of lawsuit filed against RS21 by 2) documents relating to lawsuit filed against Radnor Township by Christopher Egli 3) Any correspondences/documents mentioning Egli between September 2013 to present	Right-to-Know Officer	1/15/2014	1/22/2014	1/16 ext. notice issued. 1/21 emailed records	2/20/2014	1/21/2014		0:30:00	\$37.00
2014-026	David	Nonemaker	Outerspaces	Email	Grading permit and plans for 417 Boxwood Rd.	Engineering	1/16/2014	1/23/2014	Emailed records		1/7/2014		0:15:00	\$18.87
2014-027	Debbie	Arbuckle	Kaplin Stewart	Mail	All documents (applications submitted, permits issued, photographs, drawings, written communications, letters, electronically stored information, e-mails, memoranda, meeting minutes, reports, handwritten notes and plans re: proposed Township recreational facilities, stadiums and or sports arenas on or after October 1, 2013.	Right-to-Know Officer	1/16/2014	1/23/2014	2/21 Denied - no records	2/21/2014	2/21/2014		0:15:00	\$18.50
2014-029	Parker	Sherry		Email	Duplicate of 2014-066	Right-to-Know Officer	1/17/2014				2/18/2014		0:00:00	
2014-032	Jeffrey	Turner		Fax	Plans for 212 and 216 Spruce Tree Rd.	Community Development	1/24/2014	1/31/2014	Emailed records available		1/27/2014		0:10:00	\$11.36
2014-033	Mary Lou	Doherty		Mail	A and B) State Ethics Commission State of Financial Interests for various persons. C, D, E) Permit Application forms, Permit Fees approved, and Permit Fees received for various types of work (SEE RTK REQUEST)	Right-to-Know Officer	1/23/2014	1/30/2014	1/31 responded records available. 2/20 MLD to MC 2 VMs requesting appt. 2/21 MC VM to MLD. 2/28 MLD to MC VM requesting appt. 2/28 MC VM to MLD avail. 3/6 at 9 a.m. 3/6 MLD did not show for appt. Mailed records via certified mail.		3/6/2014	26.25	2:00:00	\$147.98
2014-035	George	Broseman	Kaplin Stewart		1/27/2014 BOC meeting DVDs	Right-to-Know Officer	1/28/2014	2/4/2014	1/30 emailed DVDs available for pickup; 2/20/14 picked up DVDs		2/20/2014	10.00	0:10:00	\$11.84
2014-036	Lisa	Nocco		Fax	Environmental records for 299 Hares La.	Community Development	1/30/2014	2/6/2014	Reviewed records		2/7/2014		0:10:00	\$11.36
2014-037	Bret	Vince		Fax	Insurance letter for work performed at 114 Glynn La. August 2012	Community Development	2/4/2014	2/11/2014	Emailed records		2/5/2014		0:15:00	\$17.76
2014-038	Douglas	Schmidt		In Person	Police incident reports #130013325 and 130013869	Police	1/8/2014	1/15/2014	Picked up records		1/8/2014	1.00	0:10:00	\$15.36
2014-039	Danielle	Tessier		In Person	Police incident report #130016104	Police	1/10/2014	1/17/2014	Picked up records		1/10/2014	0.75	0:10:00	\$15.36
2014-040	Kathleen	Pearsall		In Person	Police incident report re: bank fraud on 1/3/14	Police	1/9/2014	1/16/2014	Picked up records		1/9/2014	1.25	0:30:00	\$48.00
2014-041	George	Broseman	Kaplin Stewart	In Person	ZHB, subdivision/land development, property and permit files for 536-540 W. Lancaster Ave. (Nova Cleaners)	Community Development	1/13/2014	1/20/2014	1/13/ emailed records available, 1/17 picked up records		1/17/2014	33.50	0:30:00	\$35.51
2014-042	Richard	Ilgenfritz	Main Line Media News	Email	Police incident reports (see RTK request)	Police	1/14/2014	1/21/2014	Picked up records		1/14/2014	0.00	0:15:00	\$24.00
2014-043	John	Chiled		In Person	Property records for 713 Netown Road, Villanova	Community Development	1/15/2013	1/22/2013	Reviewed records		1/15/2014		0:15:00	\$17.76
2014-044	Debra	Palochak	Valley Green Bank	In Person	Police incident report	Police	1/15/2014	1/22/2014	No records available		1/15/2014		0:10:00	\$15.36
2014-045	Patricia	Dawzik		In Person	ZHB appeal #1539	Community Development	1/16/2014	1/23/2014	Reviewed records		1/16/2014		0:15:00	\$17.76
2014-046	Debra	Palochak	Valley Green Bank	In Person	Police incident report #130013824	Police	1/17/2014	1/24/2014	Picked up records		1/17/2014	0.50	0:10:00	\$15.36
2014-047	Aimee	Polaha		In Person	Police incident report	Police	1/23/2014	1/30/2014	Picked up records		1/23/2014	16.00	0:10:00	\$15.36
2014-048	Susan	Norn		In Person	Police incident report #140000820	Police	1/21/2014	1/28/2014	Picked up records		1/21/2014	0.50	0:10:00	\$15.36
2014-049	Kathy	Hagins		In Person	Police incident report	Police	1/21/2014	1/28/2014	Picked up records		1/21/2014	0.75	0:10:00	\$15.36
2014-050	Nicole	Villegas		In Person	Police incident report #140000929	Police	1/22/2014	1/29/2014	Picked up records		1/22/2014	1.00	0:10:00	\$15.36

**RADNOR TOWNSHIP
Right to Know Requests
January - April 2014**

No	First Name	Last Name	Company	Submitted by (Email/Fax/Mail /in person)	Description of request	Department	Date Requested/ Received	5 Day Response Due Date	Response Detail (Review, Sent/Picked Up, Extension, Denied, Never Picked up)	Extension Due Date	Fulfilled/ Closed Date	Fee Pd	0:15:00	Total Labor Cost
2014-051	Joseph	Daly III		In Person	Police incident report #140000788	Police	1/22/2014	1/29/2014	Picked up records		1/22/2014	1.00	0:10:00	\$15.36
2014-052	Richard	Ilgenfritz	Main Line Media News	Email	Police incident reports (see RTK request)	Police	1/23/2014	1/30/2014	Picked up records		1/22/2014	0.00	0:10:00	\$15.36
2014-053	Pamela	Faralli		In Person	site plan and building plans for 17 Aldwyn La.	Community Development	1/23/2014	1/30/2014	Emailed records		1/27/2014		0:15:00	\$17.76
2014-054	Kristen	McLaughlin		In Person	Police incident report	Police	1/24/2014	1/31/2014	Picked up records		1/24/2014	1.50	0:10:00	\$15.36
2014-055	Mandi	Novelli		In Person	Plot plan	Community Development	1/29/2014	2/5/2014	Reviewed records		1/31/2014		0:10:00	\$11.36
2014-056	Jim	Schneller		Email	Documents re: trees, shrubs, trellises at ST. Davids Park, 1230 County Line Road, Rosemont, Radnor Trail (since 2011), municipal parking lot and library parking lot - West Wayne Av. to Runnymede Ave.	Right-to-Know Officer	2/4/2014	2/11/2014	2/4/14 ext. notice issued; 3/3 notified records avail.	3/13/2014	3/3/2014		0:10:00	\$11.84
2014-057	Richard	Ilgenfritz	Main Line Media News	Email	Police incident reports (see RTK request)	Police	1/28/2014	2/4/2014	Picked up records		1/29/2014		0:10:00	\$15.36
2014-058	Phyllis	Bunce		In Person	Police incident report #14000932	Police	1/28/2014	2/4/2014	Picked up records		1/28/2014	0.75	0:30:00	\$48.00
2014-059	Ady	McGavan		In Person	Site plan for 240 Landover Rd and 227-229 Plant Ave.	Community Development	1/28/2014	2/4/2014	1/30 emailed records available, 2/4 Reviewed records		2/4/2014		0:15:00	\$17.76
2014-060	Suzana	Tsao		In Person	Site plan, tax map, building permits, plans, and surveys	Community Development	1/29/2014	2/5/2014	1/30 emailed records available, 2/4 Reviewed records		2/4/2014		0:15:00	\$17.76
2014-061	Jalen	Dungee		In Person	Police records	Police	1/31/2014	2/7/2014	Picked up records		1/31/2014	0.75	0:10:00	\$15.36
2014-062	Chad	Brecher		In Person	Police incident report #140000055	Police	1/31/2014	2/7/2014	Picked up records		1/31/2014	0.50	0:10:00	\$15.36
2014-063	Al	Pereira		Email	Building permits from December 2013 to current date.	Community Development	2/3/2014	2/10/2014	Emailed records		2/4/2014		0:10:00	\$11.36
2014-064	Keegan	McCoy		In Person	Police incident report	Police	1/25/2014	1/31/2014	Picked up records		1/31/2014	0.50	0:10:00	\$15.36
2014-065	Tracy	Faerber	Construction Inform	Fax	Land development application for Bio-Med Realty Trust, KOP site	Engineering	2/4/2014	2/11/2014	2/19 S. Jones emailed records available	3/6/2014	2/19/2014	0.00	0:10:00	
2014-066	Parker	Sherry		Email	Records re: Susan Stern on RTSD board and Planning Commission	Right-to-Know Officer	1/17/2014	1/24/2014	2/7/14 emailed extension. 2/18 emailed response	2/18/2014	2/18/2014		0:15:00	\$18.50
2014-068	Louis	Cappelli		In Person	Police incident report #140000853	Police	2/4/2014	2/11/2014	Picked up records		2/4/2014	0.75	0:10:00	\$15.36
2014-069	Christina	Reeves		In Person	Grading permit GP07-64 plans and building plans for 244 Chamounix Cir.	Community Development	2/6/2014	2/13/2014	Emailed records		2/10/2014		0:10:00	\$11.36
2014-070	Darren	Bonass		Fax	Commercial building permits for January 2014	Community Development	2/7/2014	2/14/2014	Emailed records		2/11/2014		0:10:00	\$11.36
2014-071	James	Robertson		In Person	Police incident report #140001904, 140001476, 140001152, 140000490, 1300016931, 1300011838	Police	2/10/2014	2/17/2014	Picked up records		2/10/2014	4.00	0:15:00	\$24.00
2014-072	Lisa	Dyer		Email	Building permits for January 2014	Community Development	2/12/2014	2/19/2014	Emailed records		2/12/2014		0:10:00	\$11.36
2014-073	Stephen	Koerpen	AIS, Inc.	In Person	Police incident report #110012412	Police	2/12/2014	2/19/2014	Picked up records		2/12/2014	0.50	0:10:00	\$15.36
2014-074	Ed	Hospedar		In Person	Building permits for 205 South Aberdeen	Community Development	2/14/2014	2/21/2014	Reviewed records		2/21/2014		0:10:00	\$11.36
2014-076	Heather	Witze		Fax	Insurance information for MJ Monahan General Contractor and Jon/Jonnie/Jonathan Wessel Plumber	Community Development	2/18/2014	2/25/2014	Emailed information		2/19/2014		0:15:00	\$17.76
2014-077	Joanne	McDevitt	Edgemont Supply	Fax	Building permits for January 2013 to present	Community Development	2/18/2014	2/25/2014	Emailed records		2/18/2014		0:10:00	\$11.36
2014-078	Jim	Schneller		Email	Dustin stipulation re: 299 Hares La.	Right-to-Know Officer	2/18/2014	2/25/2014	Emailed records		2/19/2014		0:10:00	\$11.84
2014-079	Linda	Calio		Email	Records re: 227-229 Plant Ave.	Engineering	2/6/2014	2/13/2014	Picked up records		2/14/2014	2.25	0:30:00	\$37.75
2014-080	Mitchell	Marcelli		In Person	Records re: 365 Conestoga Rd.	Engineering	2/12/2014	2/19/2014	Reviewed records		2/14/2014		0:15:00	\$18.87
2014-080	Carol	Hirsch		In Person	Owner of 879 Glenbrook Ave.	Engineering	2/10/2014	2/17/2014	Received requested information		2/10/2014		0:15:00	\$18.87
2014-082	Michael	Boden		In Person	Police incident report #140000974	Police	2/18/2014	2/25/2014	Picked up records		2/18/2014	1.15	0:10:00	\$15.36
2014-083	Anthony	Hagner		In Person	Police incident reports #130016453, 130016483	Police	2/14/2014	2/21/2014	Picked up records		2/14/2014	1.25	0:10	\$287.97

RADNOR TOWNSHIP
Right to Know Requests
January - April 2014

No	First Name	Last Name	Company	Submitted by (Email/Fax/Mail /in person)	Description of request	Department	Date Requested/ Received	5 Day Response Due Date	Response Detail (Review, Sent/Picked Up, Extension, Denied, Never Picked up)	Extension Due Date	Fulfilled/ Closed Date	Fee Pd	0:15:00	Total Labor Cost
2014-084	Nick	Caniglia		In Person	All communications, documents, letter, and emails from Brandywine Realty Trust and their representatives to Township staff and board members as well as all communications from staff and board members to Brandywine and their representatives	Right-to-Know Officer	2/19/2014	2/26/2014	2/21 extension notice emailed. 3/27 records provided electronically.	3/27/2014	3/27/2014		1:00:00	\$73.99
2014-085	Michael	DePaul		Fax	Plot plan for 529 S. Roberts Rd.	Engineering	2/19/2014	2/26/2014	Emailed records		2/21/2014		0:10:00	\$12.08
2014-086	Zachory	Bloom		In Person	Site/construction plans for 812 Maplewood Ave.	Community Development	2/19/2014	2/26/2014	Reviewed records		2/19/2014		0:15:00	\$17.76
2014-087	Andrea	Sanders		Fax	Subdivision plan for Portledge Drive	Engineering	2/24/2014	3/3/2014	2/25 Emailed records available 3/12 reviewed		3/12/2014		0:30:00	\$37.75
2014-088	Brad	Austin	Unclaimed Recoveries	Fax	Records relating to uncashed checks/warrants, tax overpayments, and unclaimed funds	Right-to-Know Officer	2/21/2014	2/28/2014	Denied - no records available		2/24/2014		0:15:00	\$18.50
2014-089	Elizabeth	McCready		In Person	Police incident report #14002188	Police	2/19/2014	2/26/2014	Picked up records		2/19/2014	1.00	0:10:00	\$15.36
2014-090	Janice	Rolnik		In Person	Police incident report #140002261	Police	2/19/2014	2/26/2014	Picked up records		2/19/2014		0:30:00	\$48.00
2014-091	Eric	Janson		Email	Any Property plans for 227 and 229 Plant Avenue, Wayne, PA	Community Development	2/24/2014	3/3/2014	2/25/14 Emailed records available		2/25/2014		0:10:00	\$11.36
2014-092	Tim	Robinson		Fax	Plot plan for 256 Hilldale Rd.	Engineering	2/25/2014	3/4/2014	Emailed records		2/25/2014		0:15:00	\$18.87
2014-094	Shaun	McKenna		Fax	Inspection record	Community Development	2/28/2014	3/7/2014	Emailed records		3/8/2014		0:10:00	\$11.36
2014-095	Mike	Costello		Fax	Active permits	Community Development	2/28/2014	3/7/2014	Emailed records		3/4/2014		0:15:00	\$17.76
2014-096	Christina	Perrone		Fax	All documents of any kind, both electronic or paper documents regarding legal opinion or any correspondence for Commissioner Curley and his potential conflict of interest regarding his work for Villanova	Right-to-Know Officer	2/26/2014	3/5/2014	3/5 extension noticed emailed	4/4/2014	3/31/2014		1:00:00	\$73.99
2014-097	Christina	Perrone		Fax	All documents of any kind, both electronic or paper documents regarding legal opinion or any correspondence for Commissioner Spingler and his potential conflict of interest regarding his work for Villanova	Right-to-Know Officer	2/26/2014	3/5/2014	3/5 extension noticed emailed	4/4/2014	3/31/2014		1:00:00	\$73.99
2014-098	Christina	Perrone		Fax	All documents of any kind, both electronic or paper documents regarding legal opinion or any correspondence between any employee of Radnor Township and/or any commissioner and Villanova University and/or any other universities proposed CICD ordinance	Right-to-Know Officer	2/26/2014	3/5/2014	3/5 extension noticed emailed; 4/4 emailed response	4/4/2014	4/4/2014		0:30:00	\$37.00
2014-100	Basil	Karayannis		In Person	House plans	Community Development	1/27/2014	2/3/2014	Reviewed records		1/30/2014		0:15:00	\$17.76
2014-101	Richard	Ilgenfritz	Main Line Media News		Police incident reports (see RTK request)	Police	3/6/2014	3/13/2014	Picked up records		3/6/2014		0:10:00	\$15.36
2014-102	Elizabeth	Springer		Email	Survey, site, as-built plans for 212 Heritange Road	Community Development	1/30/2014	2/6/2014	Reviewed records		1/31/2014		0:15:00	\$17.76
2014-103	Cori	Carpenter	Johns Eastern Co., Inc.	Mail	Police incident report #140000505	Police	2/14/2014	2/21/2014	Picked up records		2/19/2014	1.00	0:10:00	\$15.36
2014-104	Richard	Ilgenfritz	Main Line Media News	Email	Police incident reports (see RTK request)	Police	2/20/2014	2/27/2014	Picked up records		2/20/2014		0:10:00	\$15.36
2014-105	Paul	Cuce	Momenee Survey Group	Email	Plans for parking lot behind Wayne Presbyterian Church	Community Development	3/5/2014	3/12/2014	3/12 extension notice issued; 4/4 emailed no records available	4/4/2014	4/4/2014		0:30:00	\$35.51
2014-106	Danielle	Robinson		Fax	Plot plan for 256 Hilldale Rd.	Engineering	3/6/2014	3/13/2014	Emailed records		3/6/2014		0:15:00	\$18.87
2014-107	Jim	Greenfield		In Person	ZHB appeal #2904	Engineering	2/26/2014	3/5/2014	Reviewed records		2/26/2014		0:15:00	\$18.87
2014-108	Maureen	Ruoff		In Person	Records for 515 Oak Grove La.	Community Development	2/28/2014	3/7/2014	Reviewed records		2/28/2014		0:15:00	\$17.76
2014-109	Frank	May, Jr.		In Person	Rental housing license list	Community Development	3/4/2014	3/11/2014	Emailed records		3/7/2014		0:10:00	\$11.36
2014-110	Karen	Bucklee		In Person	Records for 326 St. Davids Rd. and 231 Orchard Way	Community Development	3/5/2014	3/12/2014	Reviewed records		3/5/2014		0:15:00	\$17.76
2014-111	Christina	Perrone		Email	Employment contract or letter of employment terms between Radnor Township and Tammy Cohen, Kevin Kochanski, Bob Zienkowski and John Rice	Right-to-Know Officer	3/5/2014	3/12/2014	3/12 Emailed records available		3/12/2014		1:00:00	\$73.99

RADNOR TOWNSHIP
Right to Know Requests
January - April 2014

No	First Name	Last Name	Company	Submitted by (Email/Fax/Mail /in person)	Description of request	Department	Date Requested/ Received	5 Day Response Due Date	Response Detail (Review, Sent/Picked Up, Extension, Denied, Never Picked up)	Extension Due Date	Fulfilled/ Closed Date	Fee Pd	0:15:00	Total Labor Cost
2014-112	Christina	Perrone		Email	Employee manual. Section addresses code of conduct with regard to supervisor relationships with staff.	Right-to-Know Officer	3/5/2014	3/12/2014	3/12 Emailed records available		3/12/2014		1:00:00	\$73.99
2014-113	Christina	Perrone		Email	Copy of payroll lists from 2011, 2012, 2013 showing salary, bonus, or raises for all staff including names and dollars paid.	Right-to-Know Officer	3/5/2014	3/12/2014	3/12 Emailed records available		3/12/2014		1:00:00	\$73.99
2014-114	Christina	Perrone		Email	Financial disclosures for 2014, 2013, and 2012 for all commissioners, Steve Norcini, Kevin Kochanski, John Rice, Peter Nelson, Roger Phillips, Amy Kaminski, Bill Colarulo, and John Osborne	Right-to-Know Officer	3/5/2014	3/12/2014	3/12 Emailed records available		3/12/2014		1:00:00	\$73.99
2014-115	Alan	Frankel	Montrose Condominium Homeowners Association	Email	Rental applications by owners of units at 138 Montrose Avenue Condominiums	Community Development	3/4/2014	3/11/2014	3/10 extension notice issued; 4/7 emailed records	4/10/2014	4/7/2014		1:00:00	\$71.02
2014-116	Diane	Edbril		In Person	Documents and correspondences dated between 10/4/2013-3/7/2014 between Radnor Township staff or directors and other party regarding the zoning determination by Kevin Kochanski dated/10/4/2013 re: 145 King of Prussia Road	Right-to-Know Officer	3/7/2014	3/14/2014	3/13 extension notice issued	4/14/2014	4/11/2014		1:00:00	\$73.99
2014-117	Diane	Edbril		In Person	Land development plans submitted by or on behalf of Bio-Med Realty for 145 King of Prussia between 2/23/2009 and 3/7/2014 1) Zoning determination dated 10/4/2013 by Kevin Kochanski re: 145 King of Prussia Rd. 2) Request for zoning determination dated 9/26/2013 from Bio Med Realty re: 145 King of Prussia Road.	Engineering	3/7/2014	3/14/2014	Emailed records available; 4/9/14 closed never came in		3/13/2014		1:00:00	\$75.49
2014-118	Diane	Edbril		In Person	Correspondences between Kevin Kochanski and BioMed Realty (by its officer, agents, employees, legal counsel) between 2/23/2009 and the present date 3/7/2014	Right-to-Know Officer	3/7/2014	3/14/2014	Emailed records available		3/13/2014		1:00:00	\$73.99
2014-119	Diane	Edbril		In Person	All notes, emails, text messages (electronic or manual) between any Villanova staff, consultant, or attorney (including Nick Caniglia) and Commissioner John Nagle regarding the proposed "Nagle-Villanova Plan"	Right-to-Know Officer	3/7/2014	3/14/2014	3/13 extension notice issued	4/14/2014	4/11/2014		1:00:00	\$73.99
2014-120	Christina	Perrone		Email	Any emails, text messages, or notes between any commissioners and/or Bob Zienkowski in January 2014, February 2014, until March 6, 2014 regarding Villanova CICD	Right-to-Know Officer	3/6/2014	3/13/2014	3/14 extension notice issued; 4/11 emailed records	4/11/2014	4/11/2014		1:00:00	\$73.99
2014-121	Christina	Perrone		Email	Plot plan for 114 Calverese La.	Engineering	3/6/2014	3/13/2014	3/14 extension notice issued; 4/11 emailed records	4/11/2014	4/11/2014		1:00:00	\$73.99
2014-122	Samanatha	Zierler		Email	3/10/2014 BOC meeting DVDs	Right-to-Know Officer	3/12/2014	3/19/2014	Emailed records		3/13/2014		0:15:00	\$18.87
2014-123	George	Broseman	Kaplin Stewart		Scope of Work or fees for David Onorato and E. Van Riker	Right-to-Know Officer	3/11/2014	3/18/2014	3/14 emailed DVDs available for pickup;		3/14/2014	10.00	0:10:00	\$11.84
2014-124	Michael Benjamin	Luskin		In Person	Police incident report re: Daine Locker and Rosemary Cherney	Right-to-Know Officer	3/14/2014	3/21/2014	3/18 Partial denial (no records available) records available for review		3/18/2014		0:10:00	\$92.49
2014-125	Andrea	Katin	Fire Star Family Studies	Fax	Plans for 220 Lowrys La.	Police Community Development	3/18/2014	3/25/2014	Picked up records		4/1/2014	15.50	0:15:00	\$24.00
2014-126	Carl	Fischer		Fax	Building permits, Certificate of occupancy for apartment, and annual rental unit license for apartment,for apartment conversion at 116 Windermere Avenue, Apartment J-2	Community Development	3/18/2014	3/25/2014	Picked up records		4/10/2014	0.50	0:10:00	\$11.36
2014-127	Joseph	Eagan		Email	Architectural drawings for 1122 County Line Road	Community Development	3/19/2014	3/26/2014	3/24 emailed records available		3/24/2014		0:10:00	\$11.36
2014-129	Jeffery	Gruber	College Farm LLC	In Person	Site plans for 647 Brooke Road	Community Development	3/18/2014	3/25/2014	Denied - no records available		3/21/2014		0:30:00	\$35.51
2014-131	Brenden	Dorley			Permit, land development, and zoning files for Cabrini College Dixon Athletic Center.	Engineering	3/20/2014	3/27/2014	Emailed records		3/24/2014		0:15:00	\$18.87
2014-132	Rob	Lambert		Email		Engineering	3/20/2014	3/27/2014	Picked up records	4/25/2014	4/15/2014	198.00	2:00:00	\$150.98

**RADNOR TOWNSHIP
Right to Know Requests
January - April 2014**

No	First Name	Last Name	Company	Submitted by (Email/Fax/Mail /in person)	Description of request	Department	Date Requested/ Received	5 Day Response Due Date	Response Detail (Review, Sent/Picked Up, Extension, Denied, Never Picked up)	Extension Due Date	Fulfilled/ Closed Date	Fee Pd	0:15:00	Total Labor Cost
2014-134	Timothy	Browne		Email	Permits for electric and fire alarm at 1234 E. Lancaster Ave. (Algar Ferrari)	Community Development	3/24/2014	3/31/2014	Not in Radnor Township		3/24/2014		0:10:00	\$11.36
2014-136	Helene	De Vlieghe		Fax	Records re: 713 Cornerstone La.	Community Development	3/25/2014	4/1/2014	Emailed response		3/25/2014		0:10:00	\$11.36
2014-137	Brenden	Dorley		Fax	Site plans for 15 Kinterra Road	Engineering	3/26/2014	4/2/2014	Picked up records		3/27/2014	20.00	0:15:00	\$18.87
2014-139	Glenn	Marvin	Metro Commercial	Fax	Permits for 2011	Community Development	3/27/2014	4/3/2014	Emailed records		3/28/2014		0:10:00	\$11.36
2014-140	Stephen	Bongard	Private Investigator		Accident report	Right-to-Know Officer	3/6/2014	3/13/2014	Denied		3/28/2014		0:10:00	\$11.84
2014-142	Linda	Gonzales			(1) date/times 245 Callanan Ave. inspected in February 2014 (2) Township's procedure when a student rental complaint and/or affidavit is submitted to the Township (3) list of individuals who have access to knowledge of a complaint and of an inspection	Right-to-Know Officer	3/31/2014	4/7/2014	Emailed records		4/4/2014		0:30:00	\$37.00
2014-143	Linda	Gonzales			For 229 Callanan Ave. (1) copy of student rental app/license for 2013-2014 as required by anyone or any entity who rents to students (2) date and copy of very first student rental app/license (3) lease copies for 2013-2014 for tenants	Community Development	3/31/2014	4/7/2014	Emailed records		4/4/2014		0:30:00	\$35.51
2014-144	Joan	Tarka		Email	P&Z or ZBA applications for 124 Bloomingdale Ave., 1/1/2012 to present and plans	Community Development	4/1/2014	4/8/2014	Picked up records		4/4/2014	20.00	0:30:00	\$35.51
2014-145	Allan	Scholler			Records for 888 Glenbrook Ave.	Community Development	4/2/2014	4/9/2014	Reviewed records		4/10/2014		0:10:00	\$11.36
2014-146	Kay	Figeroa			Commercial building permits issued 2/2014 and 3/2014	Community Development	4/2/2014	4/9/2014	Reviewed records		4/3/2014		0:10:00	\$11.36
2014-148	Linda	Trebing			Zoning variances for 240 and 252 Radnor Chester Road	Community Development	4/2/2014	4/9/2014	Picked up records		4/11/2014	17.75	1:30:00	\$106.53
2014-149	Richard	Ilgenfritz	Main Line Media News	Email	Police incident reports (see RTK request)	Police	3/13/2014	3/20/2014	Picked up records		3/13/2014	0.00	0:15:00	\$24.00
2014-150	Richard	Ilgenfritz	Main Line Media News	Email	Police incident reports (see RTK request)	Police	3/20/2014	3/27/2014	Picked up records		3/20/2014	0.00	0:15:00	\$24.00
2014-151	Richard	Ilgenfritz	Main Line Media News	Email	Police incident reports (see RTK request)	Police	3/27/2014	4/3/2014	Picked up records		3/27/2014	0.00	0:15:00	\$24.00
2014-152	Jerry	Lyons, Esq.			Police incident report 140001036	Police	2/19/2014	2/26/2014	Picked up records		3/4/2014	1.00	0:10:00	\$15.36
2014-153	Bridget	Glatfelter	Chester Co CYF	In Person	Police incident report	Police	2/27/2014	3/6/2014	Picked up records		2/27/2014	0.75	0:30:00	\$48.00
2014-154	Mark	Muller		In Person	Plans for 509 Midland Cir.	Community Development	3/10/2014	3/17/2014	Reviewed records		3/10/2014		0:10:00	\$11.36
2014-155	Dan	Clune		In Person	Ithan Mills development plan	Community Development	3/7/2014	3/14/2014	Reviewed records		3/14/2014		0:10:00	\$11.36
2014-156	Chris	Odorisio		In Person	Plans for 613 W. Lancaster Ave.	Community Development	3/10/2014	3/17/2014	Reviewed records		3/10/2014		0:15:00	\$17.76
2014-157	Michael	Misher		Mail	911 calls, tapes, etc. for 150 Strafford Ave.	Police	3/7/2014	3/14/2014	Denied, not in Township's possession		3/12/2014		0:10:00	\$15.36
2014-158	Patrick	Zuchnik	BidClerk	Email	Appeal #2911 240-252 N. Radnor Chester Rd.	Community Development	3/12/2014	3/19/2014	Emailed records		3/13/2014		0:10:00	\$11.36
2014-159	Mark	Rhodes		In Person	Land development plans for Hillside Cir.	Engineering	3/13/2014	3/20/2014	Reviewed records		3/13/2014		0:10:00	\$12.08
2014-160	Darren	Bonass		Fax	Commercial building permits for February 2014	Community Development	3/10/2014	3/17/2014	Emailed records		3/10/2014		0:15:00	\$17.76
2014-161	Kathy	Wright		In Person	Building plans for 229 West Wayne Ave.	Community Development	3/13/2014	3/20/2014	Reviewed records		3/13/2014		0:30:00	\$35.51
2014-162	Al	Pereira		Email	Building permits for February 2014	Community Development	3/12/2014	3/19/2014	Emailed records		3/12/2014		0:10:00	\$11.36
2014-163	Lisa	Dyer		Email	Building permits for February 2014	Community Development	3/12/2014	3/19/2014	Emailed records		3/12/2014		0:10:00	\$11.36
2014-164	Sheila	Dragon		In Person	Oil tank	Community Development	3/19/2014	3/26/2014	Reviewed records		3/19/2014		0:15:00	\$17.76
2014-165	Tom	Marotta	RC Services, LLC	In Person	Police incident report	Police	3/12/2014	3/19/2014	Picked up records		3/12/2014	1.00	0:30:00	\$48.00
2014-166	Maureen	Maguire		In Person	Police incident report	Police	3/12/2014	3/19/2014	Picked up records		3/12/2014	1.00	0:10:00	\$15.36

RADNOR TOWNSHIP
Right to Know Requests
January - April 2014

No	First Name	Last Name	Company	Submitted by (Email/Fax/Mail /in person)	Description of request	Department	Date Requested/ Received	5 Day Response Due Date	Response Detail (Review, Sent/Picked Up, Extension, Denied, Never Picked up)	Extension Due Date	Fulfilled/ Closed Date	Fee Pd	0:15:00	Total Labor Cost
2014-167	Andrea	Biberger		In Person	Police incident report	Police	3/13/2014	3/20/2014	Picked up records		3/13/2014	1.00	0:10:00	\$15.36
2014-168	Timothy	Browne		In Person	Electrical permits for 1234 E. Lancater Ave.	Community Development	3/24/2014	3/31/2014	Not in Radnor Township		3/24/2014		0:10:00	\$11.36
2014-169	Michael	Marion-Landais		In Person	Police incident report	Police	3/24/2014	3/31/2014	Picked up records		3/27/2014	2.50	0:10:00	\$15.36
2014-170	Stephanie	Kennedy		In Person	Police incident report	Police	3/28/2014	4/4/2014	Picked up records		3/28/2014	0.75	0:10:00	\$15.36
2014-171	James	Robertson		In Person	Police incident report	Police	3/31/2014	4/7/2014	Picked up records		3/31/2014	4.75	0:10:00	\$15.36
2014-172	Gail	Diamond		In Person	Police incident report	Police	3/19/2014	3/26/2014	Picked up records		3/19/2014	0.50	0:30:00	\$48.00
2014-173	Alayna	Brauer		In Person	Police incident report	Police	3/21/2014	3/28/2014	Picked up records		3/21/2014	0.75	0:10:00	\$15.36
2014-174	Valeri	DiCarlo		In Person	Police incident report	Police	3/25/2014	4/1/2014	Picked up records		3/26/2014	0.75	0:10:00	\$15.36
2014-175	Andrew	Braunfield		In Person	Police incident report	Police	3/21/2014	3/28/2014	Picked up records		3/25/2014		0:10:00	\$15.36
2014-176	Joey	Rettino		In Person	Police incident report	Police	3/25/2014	4/1/2014	Picked up records		3/26/2014	1.00	0:10:00	\$15.36
2014-177	Dominic	LaFauci		In Person	Police incident report	Police	3/26/2014	4/2/2014	Picked up records		3/26/2014	0.75	0:10:00	\$15.36
2014-178	Fran	Portale		Email	Police incident report	Police	4/3/2014	4/10/2014	Picked up records		4/9/2014	0.50	0:10:00	\$15.36
2014-180	Greg	Auld	Auld and Associates		Police records for 223 Washington Pl.	Police	4/4/2014	4/11/2014	Not in Radnor Township		4/11/2014		0:10:00	\$15.36
2014-181	Chris	Elliott	Insight PRM	Email	Building permits (BLDG018271, BLDG018223, BLDG018222, BLDG018331, BLDG018284, BLDG018295, BLDG018303, BLDG018335)	Community Development	4/7/2014	4/14/2014	Emailed records	5/14/2014	4/11/2014	0.00	0:30:00	\$35.51
2014-183	Ae Rin	Lee			Police citation	Police	4/2/2014	4/9/2014	Picked up records		4/3/2014	1.25	0:10:00	\$15.36
2014-184	Darren	Bonass		Fax	Commercial building permits for March 2014	Community Development	4/7/2014	4/14/2014	Emailed records		4/4/2014		0:05:00	\$5.89
2014-185	Malini	Mathur		In Person	Sanitary/septic records for 945 Academy La.	Engineering	4/3/2014	4/10/2014	Emailed records		4/3/2014		0:30:00	\$37.75
2014-186			Metropolitan Reporting Bureau	Email	Police incident #140003386	Police	4/10/2014	4/17/2014	Picked up records		4/16/2014	1.50	0:10:00	\$15.36
2014-188	Joanne	McDevitt	Edgemont Supply	Fax	Building permits for March 2014	Community Development	4/10/2014	4/17/2014	Emailed records		4/11/2014		0:10:00	\$11.36
2014-189	Trish	Frasetto	Signature Information Solutions	Mail	2013 Real Estate Tax payments, and sewer and trash balances through YTD	Finance	4/14/2014	4/21/2014	Emailed records		4/17/2014		0:15:00	\$17.44
2014-192	Christina	Perrone		Email	Correspondences authored by Township Manager regarding Perrone letter dated and delivered to the Township on April 11, 2014 titled "Ethics Investigations of William Spingler- Supplement of Radnor Wayne Little League "Villanova Ushering Account" from April 11, 2014 to April 15, 2014.	Right-to-Know Officer	4/15/2014	4/22/2014	Emailed no records available		4/22/2014		0:15:00	\$18.50
2014-193	Christina	Perrone		Email	Correspondences regarding the Radnor Township Home Rule Charter (2.09H) authored by Township Manager from April 11, 2014 to April 15, 2014.	Right-to-Know Officer	4/15/2014	4/22/2014	Emailed no records available		4/22/2014		0:15:00	\$18.50
2014-194	Victor Monaco	Monaco		Email	Copies of any and all Electrical permits issued for any electrical installations including Fire Alarm Systems, Security Systems, and/or Cabling/DataVoice Systems and the name of the contractor they were issued to from January 1, 2014 up to and including March 31, 2014.	Community Development	4/16/2014	4/23/2014	Emailed records		4/16/2014		0:10:00	\$11.36
2014-197			Metropolitan Reporting Bureau	Email	Police incident report dated 4/12/14, Serna Chan	Police	4/22/2014	4/29/2014	Not in Radnor Township		4/22/2014		0:10:00	\$15.36
2014-198	Bancroft	Davis		Mail	Homeowner information at Hunt Road and Bryn Mawr Avenue	Community Development	4/23/2014	4/30/2014	4/23/14 extension notice; 4/24 emailed information	5/30/2014	4/24/2014		0:10:00	\$11.36
2014-199	Mark	Rhodes		In Person	Sewer and as built plans for 118 Hillside Cir., Villanova	Community Development	4/8/2014	4/15/2014	Reviewed records		4/8/2014		0:10:00	\$11.36

RADNOR TOWNSHIP
Right to Know Requests
January - April 2014

No	First Name	Last Name	Company	Submitted by (Email/Fax/Mail /in person)	Description of request	Department	Date Requested/ Received	5 Day Response Due Date	Response Detail (Review, Sent/Picked Up, Extension, Denied, Never Picked up)	Extension Due Date	Fulfilled/ Closed Date	Fee Pd	0:15:00	Total Labor Cost
2014-200	Nicholas	Harmelin		In Person	Records for 165 E. Lancaster Ave.	Community Development	4/8/2014	4/15/2014	Reviewed records		4/8/2014		0:10:00	\$11.36
2014-201	Al	Pereira		Email	Building permits for March 2014	Community Development	4/8/2014	4/15/2014	Emailed records		4/8/2014		0:10:00	\$11.36
2014-202	Deidre	Kelly		Email	Records for 500 and 502 W. Beechtree La	Community Development	4/5/2014	4/11/2014	Reviewed records		4/8/2014		0:10:00	\$11.36
2014-203	Bebe	Forster		In Person	Records for 210 Orchard Way	Community Development	4/2/2014	4/9/2014	Reviewed records		4/8/2014		0:10:00	\$11.36
2014-204	Debbie	Douglas		In Person	Survey and building plans of 441 St. Davids Ave.	Engineering	4/23/2014	4/30/2014	No records available		4/23/2014		0:10:00	\$12.08
2014-205	Isaac	Fisher	Deck Craft Plus LLC	Email	Plot plan for 525 Rabelwood Dr.	Community Development	4/10/2014	4/17/2014	Emailed records		4/10/2014		0:10:00	\$11.36
2014-206	Tom	Hipp	St. David's Church	In Person	Records for St. Davids Church	Community Development	4/4/2014	4/11/2014	Reviewed records		4/4/2014		0:10:00	\$11.36
2014-207	Lisa	Dyer			Building permits for March 2014	Community Development	4/9/2014	4/16/2014	Emailed records		4/10/2014		0:10:00	\$11.36
2014-208	Jonathan	Wessell		In Person	Plumbing permit for 111 Radnor St. Road	Community Development	4/7/2014	4/14/2014	Reviewed records		4/7/2014		0:15:00	\$17.76
2014-209	James	Draper		In Person	Police incident reports re: James Draper between Fall 2006 and Spring 2010	Police	4/3/2014	4/10/2014	Picked up records		4/3/2014	0.75	0:10:00	\$15.36
2014-210	Richard	Ilgenfritz		In Person	Police incident reports (see RTK request)	Police	4/2/2014	4/9/2014	Picked up records		4/4/2014	0.00	0:10:00	\$15.36
2014-211	Lisa	Yakomin		In Person	Police incident report #140004087	Police	4/4/2014	4/11/2014	Picked up records		4/4/2014	0.50	0:10:00	\$15.36
2014-212	Cong	Xuan		In Person	Survey plan	Engineering	4/10/2014	4/17/2014	Picked up records		4/10/2014	20.00	0:30:00	\$37.75
2014-213	Jen	Stein			List of pod permits for last five months	Engineering	4/22/2014	4/29/2014	Emailed no records available		4/23/2014		0:10:00	\$12.08
2014-214	Deidre	Kelly		Email	Septic/cesspool records for 502 W. Beechtree La	Engineering	4/8/2014	4/15/2014	Emailed no records available		4/14/2014		0:30:00	\$37.75
2014-215	Timothy	Dolan		In Person	Site, plot plan for 731 Hamilton Road	Community Development	4/14/2014	4/21/2014	Reviewed records		4/14/2014		0:10:00	\$11.36
2014-216	William	Santora		In Person	Records for 480 Bryn Mawr Ave.	Community Development	4/16/2014	4/23/2014	Emailed records		4/15/2014		0:15:00	\$17.76
2014-217	Norman	Marinoff		In Person	Address of all cell phone antennas in Radnor Township	Community Development	4/17/2014	4/24/2014	Emailed records		4/14/2014		0:10:00	\$11.36
2014-218	Mary Jane	Amatrudo		In Person	Police incident report #140004750	Police	4/16/2014	4/23/2014	Picked up records		4/16/2014	50.00	0:30:00	\$48.00
2014-219	Richard	Ilgenfritz		In Person	Police incident reports (see RTK request)	Police	4/10/2014	4/17/2014	Picked up records		4/10/2014		0:10:00	\$15.36
2014-220	Kevin	Posh		In Person	Police incident report	Police	4/14/2014	4/21/2014	Picked up records		4/14/2014	0.75	0:10:00	\$15.36
2014-221	Emily Cipoletti	Hobson		In Person	Police incident reports #140003929, 14000425 and dated 3/35/2014.	Police	4/9/2014	4/16/2014	Picked up records		4/10/2014	2.50	0:10:00	\$15.36
2014-222	Donna	Kurcsics	Blue Valley Drywall, Inc.	Fax	Building permits issued between January to April 2014	Community Development	4/17/2014	4/24/2014	Emailed records		4/21/2014		0:10:00	\$11.36
2014-223	Thomas	Hobson		In Person	Police incident reports #140002262, 130014349, 130011887, 130011537	Police	2/16/2014	2/21/2014	Picked up records		2/19/2014	2.00	0:30:00	\$48.00
2014-224	Richard	Ilgenfritz		In Person	Police incident reports (see RTK request)	Police	4/17/2014	4/24/2014	Picked up records		4/17/2014		0:10:00	\$15.36
2014-225	Mike	Main		In Person	Building permit for 547 St. Davids Ave.	Community Development	4/22/2014	4/29/2014	Reviewed records		4/22/2014		0:15:00	\$17.76
2014-227	Wei	Liu		In Person	Records for 15 Longwood Drive, Wayne	Community Development	4/22/2014	4/29/2014	Picked up records		4/22/2014	3.25	0:05:00	\$5.89
2014-228	Michael	Goelz		In Person	Owner information for 147 Pennsylvania Ave.	Community Development	4/25/2014	5/2/2014	Provided information		4/25/2014		0:05:00	\$5.89
2014-229	Mildred	Lester		In Person	Police incident report #140002698	Police	4/25/2014	5/2/2014	Picked up records		4/25/2014	0.50	0:05:00	\$7.97
2014-230	Richard	Ilgenfritz		In Person	Police incident reports (see RTK request)	Police	4/24/2014	5/1/2014	Picked up records		4/24/2014		0:10:00	\$15.36
Total RTK Requests Submitted												Total Fees Paid	Total Hours	Total Labor Costs
205												\$ 511.90	62:30:00	\$5,179.96