


FINANCE DEPARTMENT
Monthly Report
General Fund and Sewer Fund
As of September 30, 2013



Prepared by: William M. White
Finance Director

INTEROFFICE MEMORANDUM

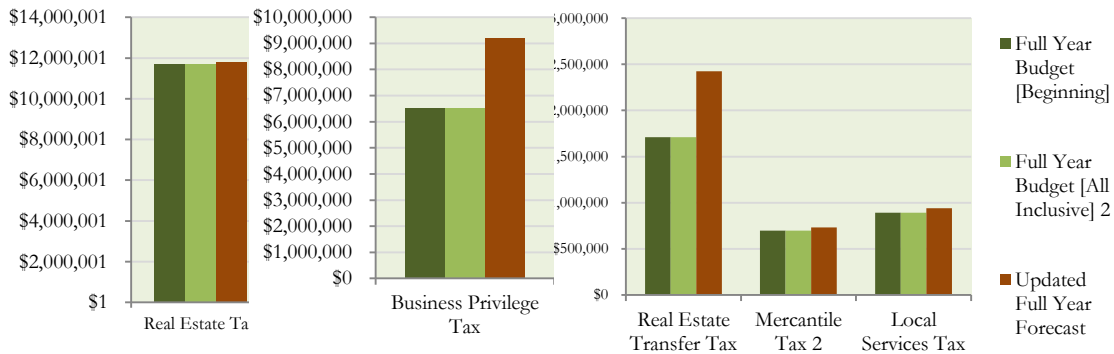
TO: BOARD OF COMMISSIONERS
FROM: WILLIAM M. WHITE, FINANCE DIRECTOR 
SUBJECT: SEPTEMBER MONTHLY FINANCIAL REPORT
DATE: 10/22/2013
CC: ROBERT A. ZIENKOWSKI, TOWNSHIP MANAGER



Executive Summary

General Fund:

To-date, the revenue generated through the Finance Department's Act 511 audit program exceeds \$9 million dollars. Year to date totals for the regular business privilege tax is at \$8,953,063 which is approximately \$2.6 million higher than 2012 and has been growing steadily since the 2008/2009 recession. The growth in 2013 includes a payment of \$1.5 million from a taxpayer who received a one-time settlement. In addition to the strong BPT revenues, the real estate transfer and mercantile revenues have also performed better than anticipated. Shown below, are the full year forecast for the Township's tax revenue. As has been the case in each month, revenues that continue to struggle include: Police fines, departmental earnings, and "other" permitting revenues. Departmental earnings are lagging due to lower than expected parking revenues and sluggish recreational programming revenues.

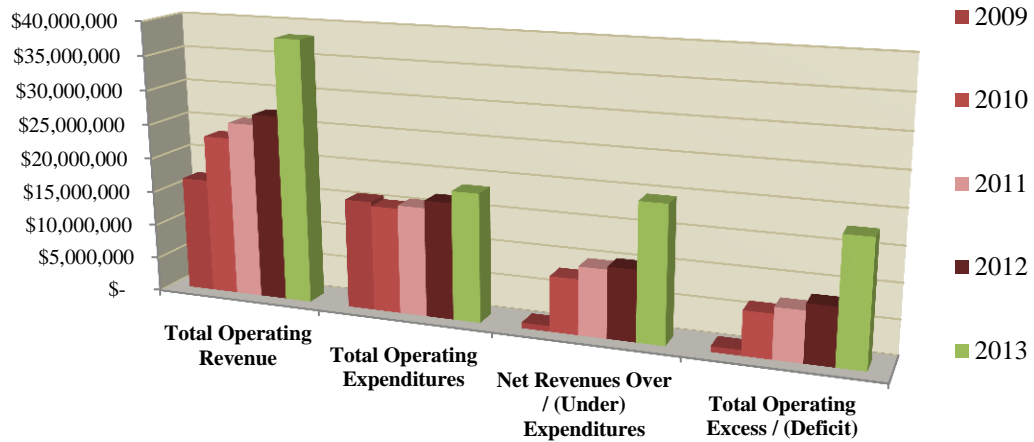


On the expense side, activity is performing close to expectations. Year to date, expenses are up \$1,722,832 (or 10.7%) over 2012 through September. The primary reason for the large increase is due to the timing difference in when the Township paid its pension obligation. We paid the bulk of the expense in September this year and October last year. This will correct itself in the October report. In looking at the full year forecast, operations in the General Fund are forecasted to use 98% of the Board approved budget (or an 2% positive variance). Areas that are showing negative variances are in the labor attorney expenses, finance professional services (payments to Mockenhaupt for the OPEB funding plan analysis) as well as engineering professional services (reimbursable through project escrows).

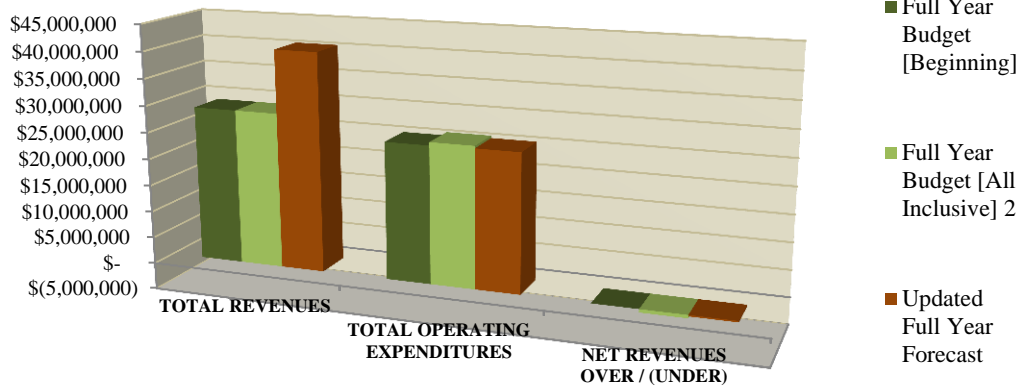
In total, the year to date **net** General Fund revenue is performing 321.8% better than budgeted due to the \$8.0 million BPT settlement, strong tax revenues and better than budgeted expense activity overall.

**FINANCE DEPARTMENT MEMORANDUM
RE: MONTHLY FINANCIAL REPORT**

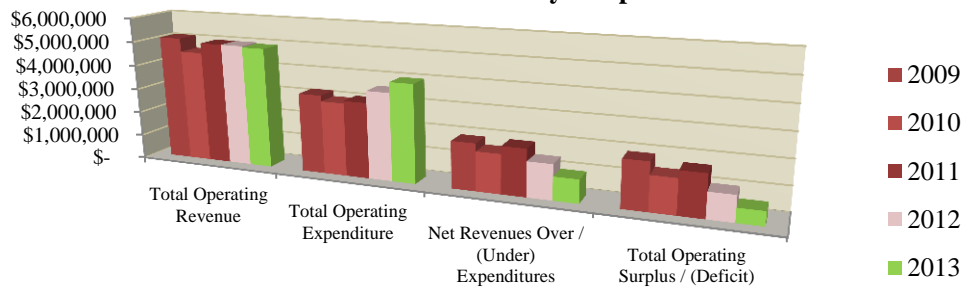
General Fund YTD Activity Graph



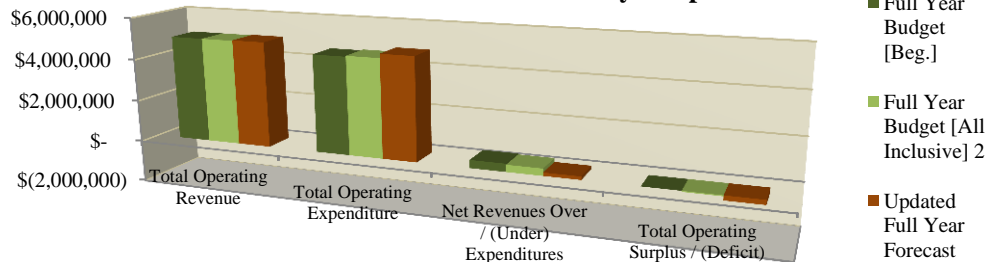
General Fund: Full Year Comparison Activity Graph



Sewer Fund YTD Activity Graph



Sewer Fund: Full Year Activity Graph



**FINANCE DEPARTMENT MEMORANDUM
RE: MONTHLY FINANCIAL REPORT**

Grant Update: A progress summary of all open Township grants

Year	Agency	Type of Grant	GRANT APPLICATION NAME	Application Date	Grant Period	Amount Requested	Match	Amount Approved	Status
2013	USDOJ		BVP Bulletproof Vest Partnership	2013					Open
2013	North Central Highway Safety Network	Buckle Up Pennsylvania	Buckle Up PA	2013		\$3,200.00		\$3,200.00	Closed
2013	North Central Highway Safety Network	PA Aggressive Driving Enforcement and Education Program	Aggressive Driving Enforcement and Education Program (Wave 2)	8/15/2013	7/8/13 to 8/15/13	\$2,864.22		\$2,864.22	Closed
2013	FEMA/PEMA	Public Disaster Assistance	Hurricane Sandy (2012) - Category A Debris Removal and Category B Protective Measures	1/8/2013	10/27/12-11/5/12	\$181,526.42			Open
2012	DCNR	C2P2	Valley Forge to Heinz Refuge Corridor Study (Revised)	6/15/2012	1/1/2013 to 12/31/2016	\$45,000.00	\$45,000.00	\$45,000.00	Open
2012	DVRPC	Regional Trail Program – Phase II Application	Valley Forge to Heinz Refuge Corridor Study (Revised)	6/15/2012	7/1/2012 to 12/31/13	\$45,000.00	\$45,000.00	\$45,000.00	Open
2011	DCNR	Keystone Fund	Open Space Plan Update	4/14/2011	1/1/12 to 12/31/15	\$40,000.00	\$44,750.00	\$35,000.00	Open
2010	DEP	Safe Water Grant	Slip Lining and Reconnect Service Laterals around Hermitage Pumping Station	4/29/2010		\$45,000.00	\$1,500.00	\$45,000.00	Open
2008	DCED		Conestoga Road Spillway Enhancement	2/26/2008	4/24/2009 to 4/24/2014	\$50,000.00		\$10,000.00	Open

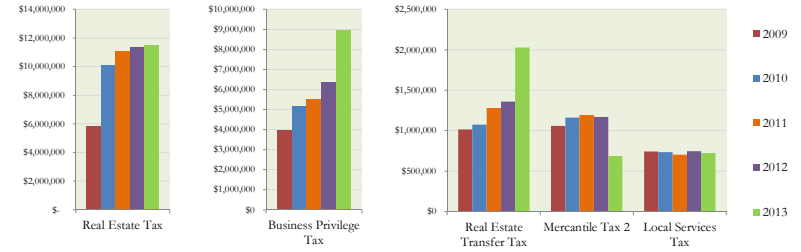
If you should have any questions regarding this information or the information included in the attached worksheets, please let me know. Thank you!

Radnor Township, PA
Monthly Finance Report
General Fund
For the Month Ended, September 30, 2013

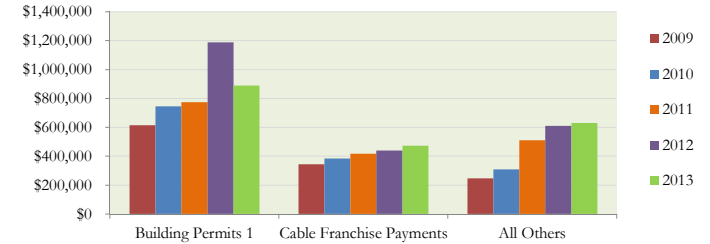


Year to Date Actual (Cash Basis)

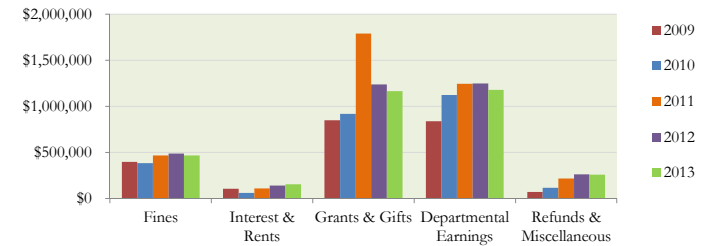
	2009	2010	2011	2012	2013	\$Δ	%Δ
REVENUES							
Taxes							
Real Estate Tax	\$ 5,817,074	\$ 10,088,311	\$ 11,076,081	\$ 11,389,316	\$ 11,514,174	124,858	1.1%
Real Estate Transfer Tax	1,014,580	1,073,089	1,278,400	1,360,839	2,029,114	668,275	49.1%
Mercantile Tax ²	1,056,651	1,162,790	1,192,641	1,170,116	687,989	(482,128)	-41.2%
Local Services Tax	739,767	733,666	700,389	744,447	721,677	(22,769)	-3.1%
Amusement Tax	26,461	33,406	27,944	35,948	24,974	(10,974)	-30.5%
Business Privilege Tax	3,948,163	5,187,845	5,531,660	6,336,696	8,953,063	2,616,367	41.3%
Mercantile Tax - Audit	30,568	370,314	3,241	40,216	-	(40,216)	-100.0%
Business Privilege Tax Audit	571,941	582,350	195,931	360,581	9,043,521	8,682,940	2408.0%
Total Taxes	\$ 13,205,204	\$ 19,231,771	\$ 20,006,286	\$ 21,438,158	\$ 32,974,511	11,536,353	53.8%
			2013 BPT Revenue, less the one-time \$1,500,000 deposit:	\$ 7,453,063	1,116,367	17.6%	
Permits & Licenses							
Building Permits ¹	613,736	744,673	775,090	1,189,749	889,353	(300,396)	-25.2%
Cable Franchise Payments	343,205	384,239	417,558	439,057	472,089	33,032	7.5%
All Others	246,964	309,708	510,473	611,045	629,797	18,752	3.1%
Total Permits & Licenses	\$ 1,203,905	\$ 1,438,620	\$ 1,703,121	\$ 2,239,851	\$ 1,991,239	(248,612)	-11.1%
Other Sources							
Fines	398,754	384,997	465,778	489,780	465,865	(23,916)	-4.9%
Interest & Rents	105,245	59,390	108,425	141,542	154,935	13,393	9.5%
Grants & Gifts	851,054	919,850	1,792,516	1,237,034	1,166,938	(70,096)	-5.7%
Departmental Earnings	837,866	1,123,290	1,247,429	1,248,166	1,180,896	(67,270)	-5.4%
Refunds & Miscellaneous	72,127	116,167	218,898	260,717	259,026	(1,691)	-0.6%
Total Other Sources	\$ 2,265,046	\$ 2,603,694	\$ 3,833,046	\$ 3,377,241	\$ 3,227,660	(149,581)	-4.4%
TOTAL REVENUES	\$ 16,674,155	\$ 23,274,084	\$ 25,542,454	\$ 27,055,250	\$ 38,193,410	11,138,160	41.2%



² Mercantile Taxes paid in 2013 represent gross receipts from half of 2012 (July - December only), so we expect these to be about 50% of prior years



¹ Building Permits Includes: Building, Mechanical, Plumbing and Electrical permit codes

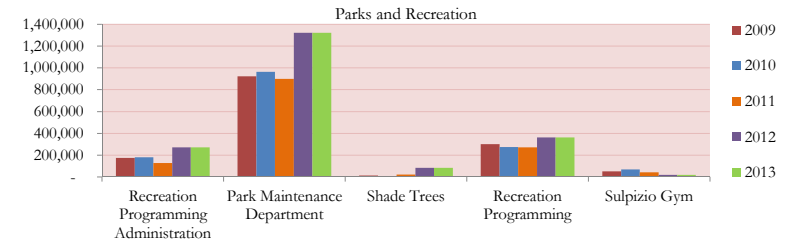
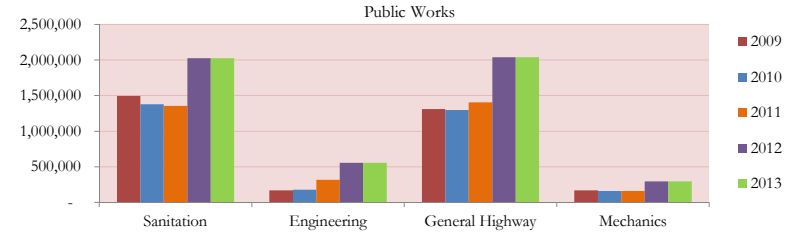
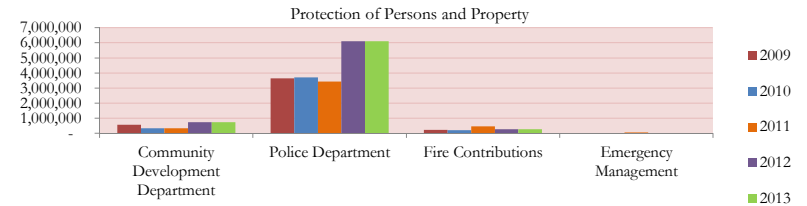
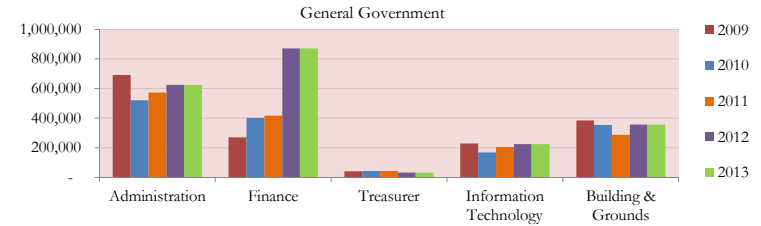


Radnor Township, PA
Monthly Finance Report
General Fund
For the Month Ended, September 30, 2013



Year to Date Actual (Cash Basis)

	2009	2010	2011	2012	2013	\$Δ	%Δ
EXPENDITURES							
General Government							
Administration	691,499	519,893	573,249	563,977	624,968	60,991	10.8%
Finance	270,110	401,237	418,259	735,354	871,378	136,025	18.5%
Treasurer	42,325	43,168	43,327	34,423	33,571	(852)	-2.5%
Information Technology	228,301	168,635	204,432	166,212	224,337	58,125	35.0%
Building & Grounds	385,854	354,371	288,476	352,387	356,639	4,252	1.2%
Total General Government	\$ 1,618,090	\$ 1,487,302	\$ 1,527,743	\$ 1,852,352	\$ 2,110,893	258,541	14.0%
Protection of Persons & Property							
Community Development Department	572,907	332,283	341,924	499,305	737,432	238,126	47.7%
Police Department	3,653,423	3,700,712	3,429,608	5,884,943	6,099,002	214,059	3.6%
Fire Contributions	234,787	209,890	459,260	423,492	282,119	(141,373)	-33.4%
Emergency Management	-	-	62,980	119	4,100	3,981	3350.6%
Total Protection of Persons & Property	\$ 4,461,117	\$ 4,242,885	\$ 4,293,772	\$ 6,807,859	\$ 7,122,652	314,793	4.6%
Public Works							
Sanitation	1,496,473	1,379,528	1,356,447	1,954,632	2,024,869	70,237	3.6%
Engineering	166,051	178,349	313,773	329,251	554,149	224,898	68.3%
General Highway	1,309,507	1,295,505	1,404,454	1,649,832	2,037,905	388,073	23.5%
Mechanics	165,971	157,108	158,306	236,513	294,794	58,280	24.6%
Total Public Works	\$ 3,138,002	\$ 3,010,490	\$ 3,232,981	\$ 4,170,229	\$ 4,911,717	741,488	17.8%
Parks & Recreation							
Recreation Programming Administration	174,143	181,241	126,935	217,465	272,389	54,924	25.3%
Park Maintenance Department	924,439	964,829	899,185	1,132,202	1,320,983	188,781	16.7%
Shade Trees	13,057	4,838	20,945	37,100	84,768	47,668	128.5%
Recreation Programming	301,910	274,683	272,711	297,118	363,539	66,421	22.4%
Sulpizio Gym	50,698	68,773	41,939	24,878	17,863	(7,015)	-28.2%
Total Parks & Recreation	\$ 1,464,248	\$ 1,494,364	\$ 1,361,714	\$ 1,708,763	\$ 2,059,542	350,779	20.5%

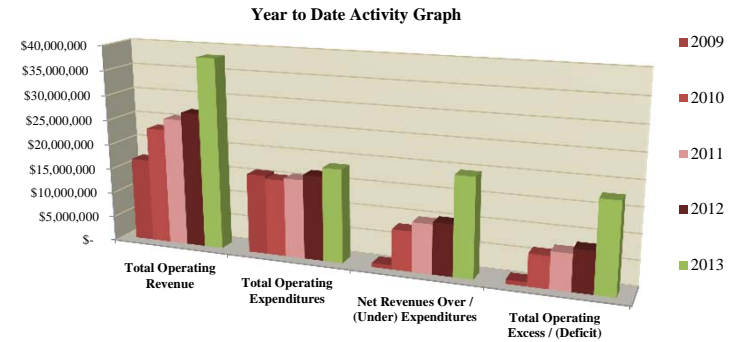
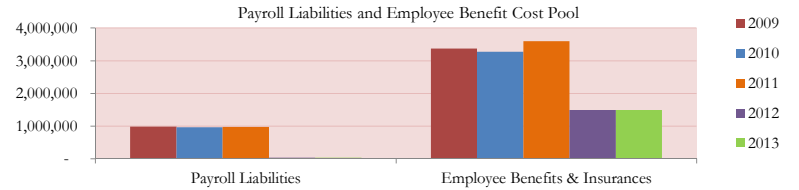



Radnor Township, PA
 Monthly Finance Report
 General Fund
 For the Month Ended, September 30, 2013



Year to Date Actual (Cash Basis)

	2009	2010	2011	2012	2013	\$Δ	%Δ
Contributions, Refunds & Misc.							
Library	611,737	611,739	569,838	612,504	630,279	17,776	2.9%
Special Services	209,854	204,715	195,965	201,330	195,779	(5,551)	-2.8%
Refunds	-	11,434	-	-	-	-	n/a
Debt Service	950	950	2,050	1,075	1,805	730	67.9%
Total Contributions, Refunds & Misc.	\$ 822,541	\$ 828,838	\$ 767,853	\$ 814,908	\$ 827,863	12,955	1.6%
Insurance, Payroll Liabilities & Benefits							
Payroll Liabilities	982,003	968,769	970,915	46,037	34,132	(11,905)	-25.9%
Employee Benefits & Insurances	3,373,788	3,271,320	3,601,952	1,441,756	1,497,936	56,180	3.9%
Total Insurance & Employee Benefits	\$ 4,355,791	\$ 4,240,089	\$ 4,572,866	\$ 1,487,793	\$ 1,532,068	44,276	3.0%
TOTAL OPERATING EXPENDITURES							
	\$ 15,859,788	\$ 15,303,968	\$ 15,756,930	\$ 16,841,904	\$ 18,564,736	1,722,832	10.2%
NET REVENUES OVER / (UNDER) EXPENDITURES							
	\$ 814,367	\$ 7,970,116	\$ 9,785,523	\$ 10,213,346	\$ 19,628,674	9,415,328	92.2%
Transfers In from Other Funds	-	-	-	-	-	-	n/a
Transfers Out to Other Funds	-	(1,662,598)	(2,555,000)	(1,993,046)	(1,800,000)	193,046	n/a
TOTAL SURPLUS / (DEFICIT)	\$ 814,367	\$ 6,307,518	\$ 7,230,523	\$ 8,220,300	\$ 17,828,674	9,608,374	116.9%



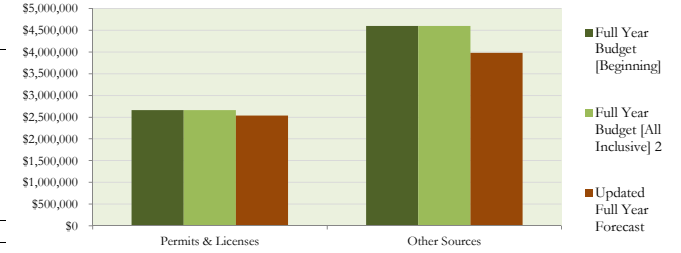
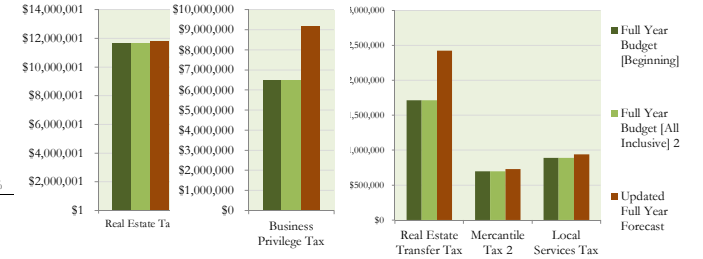
Radnor Township, PA
Monthly Finance Report
General Fund
For the Month Ended, September 30, 2013



Full Year Budget v Forecast Comparison						
Full Year Budget [Beginning]	2012 Carry Forward Encumb 1	2013 Board Approved Amendments	Full Year Budget [All Inclusive] 2	%	Updated Full Year Forecast	% Variance (vs. amend budget)
				Change		

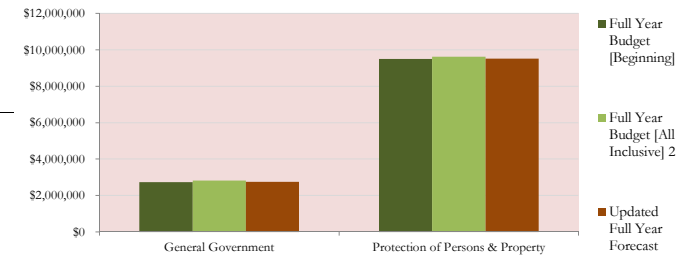
REVENUES

Taxes						
Real Estate Tax	\$ 11,681,269	n/a	\$ -	\$ 11,681,269	0%	11,803,289 101%
Real Estate Transfer Tax	1,711,742	n/a	-	1,711,742	0%	2,424,948 142%
Mercantile Tax	695,210	n/a	-	695,210	0%	730,579 105%
Local Services Tax	889,608	n/a	-	889,608	0%	939,268 106%
Amusement Tax	37,000	n/a	-	37,000	0%	34,140 92%
Business Privilege Tax	6,514,671	n/a	-	6,514,671	0%	9,179,702 141%
Mercantile Tax - Audit	50,000	n/a	-	50,000	0%	12,041 24%
Business Privilege Tax Audit	175,000	n/a	-	175,000	0%	9,092,196 5196%
Total Taxes	\$ 21,754,500	\$ n/a	\$ -	\$ 21,754,500	0%	\$ 34,216,162 157%
Permits & Licenses						
Building Permits	980,000	n/a	-	980,000	0%	1,027,994 105%
Cable Franchise Payments	616,937	n/a	-	616,937	0%	654,202 106%
All Others	1,062,290	n/a	-	1,062,290	0%	856,988 81%
Total Permits & Licenses	\$ 2,659,227	\$ n/a	\$ -	\$ 2,659,227	0%	\$ 2,539,184 95%
Other Sources						
Fines	791,300	n/a	-	791,300	0%	661,951 84%
Interest & Rents	202,075	n/a	-	202,075	0%	203,913 101%
Grants & Gifts	1,400,486	n/a	-	1,400,486	0%	1,300,522 93%
Departmental Earnings	1,929,937	n/a	-	1,929,937	0%	1,543,404 80%
Refunds & Miscellaneous	271,214	n/a	-	271,214	0%	268,636 99%
Total Other Sources	\$ 4,595,012	\$ n/a	\$ -	\$ 4,595,012	0%	\$ 3,978,426 87%
TOTAL REVENUES	\$ 29,008,739	\$ n/a	\$ -	\$ 29,008,739	0%	\$ 40,733,772 140%



EXPENDITURES

General Government						
Administration	828,404	59,065	59,065	887,469	7%	873,252 98%
Finance	1,082,508	8,239	8,239	1,090,747	1%	1,084,652 99%
Treasurer	42,457	296	296	42,753	1%	40,245 94%
Information Technology	285,758	2,912	2,912	288,670	1%	284,053 98%
Building & Grounds	495,410	17,299	17,299	512,708	3%	465,340 91%
Total General Government	\$ 2,734,537	\$ 87,811	\$ 87,811	\$ 2,822,348	3%	\$ 2,747,543 97.3%
Protection of Persons & Property						
Community Development Department	1,076,817	35,691	35,691	1,112,508	3%	979,585 88%
Police Department	7,712,199	67,171	67,171	7,779,370	1%	7,793,217 100%
Fire Contributions (various departments)	713,500	11,372	11,372	724,872	2%	728,548 101%
Emergency Management	-	4,535	4,535	4,535	n/a	4,100 90%
Total Protection of Persons & Property	\$ 9,502,516	\$ 118,770	\$ 118,770	\$ 9,621,286	1%	\$ 9,505,450 98.8%

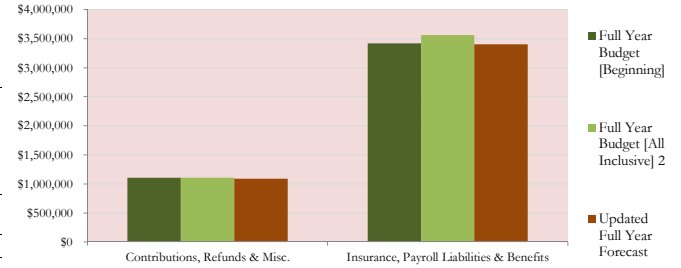
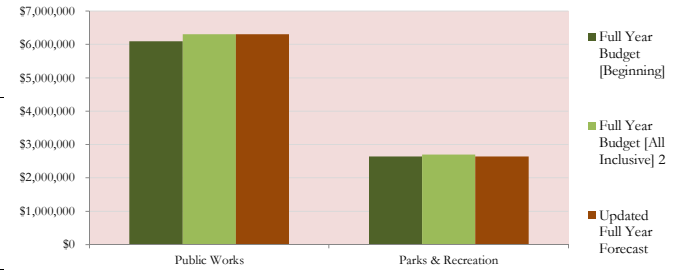


Radnor Township, PA
 Monthly Finance Report
 General Fund
 For the Month Ended, September 30, 2013

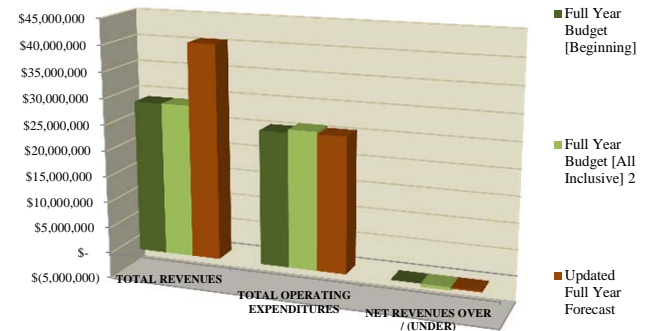


Full Year Budget v Forecast Comparison						
Full Year Budget [Beginning]	2012 Carry Forward Encumb 1	2013 Board Approved Amendments	Full Year Budget [All Inclusive] 2	%	Updated Full Year Forecast	% Variance (vs. amend budget)
				Change		

Public Works						
Sanitation	2,753,275	27,753	27,753	2,781,028	1%	2,629,870 95%
Engineering	455,169	2,996	2,996	458,165	1%	664,359 145%
General Highway	2,526,336	168,995	168,995	2,695,331	7%	2,641,147 98%
Mechanics	364,511	4,740	4,740	369,251	1%	368,082 100%
Total Public Works	\$ 6,099,291	\$ 204,485	\$ 204,485	\$ 6,303,776	3%	\$ 6,303,458 100.0%
Parks & Recreation						
Recreation Programming Administration	380,364	1,255	1,255	381,619	0%	358,495 94%
Park Maintenance Department	1,693,642	34,581	34,581	1,728,223	2%	1,680,127 97%
Shade Trees	41,950	9,410	9,410	51,360	22%	103,768 202%
Recreation Programming	446,591	13,780	13,780	460,371	3%	464,549 101%
Sulpizio Gym	79,300	841	841	80,141	1%	34,961 44%
Total Parks & Recreation	\$ 2,641,847	\$ 59,867	\$ 59,867	\$ 2,701,714	2%	\$ 2,641,901 97.8%
Contributions, Refunds & Misc.						
Library	846,790	300	300	847,090	0%	847,090 100%
Special Services	252,176	-	-	252,176	0%	235,358 93%
Refunds	-	-	-	-	n/a	n/a
Debt Service	5,000	-	-	5,000	0%	5,259 105%
Total Contributions, Refunds & Misc.	\$ 1,103,966	\$ 300	\$ 300	\$ 1,104,266	0%	\$ 1,087,707 98.5%
Insurance, Payroll Liabilities & Benefits						
Payroll Liabilities	50,000	2,381	2,381	52,381	5%	41,273 79%
Employee Benefits & Insurances	3,367,476	144,057	144,057	3,511,533	4%	3,360,369 96%
Total Insurance & Employee Benefits	\$ 3,417,476	\$ 146,438	\$ 146,438	\$ 3,563,914	4%	\$ 3,401,642 95.4%
TOTAL OPERATING EXPENDITURES	\$ 25,499,633	\$ 617,671	\$ 617,671	\$ 26,117,304	2%	\$ 25,687,701 98%
NET REVENUES OVER / (UNDER) EXPENDITURES	\$ 3,509,106	\$ (617,671)	\$ (617,671)	\$ 2,891,435		\$ 15,046,071
Transfers In from Other Funds	-	-	-	-	n/a	-
Transfers Out to Other Funds	(3,509,106)	-	-	(3,509,106)	0%	(15,305,068) 436%
NET REVENUES OVER / (UNDER)	\$ 0	\$ (617,671)	\$ (617,671)	\$ (617,671)		\$ (258,997)
Beginning Fund Balance	8,096,582			8,096,582		8,096,582
Add: Net Revenue Over / (Under)	0			(617,671)		(258,997)
Ending Fund Balance	\$ 8,096,582			\$ 7,478,911		\$ 7,837,585
Target Fund Balance (15% of Exp)	3,824,945			3,917,596		3,853,155
Fund Balance Excess / (Shortfall)	4,271,637			3,561,316		3,984,430



Full Year Comparison Activity Graph



Footnotes:

1. 2012 Carry Forward Encumbrances: These represent obligations incurred in 2012, against the 2012 adopted budget that did not occur until 2013. Therefore, the 2012 budget in which these obligations were approved against, were carried forward into 2013. The funds required to pay these obligations are encumbered against the 2012 fund balances.

2. Full Year Budget [CF Enc + Amendments]: Includes the Board approved beginning budget, all 2012 carry forward encumbrances, and any Board approved amendments to the 2013 Beginning Budget

Radnor Township, PA
Monthly Finance Report
General Fund
For the Month Ended, September 30, 2013



Budget v Actual : Year-to-Date							
YTD Budget [Amended]	% of Full Year Budget	YTD Actual	B v A	%	\$	Variance	% Variance
REVENUES							
Taxes							
Real Estate Tax	\$ 11,392,158	98%	\$ 11,514,174	99%		122,016	1.1%
Real Estate Transfer Tax	1,315,910	77%	2,029,114	119%		713,204	54.2%
Mercantile Tax	652,622	94%	687,989	99%		35,367	5.4%
Local Services Tax	672,019	76%	721,677	81%		49,658	7.4%
Amusement Tax	27,834	75%	24,974	67%		(2,860)	-10.3%
Business Privilege Tax	6,288,032	97%	8,953,063	137%		2,665,031	42.4%
Mercantile Tax - Audit	37,959	76%	-	0%		(37,959)	-100.0%
Business Privilege Tax Audit	130,955	75%	9,043,521	5168%		8,912,566	6805.8%
Total Taxes	\$ 20,517,489	94%	\$ 32,974,511	152%	\$	12,457,022	60.7%
Permits & Licenses							
Building Permits	841,361	86%	889,353	91%		47,992	5.7%
Cable Franchise Payments	434,824	70%	472,089	77%		37,265	8.6%
All Others	835,105	50%	629,797	38%		(205,308)	-24.6%
Total Permits & Licenses	\$ 2,111,290	79%	\$ 1,991,239	75%	\$	(120,051)	-5.7%
Other Sources							
Fines	595,217	75%	465,865	59%		(129,352)	-21.7%
Interest & Rents	153,099	76%	154,935	77%		1,836	1.2%
Grants & Gifts	1,144,469	82%	1,166,938	83%		22,469	2.0%
Departmental Earnings	1,327,430	69%	1,180,896	61%		(146,534)	-11.0%
Refunds & Miscellaneous	261,597	96%	259,026	96%		(2,571)	-1.0%
Total Other Sources	\$ 3,481,812	76%	\$ 3,227,660	73%	\$	(254,152)	-7.3%
TOTAL REVENUES	\$ 26,110,591	90%	\$ 38,193,410	132%	\$	12,082,819	46.3%

Variance Notation

Activity is occurring as expected
Positive variance is the result of better-than-expected activity to-date
Positive variance is the result of better-than-expected activity to-date
Year to date revenue is down, but activity compared to our 2013 budget is doing better than expected
Activity is occurring as expected
Variance is the result of (a) a single taxpayer's payment of \$1.5M + stronger than expected overall return payments
To date, no Mercantile audit revenues have been realized. Audits are underway currently.
Positive variance is the result of better and sooner-than-expected audit proceeds

July-September has been a good period, bringing the YTD actual revenues over the budgeted amount
Activity is occurring better than expected to date
Activity backed up in May, the variance has jumped month-to-month due to various reasons

Negative variance is the result of lower police activity
Activity is occurring as expected
Activity is occurring as expected
Parking revenue and Recreation Revenues are down against prior years and the 2013 budget amounts
Activity is occurring as expected

EXPENDITURES

General Government							
Administration	664,485	75%	624,968	70%		(39,516)	-5.9%
Finance	828,361	76%	871,378	80%		43,017	5.2%
Treasurer	36,079	84%	33,571	79%		(2,508)	-7.0%
Information Technology	228,968	79%	224,337	78%		(4,632)	-2.0%
Building & Grounds	404,000	79%	356,639	70%		(47,361)	-11.7%
Total General Government	\$ 2,161,893	77%	\$ 2,110,893	75%	\$	(50,999)	-2.4%
Protection of Persons & Property							
Community Development Department	868,107	78%	737,432	66%		(130,675)	-15.1%
Police Department	6,301,731	81%	6,099,002	78%		(202,729)	-3.2%
Fire Contributions (various departments)	287,498	40%	282,119	39%		(5,379)	-1.9%
Emergency Management	4,535	100%	4,100	90%		(435)	-9.6%
Total Protection of Persons & Property	\$ 7,461,871	78%	\$ 7,122,652	74%	\$	(339,219)	-4.5%

Positive variance is the result of better than budgeted contractual expenses to-date
Negative variance is the result of higher Act 511 legal invoices (see revenue) and Mockenhaupt (OPEB pmt plan)
Activity is occurring as expected
Positive variance is the result of better than budgeted contractual expenses to-date
Positive variance is the result of lower than budgeted utility expenses

Positive variance is the result of lower-than-expected contractual services (Magnet Software) and medical expenses
Variance is the result of lower-than-budgeted payroll and related expenses to-date: Full year is on target to meet bgt.
n/a
n/a

Radnor Township, PA
Monthly Finance Report
General Fund
For the Month Ended, September 30, 2013



Budget v Actual : Year-to-Date							
YTD Budget [Amended]	% of Full Year Budget	YTD Actual	B v A	%	\$	Variance	%
Public Works							
Sanitation	2,176,033	78%	2,024,869	73%		(151,164)	-6.9%
Engineering	347,955	76%	554,149	121%		206,194	59.3%
General Highway	2,150,259	80%	2,037,905	76%		(112,354)	-5.2%
Mechanics	295,969	80%	294,794	80%		(1,175)	-0.4%
Total Public Works	\$ 4,970,216	85%	\$ 4,911,717	84%		\$ (58,499)	-1.2%
Parks & Recreation							
Recreation Programming Administration	307,502	81%	272,389	71%		(35,113)	-11.4%
Park Maintenance Department	1,378,073	80%	1,320,983	76%		(57,091)	-4.1%
Shade Trees	29,321	57%	84,768	165%		55,448	189.1%
Recreation Programming	362,307	79%	363,539	79%		1,232	0.3%
Sulpizio Gym	63,046	79%	17,863	22%		(45,183)	-71.7%
Total Parks & Recreation	\$ 2,140,250	79%	\$ 2,059,542	76%		\$ (80,707)	-3.8%
Contributions, Refunds & Misc.							
Library	630,279	74%	630,279	74%		0	0.0%
Special Services	196,778	78%	195,779	78%		(999)	-0.5%
Refunds	-	0%	-	0%		-	n/a
Debt Service	1,547	31%	1,805	36%		258	16.7%
Total Contributions, Refunds & Misc.	\$ 828,604	75%	\$ 827,863	75%		\$ (741)	-0.1%
Insurance, Payroll Liabilities & Benefits							
Payroll Liabilities	45,239	n/a	34,132	n/a		(11,107)	-24.6%
Employee Benefits & Insurances	3,224,074	90%	2,738,137	77%		(485,937)	-15.1%
Total Insurance & Employee Benefits	\$ 3,269,313	92%	\$ 2,772,269	78%		\$ (497,044)	-15.2%
TOTAL OPERATING EXPENDITURES	\$ 20,832,146	80%	\$ 19,804,937	76%		\$ (1,027,209)	-4.9%
NET REVENUES OVER / (UNDER)							
EXPENDITURES	\$ 5,278,445		\$ 18,388,473			\$ 13,110,028	248.4%
Transfers In from Other Funds	-	n/a	-	n/a		-	n/a
Transfers Out to Other Funds	(1,800,000)	51%	(1,800,000)	51%		-	n/a
NET REVENUES OVER	\$ 3,478,445		\$ 16,588,473			\$ 13,110,028	376.9%

Variance Notation

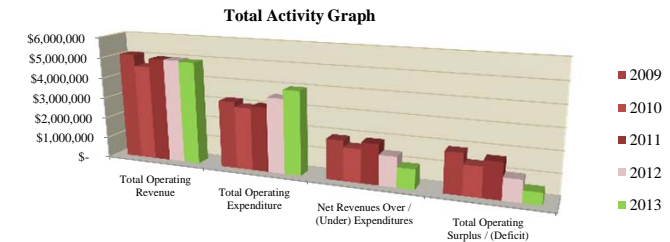

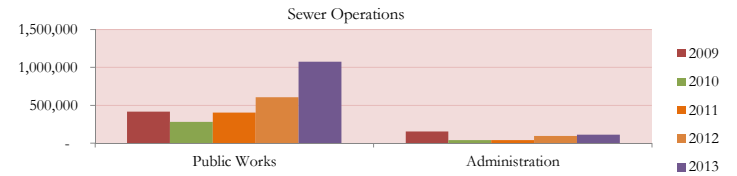
Positive variance is the result of lower-than-expected payroll expenses
Negative variance is the result of higher-than-expected [reimbursable] engineering expenses (revenue offset)
Net Positive variance is the result of a number of lower-than-expected expenses
n/a
Positive variance is the result of lower-than-expected payroll expenses
Positive variance is the result of lower-than-expected payroll and operating supplies
Variance is the result of greater than budgeted tree activity (hazardous tree removals)
Activity is occurring as expected
Positive variance is the result of lower-than-expected utility expenses
n/a
n/a
n/a
n/a
Variance is the result of lower-than-expected unemployment expenses (to-date)
Positive variance is the result of timing differences in payment of the liability insurance premium
See variance notes above
n/a
n/a
Positive variance is the result of BPT revenues and cumulative positive expense variances to date

Radnor Township, PA
Monthly Finance Report
Sewer Fund
For the Month Ended, September 30, 2013



Full Year Actual (Cash Basis)

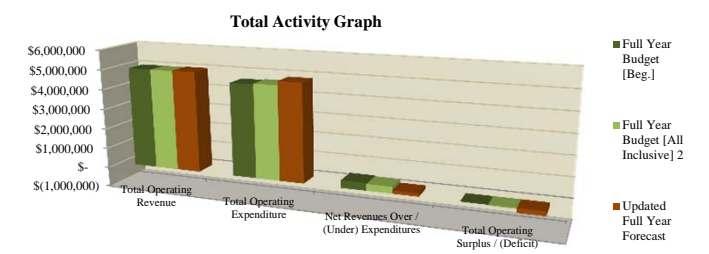
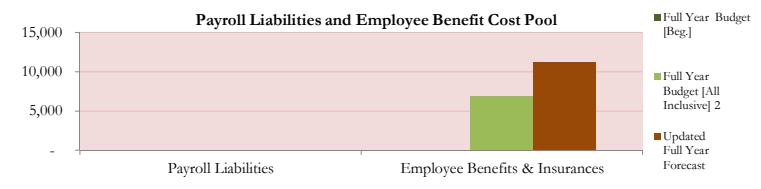

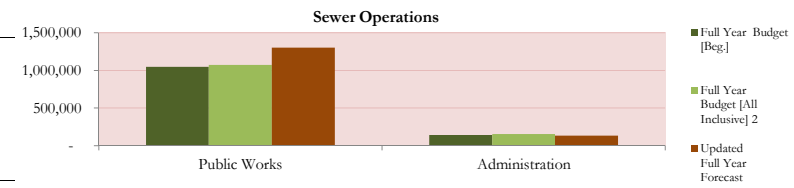
	2009	2010	2011	2012	2013	\$Δ	%Δ
REVENUES							
All Sources							
Interest	\$ 5,758	\$ 4,191	\$ 3,670	\$ 11,604	\$ 11,243	(361)	-3.1%
Sewer Rent Income	5,107,094	4,562,987	4,967,024	4,960,546	4,919,070	(41,476)	-0.8%
Miscellaneous	10,874	10,864	17,573	16,673	8,250	(8,423)	-50.5%
TOTAL REVENUES	\$ 5,123,726	\$ 4,578,042	\$ 4,988,267	\$ 4,988,824	\$ 4,938,564	(50,260)	-1.0%
<small>(1) In 2008, the Township sold a Tax Anticipation Note in January which was recorded as "Miscellaneous" above</small>							
EXPENDITURES							
Sewer Operations							
Public Works	414,384	279,534	402,798	607,359	1,073,787	466,427	76.8%
Administration	155,205	40,257	39,390	95,328	110,033	14,705	15.4%
Total Sewer Operations	\$ 569,589	\$ 319,791	\$ 442,187	\$ 702,687	\$ 1,183,819	481,132	68.5%
Contributions, Refunds & Misc.							
RHM Sewer Authority Refunds	2,611,728	2,645,676	2,614,541	2,841,497	2,801,918	(39,579)	-1.4%
Debt Service	-	239	-	-	-	-	n/a
Total Contributions, Refunds & Misc.	\$ 2,611,728	\$ 2,645,916	\$ 2,614,541	\$ 2,841,497	\$ 2,801,918	(39,579)	-1.4%
Insurance, Payroll Liabilities & Benefits							
Payroll Liabilities	20,606	15,265	19,918	-	-	-	n/a
Employee Benefits & Insurances	17,282	4,087	7,210	26,685	11,281	(15,404)	-57.7%
Total Insurance & Employee Benefits	\$ 37,888	\$ 19,352	\$ 27,128	\$ 26,685	\$ 11,281	(54,983)	-206.0%
TOTAL OPERATING EXPENDITURES	\$ 3,219,205	\$ 2,985,058	\$ 3,083,855	\$ 3,570,869	\$ 3,997,018	426,149	11.9%
NET REVENUES OVER / (UNDER) EXPENDITURES	\$ 1,904,521	\$ 1,592,983	\$ 1,904,412	\$ 1,417,955	\$ 941,546	(476,409)	-33.6%
Transfers In from Other Funds	-	-	-	-	-	-	n/a
Transfers Out to Other Funds	-	(190,000)	(210,000)	(390,664)	(376,995)	13,669	n/a
TOTAL SURPLUS / (DEFICIT)	\$ 1,904,521	\$ 1,402,983	\$ 1,694,412	\$ 1,027,291	\$ 564,551	(462,740)	-45.0%



Radnor Township, PA
 Monthly Finance Report
 Sewer Fund
 For the Month Ended, September 30, 2013



Full Year Budget v Forecast Comparison							
Full Year Budget [Beg.]	2012 Carry Forward Encumb ¹	2013 Board Approved Amendments	Full Year Budget [All Inclusive] ²	% Change	Updated Full Year Forecast	% Variance (vs. amend budget)	
REVENUES							
All Sources							
Interest	\$ 4,545	n/a	\$ -	\$ 4,545	0%	\$ 11,989	264%
Sewer Rent Income	4,964,707	n/a	-	4,964,707	0%	4,990,133	101%
Miscellaneous	21,946	n/a	-	21,946	0%	13,530	62%
TOTAL REVENUES	\$ 4,991,198	\$ n/a	\$ -	\$ 4,991,198	0%	\$ 5,015,653	100%
EXPENDITURES							
Sewer Operations							
Public Works	1,046,581	26,490	26,490	1,073,071	3%	1,302,716	121%
Administration	143,614	10,790	10,790	154,404	8%	133,501	86%
Total Sewer Operations	\$ 1,190,195	\$ 37,280	\$ 37,280	\$ 1,227,475	3%	\$ 1,436,217	117%
Contributions, Refunds & Misc.							
RHM Sewer Authority	3,424,008	-	-	3,424,008	0%	3,411,525	100%
Refunds	-	-	-	-	n/a	-	n/a
Debt Service	-	-	-	-	n/a	-	n/a
Total Contributions, Refunds & Misc.	\$ 3,424,008	\$ -	\$ -	\$ 3,424,008	0%	\$ 3,411,525	100%
Insurance, Payroll Liabilities & Benefits							
Payroll Liabilities	-	-	-	-	n/a	-	n/a
Employee Benefits & Insurances	-	6,885	6,885	6,885	n/a	11,281	164%
Total Insurance & Employee Benefits	\$ -	\$ 6,885	\$ 6,885	\$ 6,885	n/a	\$ 11,281	164%
TOTAL OPERATING EXPENDITURES	\$ 4,614,203	\$ 44,165	\$ 44,165	\$ 4,658,368	1%	\$ 4,859,022	104%
NET REVENUES OVER / (UNDER) EXPENDITURES	\$ 376,995	\$ (44,165)	\$ (44,165)	\$ 332,830	-12%	\$ 156,630	47%
Transfers In from Other Funds	-	n/a	-	-	n/a	-	n/a
Transfers Out to Other Funds	(376,995)	-	-	(376,995)	n/a	(376,995)	n/a
TOTAL SURPLUS / (DEFICIT)	\$ -	\$ (44,165)	\$ (44,165)	\$ (44,165)	n/a	\$ (220,365)	n/a



Footnotes:

- 2012 Carry Forward Encumbrances: These represent obligations incurred in 2012, against the 2012 adopted budget that did not occur until 2013. Therefore, the 2012 budget in which these obligations were approved against, were carried forward into 2013. The funds required to pay these obligations are encumbered against the 2012 fund balances.
- Full Year Budget [CF Enc + Amendments]: Includes the Board approved beginning budget, all 2012 carry forward encumbrances, and any Board approved amendments to the 2013 Beginning Budget

Radnor Township, PA
 Monthly Finance Report
 Sewer Fund
 For the Month Ended, September 30, 2013



Budget v Actual : Year-to-Date

	YTD	Forecast	% of Full Year Budget	YTD Actual	B v A Target %	\$	Variance	%	Variance Notation
REVENUES									
All Sources									
Interest	\$	3,799	84%	\$ 11,243	0%		7,444	196.0%	n/a
Sewer Rent Income		4,893,571	99%	4,919,070	0%		25,499	0.5%	n/a
Miscellaneous		16,664	76%	8,250	0%		(8,414)	-50.5%	n/a
TOTAL REVENUES	\$	4,914,034	98%	\$ 4,938,564	0%	\$	24,530	0.5%	
EXPENDITURES									
Sewer Operations									
Public Works		914,716	85%	1,073,787	0%		159,071	17.4%	Negative variance is the result of larger-than-expected sewer repairs (this is only going to get worse as the year progresses)
Administration		128,670	83%	110,033	0%		(18,638)	-14.5%	Variance is the result of lower-than-expected legal activity
Total Sewer Operations	\$	1,043,386	85%	\$ 1,183,819	0%	\$	140,433	13.5%	
Contributions, Refunds & Misc.									
RHM Sewer Authority		2,814,402	82%	2,801,918	82%		(12,485)	-0.4%	n/a
Refunds		-	0%	-	0%		-	n/a	n/a
Debt Service		-	0%	-	0%		-	n/a	n/a
Total Contributions, Refunds & Misc.	\$	2,814,402	0%	\$ 2,801,918	0%	\$	(12,485)	-0.4%	
Insurance, Payroll Liabilities & Benefits									
Payroll Liabilities		-	n/a	-	n/a		-	n/a	n/a
Employee Benefits & Insurances		6,885	100%	11,281	164%		4,396	63.8%	n/a
Total Insurance & Employee Benefits	\$	6,885	0%	\$ 11,281	0%	\$	4,396	63.8%	
TOTAL OPERATING EXPENDITURES	\$	3,864,674	83%	\$ 3,997,018	86%	\$	132,344	3.4%	Most of the variance is timing related. Full Year activity should work these out.
NET REVENUES OVER / (UNDER) EXPENDITURES	\$	1,049,360		\$ 941,546		\$	(107,815)	-10.3%	
Transfers In from Other Funds		-	0%	-	0%		-	n/a	n/a
Transfers Out to Other Funds		(376,995)	100%	(376,995)	100%		-	n/a	n/a
TOTAL SURPLUS / (DEFICIT)	\$	672,365		\$ 564,551		\$	(107,815)	-16.0%	Negative variance is the result of the several emergency sewer repairs / replacements that have occurred during 2013

Exhibit A

General Fund Line Item Detail

Radnor Township, PA
General Fund (#01) Budget Worksheet

Account Description	Actual	Actual	Actual	Actual	Actual	BOC Original Budget	BOC Amended Budget	Full Year Forecast	
	2008	2009	2010	2011	2012	2013	2013	2013	%Δ
REAL ESTATE TAXES									
Current Year - Discount	(167,202)	(108,032)	(187,805)	(208,936)	(211,401)	(213,214)	(213,214)	(213,583)	1%
Current Year - Face	9,246,632	5,891,105	10,290,608	11,203,709	11,632,795	11,630,075	11,630,075	11,726,546	1%
Current Year - Penalties	27,363	17,362	30,264	28,242	35,600	31,754	31,754	42,423	19%
Prior Year	4,214	52,304	51,486	159,106	84,116	84,493	84,493	89,066	6%
Delinquent	89,833	66,727	118,061	47,503	110,540	115,744	115,744	96,562	-13%
Interim	99,012	43,469	44,329	75,577	25,043	32,417	32,417	62,275	149%
TOTAL REAL ESTATE TAXES	\$ 9,299,851	\$ 5,962,934	\$ 10,346,942	\$ 11,305,200	\$ 11,676,692	\$ 11,681,269	\$ 11,681,269	\$ 11,803,289	
	\$ 91,536	\$ (3,336,917)	\$ 4,384,008	\$ 958,258	\$ 371,493	\$ 4,577	\$ 4,577	\$ 126,597	
	1%	-36%	74%	9%	3%	0%	0%	1%	
LOCAL ENABLING TAXES									
Realty Transfer Tax	1,939,833	1,402,159	1,475,485	1,574,370	1,783,923	1,711,742	1,711,742	2,424,948	36%
Mercantile Tax	1,298,901	1,051,935	1,258,267	1,212,563	1,218,902	695,210	695,210	730,579	-40%
Local Services Tax	981,542	998,835	729,888	945,946	962,876	889,608	889,608	939,268	-2%
Amusement Tax	41,830	36,991	45,551	37,537	45,780	37,000	37,000	34,140	-25%
Business Privilege Tax	6,473,413	3,617,786	5,257,035	5,635,035	6,475,295	6,514,671	6,514,671	9,179,702	42%
Mercantile - Audit	-	35,242	370,314	44,591	41,716	50,000	50,000	12,041	-71%
Business Privilege - Audit	-	1,314,026	600,861	264,990	569,811	175,000	175,000	9,087,564	1495%
Attorney Fee Reimbursements	-	-	-	-	-	-	-	4,632	n/a
TOTAL LOCAL ENABLING TAXES	\$ 10,735,519	\$ 8,456,975	\$ 9,737,401	\$ 9,715,031	\$ 11,098,301	\$ 10,073,231	\$ 10,073,231	\$ 22,412,873	
	\$ 549,142	\$ (2,278,545)	\$ 1,280,426	\$ (22,370)	\$ 1,383,270	\$ (1,025,070)	\$ (1,025,070)	\$ 11,314,572	
	5%	-21%	15%	0%	14%	-9%	-9%	102%	
LICENSE & PERMITS									
Contractor License Revenue	-	-	-	-	-	30,000	30,000	32,403	n/a
Plan Review Fees	-	-	-	16,473	22,704	15,000	15,000	22,019	-3%
Zoning	-	-	1,993	4,643	6,262	10,700	10,700	7,833	25%
Beverage	8,850	10,451	9,000	9,000	12,800	9,000	9,000	10,053	-21%
UCC Act 45 Transfer	-	-	-	7,880	8,424	8,000	8,000	8,803	4%
Building - Regular / Predictible	1,660,026	628,873	640,144	620,633	1,098,897	675,000	675,000	790,189	-28%
Mechanical	-	-	69,047	101,909	59,486	65,000	65,000	51,632	-13%
Street Opening	48,765	15,749	3,858	13,776	3,908	5,000	5,000	3,728	-5%
Subdivision Fees	45,022	21,543	13,576	25,914	30,420	21,056	21,056	16,366	-46%
Public Works & Engineering Fees	77,027	107,694	128,763	182,474	138,760	211,357	211,357	177,060	28%
Professional Services Reimbursement	-	-	-	80,752	261,147	185,000	185,000	196,353	-25%
Housing	62,964	63,802	95,866	159,576	160,780	160,000	160,000	158,982	-1%
Health	63,883	48,724	74,712	74,498	75,534	65,000	65,000	70,772	-6%
Burning	1,519	629	573	823	896	600	600	1,149	28%
Plumbing	44,711	36,922	38,691	57,578	67,592	65,000	65,000	65,628	-3%
Electrical	168,234	81,648	143,189	134,227	175,360	175,000	175,000	120,545	-31%
DRB & ZHB Fees	-	-	-	-	-	-	-	-	n/a
HARB	-	7,751	18,863	28,991	23,855	1,200	1,200	1,442	-94%
DRB	-	-	-	-	-	10,000	10,000	17,281	n/a
Sewage Enforcement Fees	2,300	4,566	3,647	5,100	5,050	3,088	3,088	6,179	22%
ZHB - Residential	-	-	-	-	-	6,050	6,050	7,994	n/a
ZHB - Non-Residential	-	-	-	-	-	13,500	13,500	7,578	n/a
Cable TV Franchise Fees	425,593	465,123	520,023	564,376	644,650	616,937	616,937	654,202	1%
Right-of-Way Fees	-	-	-	4,250	4,250	4,250	4,250	4,250	0%
Film Permits	750	1,000	250	1,750	750	1,781	1,781	1,467	96%
Certificate of Occupancy Transfer Fee	31,145	42,176	41,762	48,075	61,269	51,708	51,708	68,662	12%
Building - One Time/ Large	-	-	-	-	-	250,000	250,000	36,614	n/a
TOTAL LICENSE & PERMITS	\$ 2,640,787	\$ 1,536,652	\$ 1,803,956	\$ 2,142,697	\$ 2,862,793	\$ 2,659,227	\$ 2,659,227	\$ 2,539,184	
	\$ (993,782)	\$ (1,104,135)	\$ 267,303	\$ 338,741	\$ 720,096	\$ (203,566)	\$ (203,566)	\$ (323,609)	
	-27%	-42%	17%	19%	34%	-7%	-7%	-11%	

Radnor Township, PA
General Fund (#01) Budget Worksheet

Account Description	Actual	Actual	Actual	Actual	Actual	BOC Original Budget	BOC Amended Budget	Full Year Forecast	
	2008	2009	2010	2011	2012	2013	2013	2013	%Δ
FINES & COSTS									
Police	195,412	230,540	289,833	406,334	418,670	560,100	560,100	444,758	6%
District Justice	325,177	297,307	232,975	235,676	206,738	231,200	231,200	217,193	5%
TOTAL FINES & COSTS	\$ 520,589	\$ 527,847	\$ 522,808	\$ 642,011	\$ 625,408	\$ 791,300	\$ 791,300	\$ 661,951	
	\$ 85,470	\$ 7,258	\$ (5,038)	\$ 119,202	\$ (16,602)	\$ 165,892	\$ 165,892	\$ 36,543	6%
	20%	1%	-1%	23%	-3%	27%	27%	6%	
INTEREST & RENTS									
Interest Earnings	204,522	123,496	50,707	48,060	57,798	64,475	64,475	63,474	10%
Property & Equipment	19,944	21,756	48,330	98,858	121,516	137,600	137,600	140,440	16%
TOTAL INTEREST & RENTS	\$ 224,466	\$ 145,252	\$ 99,037	\$ 146,918	\$ 179,314	\$ 202,075	\$ 202,075	\$ 203,913	
	\$ (189,305)	\$ (79,214)	\$ (46,216)	\$ 47,881	\$ 32,397	\$ 22,761	\$ 22,761	\$ 24,599	14%
	-46%	-35%	-32%	48%	22%	13%	13%	14%	
GRANTS & GIFTS									
Payments In Lieu of Taxes	18,292	18,292	20,122	43,752	62,459	63,100	63,100	79,731	28%
Voluntary Contribution for Services Progr	-	-	-	-	-	-	-	-	n/a
Public Utility Realty Tax	26,694	24,655	26,672	28,808	29,235	27,150	27,150	27,150	-7%
Federal, State & County	171,059	184,455	210,090	164,185	118,763	182,300	182,300	78,872	-34%
State Pension Aid	650,611	607,435	589,341	985,572	594,234	595,000	595,000	610,444	3%
Crossing Guard Contributions (RTSD)	-	-	-	-	-	43,436	43,436	21,718	n/a
County Highway Aid	36,720	36,720	-	-	-	-	-	36,720	n/a
State Snow Removal	57,683	58,432	122,584	61,930	64,097	54,000	54,000	30,271	-53%
Public Access Grant	50,229	61,655	123,330	-	70,635	75,000	75,000	-	-100%
Shade Tree Contributions	-	20,000	20,000	12,000	20,000	-	-	-	-100%
Grounds Maintenance Agreement	58,954	60,000	-	360,000	-	-	-	-	n/a
Volunteer Fire Relief Aid	-	-	-	609,828	344,612	350,000	350,000	393,019	14%
Police Drug Task Force Reimb.	-	-	-	14,700	10,425	10,500	10,500	22,597	117%
TOTAL GRANTS & GIFTS	\$ 1,070,242	\$ 1,071,644	\$ 1,112,139	\$ 2,280,775	\$ 1,314,459	\$ 1,400,486	\$ 1,400,486	\$ 1,300,522	
	\$ (2,511)	\$ 1,402	\$ 40,495	\$ 1,168,636	\$ (966,316)	\$ 86,027	\$ 86,027	\$ (13,937)	-1%
	0%	0%	4%	105%	-42%	7%	7%	-1%	
DEPARTMENT EARNINGS									
Parking Meters - Kiosks	283,902	239,855	356,826	401,383	428,425	402,500	402,500	395,561	-8%
Parking Meters - Church	9,646	13,095	24,757	23,444	22,317	24,500	24,500	22,556	1%
Parking Meter - Advertising Fee	-	-	-	-	-	-	-	-	n/a
Alarm System Fees	10,492	11,098	10,395	9,293	7,495	8,000	8,000	8,984	20%
Police Extra Duty	328,423	191,237	206,608	350,793	328,929	319,767	319,767	318,620	-3%
Recreation Fees	522,411	539,861	562,570	603,759	460,308	645,190	645,190	427,973	-7%
Prepaid Parking	-	47,249	29,786	24,176	47,089	3,500	3,500	20,290	-57%
Meter Bags	-	-	-	1,623	5,929	1,800	1,800	14,344	142%
Police Parking Permit	-	-	-	2,140	3,495	2,200	2,200	5,459	56%
Rear Door Trash Fee	-	-	122,602	130,833	119,905	110,000	110,000	108,542	-9%
Refuse Collection Fee	32,374	31,184	33,021	32,091	29,123	32,000	32,000	31,797	9%
Sulpizio Gym Fees	-	75,247	103,537	70,359	161,179	91,480	91,480	92,104	-43%
Police Service Fees	37,390	31,817	33,951	29,672	31,666	37,000	37,000	29,904	-6%
Police Live Scan Fees	-	-	4,964	18,044	10,673	12,000	12,000	14,219	33%
Delco Solid Waste Tipping Fee	-	-	-	-	-	240,000	240,000	-	
Recreation Sponsorship/ Adv. Rev.	-	-	-	-	-	-	-	53,050	n/a
TOTAL DEPARTMENT EARNINGS	\$ 1,224,638	\$ 1,180,643	\$ 1,489,017	\$ 1,697,609	\$ 1,656,534	\$ 1,929,937	\$ 1,929,937	\$ 1,543,404	
	\$ 206,339	\$ (43,994)	\$ 308,374	\$ 208,592	\$ (41,075)	\$ 273,403	\$ 273,403	\$ (113,131)	-7%
	20%	-4%	26%	14%	-2%	17%	17%	-7%	

Radnor Township, PA
General Fund (#01) Budget Worksheet

Account Description	Actual	Actual	Actual	Actual	Actual	BOC Original Budget	BOC Amended Budget	Full Year Forecast	
	2008	2009	2010	2011	2012	2013	2013	2013	%Δ
MISCELLANEOUS									
Insurance Refunds	499	9,944	584,852	-	-	-	-	10,000	n/a
Sale of Property, Equipment	-	-	-	-	-	-	-	-	n/a
Premium Payments - Flex	1,747	1,115	1,429	345	14,051	1,500	1,500	2,250	-84%
Miscellaneous	86,930	47,543	34,395	20,698	90,589	43,385	43,385	(24,031)	-127%
Premium Payments	15,093	18,518	22,745	61,338	98,603	125,300	125,300	124,252	26%
Advertising & Sponsorship Fees	8,000	4,000	8,000	11,034	26,354	30,000	30,000	60,047	128%
Cash Over / Short	70	(217)	(33)	(15)	70	-	-	102	47%
Sale of Recycled Materials	101,303	5,086	37,492	97,905	24,969	71,029	71,029	23,931	-4%
Federal Medical Subsidy	-	-	-	69,362	65,948	-	-	72,085	9%
Tax Anticipation Revenue Notes	-	-	-	-	-	-	-	-	n/a
TOTAL MISCELLANEOUS	\$ 213,641	\$ 85,989	\$ 688,880	\$ 260,668	\$ 320,583	\$ 271,214	\$ 271,214	\$ 268,636	
	\$ (1,580,512)	\$ (127,652)	\$ 602,891	\$ (428,213)	\$ 59,916	\$ (49,369)	\$ (49,369)	\$ (51,947)	
	-88%	-60%	701%	-62%	23%	-15%	-15%	-16%	
TRANSFERS FROM OTHER FUNDS									
Transfer In: Sewer Overhead	-	-	292,000	292,000	-	-	-	-	n/a
Transfer In: Sewer Fund	171,395	300,000	-	-	-	-	-	-	n/a
Transfer In: Liquid Fuels Fund	235,000	286,030	244,778	-	-	-	-	-	n/a
Transfer In: Capital Improvement Fund	181,688	180,523	-	-	-	-	-	-	n/a
Transfer In: Park & Open Space Fund	230,000	230,000	230,000	-	-	-	-	-	n/a
Transfer In: Willows Fund	-	-	-	-	-	-	-	-	n/a
TOTAL TRANSFERS FROM OTHER FUNDS	\$ 818,083	\$ 996,553	\$ 766,778	\$ 292,000	\$ -	\$ -	\$ -	\$ -	
	\$ 169,927	\$ 178,470	\$ (229,775)	\$ (474,778)	\$ (292,000)	\$ -	\$ -	\$ -	
	26%	22%	-23%	-62%	-100%	n/a	n/a	n/a	
GRAND TOTAL: GENERAL FUND REVENUE	\$ 26,747,817	\$ 19,964,490	\$ 26,566,958	\$ 28,482,908	\$ 29,734,086	\$ 29,008,739	\$ 29,008,739	\$ 40,733,772	
	\$ (1,663,695)	\$ (6,783,327)	\$ 6,602,468	\$ 1,915,950	\$ 1,251,178	\$ (725,347)	\$ (725,347)	\$ 10,999,687	
	-6%	-25%	33%	7%	4%	-2%	-2%	37%	

Radnor Township, PA
General Fund (#01) Budget Worksheet

Account Description	Actual	Actual	Actual	Actual	Actual	BOC Original Budget	BOC Amended Budget	Full Year Forecast	
	2008	2009	2010	2011	2012	2013	2013	2013	%Δ
ADMINISTRATION									
Salaries	346,175	209,231	313,178	361,528	268,841	265,425	265,425	263,451	-2%
Overtime	-	-	2,638	2,113	-	-	-	-	n/a
Longevity	2,580	1,227	2,327	2,363	-	-	-	-	n/a
Sick Pay Bonus	-	-	-	-	-	-	-	-	n/a
Medical Exp. Reimbursements	-	-	-	-	-	-	-	-	n/a
Social Security Taxes	-	-	-	26,561	19,359	15,847	15,847	18,419	-5%
Workers' Compensation	-	-	-	4,176	2,090	1,610	2,108	1,754	-16%
Pension Benefits	-	-	-	82,594	75,739	54,697	54,697	54,697	-28%
Health Benefits	-	-	-	79,792	30,036	27,956	27,956	30,889	3%
Life & Disability Insurance	-	-	-	3,082	2,230	2,238	2,238	2,112	-5%
Office Supplies	8,913	11,795	7,408	5,959	5,369	5,500	5,500	3,244	-40%
Postage	-	1,946	15,474	14,364	14,857	25,000	25,000	17,746	19%
Advertising & Printing	9,522	11,328	16,468	10,552	11,222	14,108	17,278	17,683	58%
Professional Development	14,667	5,198	150	11	-	500	500	445	n/a
Dues & Subscriptions	-	-	842	1,920	5,898	4,500	4,500	1,223	-79%
Contractual Services	161,035	90,695	25,982	97,680	90,587	75,000	125,000	115,967	28%
Legal Services - General (solicitor+other)	-	220,348	237,190	188,275	243,150	250,000	250,000	186,851	-23%
Legal Services - Special (labor Counsel)	-	369,025	66,338	91,637	164,033	84,000	89,398	153,626	-6%
Miscellaneous	25,105	11,884	3,008	1,006	2,355	1,773	1,773	5,083	116%
Minor Office Equipment	-	116	719	-	-	250	250	63	n/a
TOTAL ADMINISTRATION	\$ 567,996	\$ 932,794	\$ 691,721	\$ 973,613	\$ 935,764	\$ 828,404	\$ 887,469	\$ 873,252	
\$ Δ	\$ (256,705)	\$ 364,798	\$ (241,073)	\$ 281,892	\$ (37,848)	\$ (107,360)	\$ (48,295)	\$ (62,512)	
% Δ	-31%	64%	-26%	41%	-4%	-11%	-5%	-7%	
FINANCE									
Salaries	313,940	240,083	195,319	289,584	421,019	469,498	469,498	473,351	12%
Longevity	1,530	1,588	1,594	2,063	4,412	4,268	4,268	4,456	1%
Sick Pay Bonus	-	-	-	455	630	617	617	676	7%
Medical Exp. Reimbursements	-	-	-	-	166	166	166	166	0%
Social Security Taxes	-	-	-	20,917	30,245	35,101	35,101	34,987	16%
Workers' Compensation	-	-	-	3,009	3,363	3,077	3,878	3,294	-2%
Unemployment	-	-	-	-	-	-	-	-	n/a
Pension Allocation	-	-	-	62,836	98,449	97,651	97,651	97,651	-1%
Medical Insurance Premiums	-	-	-	84,413	128,728	138,781	138,781	136,736	6%
Group, Life & Disability Insurance	-	-	-	2,635	3,990	4,189	4,189	4,328	8%
Office Supplies	8,366	8,288	2,915	5,127	7,589	7,610	7,610	4,668	-38%
Postage	-	57	-	3,176	18	5,000	5,000	3,944	21654%
Bond Premium	-	2,119	-	-	2,119	2,250	2,250	2,119	0%
Professional Development	10,411	576	188	1,526	1,760	2,500	2,500	2,419	37%
Dues & Subscriptions	-	-	-	150	1,952	1,000	1,000	2,568	32%
Contractual Services	16,519	105,607	131,963	33,515	108,907	84,000	85,650	77,487	-29%
Professional Services	28,475	34,500	-	19,085	55,295	55,000	55,000	61,425	11%
Act 511 - Legal Services	-	108,159	106,263	82,276	60,349	60,000	65,789	82,627	37%
Act 511 - Audit Services	-	128,256	103,408	114,384	114,704	108,800	108,800	90,863	-21%
Minor Office Equipment	488	650	1,444	11,354	1,037	3,000	3,000	887	-14%
TOTAL FINANCE	\$ 379,729	\$ 629,882	\$ 543,094	\$ 736,506	\$ 1,044,732	\$ 1,082,508	\$ 1,090,747	\$ 1,084,652	
\$ Δ	\$ (465,984)	\$ 250,153	\$ (86,788)	\$ 193,412	\$ 308,226	\$ 37,776	\$ 46,016	\$ 39,921	
% Δ	-55%	66%	-14%	36%	42%	4%	4%	4%	

Radnor Township, PA
General Fund (#01) Budget Worksheet

Account Description	Actual	Actual	Actual	Actual	Actual	BOC Original Budget	BOC Amended Budget	Full Year Forecast	
	2008	2009	2010	2011	2012	2013	2013	2013	%Δ
TREASURER									
Salaries	26,000	26,000	26,000	27,000	26,000	26,000	26,000	26,000	0%
Social Security Taxes	1,989	-	-	1,876	1,878	1,989	1,989	1,920	2%
Workers' Compensation	-	-	-	286	1,242	168	464	179	-86%
Office Supplies	7,293	7,460	3,664	3,466	1,084	3,000	3,000	1,029	-5%
Postage	-	-	3,800	3,845	3,913	4,000	4,000	4,051	4%
Bond Premium	3,686	60	-	4,039	4,313	4,500	4,500	4,442	3%
Dues & Subscriptions	-	3,686	3,728	40	-	300	300	100	n/a
Contractual Services	12,349	13,321	11,976	12,258	2,456	2,500	2,500	2,524	3%
Minor Office Equipment	-	-	-	-	-	-	-	-	n/a
TOTAL TREASURER	\$ 51,317	\$ 50,526	\$ 49,168	\$ 52,810	\$ 40,886	\$ 42,457	\$ 42,753	\$ 40,245	
\$ Δ	\$ 11,969	\$ (791)	\$ (1,359)	\$ 3,643	\$ (11,924)	\$ 1,571	\$ 1,867	\$ (641)	
% Δ	30%	-2%	-3%	7%	-23%	4%	5%	-2%	
INFORMATION TECHNOLOGY									
Salaries	248,302	258,748	181,100	187,145	117,708	122,561	122,561	120,090	2%
Longevity	4,373	3,948	3,363	3,800	1,638	1,805	1,805	1,765	8%
Sick Pay Bonus	-	-	-	945	595	350	350	630	6%
Medical Exp. Reimbursements	-	-	-	-	100	100	100	100	0%
Social Security Taxes	-	-	-	13,881	9,142	9,541	9,541	9,025	-1%
Workers' Compensation	-	-	-	2,149	890	810	1,022	862	-3%
Unemployment	-	-	-	-	-	-	-	-	n/a
Pension Allocation	-	-	-	39,673	25,435	24,958	24,958	24,958	-2%
Medical Insurance Premiums	-	-	-	43,625	27,074	28,638	28,638	28,742	6%
Group, Life & Disability Insurance	-	-	-	1,727	1,218	1,132	1,132	1,065	-13%
Office Supplies	1,719	605	145	226	96	264	464	604	532%
Postage	-	29	-	9	-	100	100	100	n/a
Operating Supplies	7,538	5,005	5,550	8,138	8,740	13,000	13,000	10,897	25%
Professional Development	5,689	519	999	914	-	2,500	5,000	-	n/a
Dues & Subscriptions	-	-	45	-	25	50	50	-	-100%
Contractual Services	13,501	8,842	28,159	87,383	55,753	77,450	77,450	82,922	49%
Minor Office Equipment	130	276	50	409	279	2,000	2,000	2,171	679%
Contracted Maint. & Repairs	110	-	-	-	-	500	500	122	n/a
TOTAL INFORMATION TECHNOLOGY	\$ 281,361	\$ 277,971	\$ 219,411	\$ 390,022	\$ 248,691	\$ 285,758	\$ 288,670	\$ 284,053	
\$ Δ	\$ 281,361	\$ (3,390)	\$ (58,560)	\$ 170,611	\$ (141,331)	\$ 37,067	\$ 39,979	\$ 35,362	
% Δ	n/a	-1%	-21%	78%	-36%	15%	16%	14%	

Radnor Township, PA
General Fund (#01) Budget Worksheet

Account Description	Actual	Actual	Actual	Actual	Actual	BOC Original Budget	BOC Amended Budget	Full Year Forecast	
	2008	2009	2010	2011	2012	2013	2013	2013	%Δ
COMMUNITY DEVELOPMENT									
Salaries	573,319	557,854	326,606	365,464	400,795	403,395	403,395	409,444	2%
Part-Time Wages	-	-	-	-	4,082	33,896	33,896	26,814	557%
Overtime	-	-	21,911	13,089	20,494	15,500	15,500	24,726	21%
Longevity	8,931	7,605	6,844	8,563	9,063	9,733	9,733	9,617	6%
Sick Pay Bonus	-	-	-	1,120	490	420	420	1,120	129%
Medical Exp. Reimbursements	-	-	-	300	400	500	500	400	0%
Social Security Taxes	-	-	-	27,858	31,396	34,230	34,230	34,358	9%
Workers' Compensation	-	-	-	13,138	16,705	15,513	19,492	16,591	-1%
Unemployment	-	-	-	-	-	-	-	-	n/a
Pension Allocation	-	-	-	84,277	100,911	90,354	90,354	90,354	-10%
Medical Insurance Premiums	-	-	-	64,144	83,303	120,336	120,336	91,915	10%
Group, Life & Disability Insurance	-	-	-	3,472	5,283	8,160	8,160	6,399	21%
Communications	-	287	266	266	2,241	4,230	4,230	4,100	83%
Uniforms	-	-	-	-	-	2,500	2,500	624	n/a
Office Supplies	10,251	6,573	2,281	2,918	4,389	5,500	6,064	5,051	15%
Postage	-	91	-	605	-	-	-	3,320	n/a
Operating Supplies	1,132	539	84	8,618	1,129	-	-	-	-100%
Advertising & Printing	16,875	8,669	8,325	1,139	4,064	6,000	6,550	5,720	41%
Professional Development	11,667	4,454	2,794	738	1,577	6,200	6,600	2,524	60%
Dues & Subscriptions	-	598	894	655	1,198	5,000	5,240	2,784	132%
Contractual Services: Prop Maint.	-	-	-	-	2,108	12,500	12,500	6,286	198%
Contractual Services	70,022	70,643	52,502	33,474	88,813	257,500	281,041	213,760	141%
Legal Services - Zoning Hearing Board	-	10,000	10,000	10,000	15,294	20,000	24,706	15,280	0%
Fire Marshal	-	-	-	-	14,252	5,500	5,500	-	n/a
UCC Act 45 Transfer	-	-	-	-	14,252	8,000	8,000	2,001	-86%
Minor Office Equipment	1,148	2,565	1,559	-	1,354	3,350	3,717	1,381	2%
Gas, Oil & Lubricants	5,228	5,470	5,510	2,195	2,062	4,000	4,000	2,642	28%
Tires, Batteries & Accessories	1,014	1,695	60	588	333	1,500	1,500	906	172%
Repair Parts	5,122	1,874	1,143	645	1,443	2,000	3,144	1,002	-31%
Contracted Maint. & Repair	702	733	546	523	153	1,000	1,200	468	205%
TOTAL COMMUNITY DEVELOPMENT	\$ 705,411	\$ 679,649	\$ 441,325	\$ 643,790	\$ 813,332	\$ 1,076,817	\$ 1,112,508	\$ 979,585	
\$ Δ	\$ 67,574	\$ (25,763)	\$ (238,324)	\$ 202,465	\$ 169,541	\$ 263,485	\$ 299,176	\$ 166,253	
% Δ	11%	-4%	-35%	46%	26%	32%	37%	20%	

Radnor Township, PA
General Fund (#01) Budget Worksheet

Account Description	Actual	Actual	Actual	Actual	Actual	BOC Original Budget	BOC Amended Budget	Full Year Forecast	
	2008	2009	2010	2011	2012	2013	2013	2013	%Δ
POLICE									
Salaries	3,750,394	4,094,496	3,898,517	3,629,691	3,768,240	3,723,682	3,723,682	3,758,046	0%
PT Meter Enforcement Salaries	-	-	-	-	3,505	60,926	60,926	33,181	847%
Overtime	46,103	52,569	60,427	109,207	171,702	145,000	145,000	163,850	-5%
Longevity	310,038	365,203	339,890	342,640	315,737	325,265	325,265	356,999	13%
Sick Pay Bonus	-	-	-	280	525	245	245	525	0%
Medical Exp. Reimbursements	-	-	-	3,800	3,500	3,600	3,600	3,200	-9%
Extra Duty	254,770	158,626	172,475	218,997	228,735	197,998	197,998	196,297	-14%
Court Time	2,718	3,114	3,481	5,438	7,229	6,949	6,949	9,562	32%
Crossing Guard	-	76,862	73,738	70,298	68,209	81,000	81,000	78,310	15%
Social Security Taxes	-	-	-	328,345	335,091	320,217	320,217	333,476	0%
Workers' Compensation	-	-	-	180,863	189,483	180,604	225,739	193,728	2%
Unemployment	-	-	-	-	-	-	-	-	n/a
Pension Allocation	-	-	-	888,981	913,748	1,138,971	1,138,971	1,138,971	25%
Medical Insurance Premiums	-	-	-	1,024,579	971,498	1,062,870	1,062,870	1,060,670	9%
Group, Life & Disability Insurance	-	-	-	31,168	25,922	50,928	50,928	33,128	28%
OPEB Allocation	-	-	-	-	-	-	-	90,000	n/a
Communications	-	8,719	10,784	8,312	11,755	17,500	20,939	11,483	-2%
Uniforms	31,092	19,190	20,102	14,190	67,049	80,000	87,631	70,067	5%
Office Supplies	19,659	11,324	5,898	8,901	6,498	10,100	10,100	2,365	-64%
Emergency Management Materials	-	-	-	-	-	18,999	18,999	413	n/a
Postage	-	120	-	-	47	-	-	2,543	5270%
Operating Supplies	55,585	38,787	24,392	32,288	43,227	42,600	42,600	38,969	-10%
Training Supplies	-	-	492	-	452	2,500	2,500	-	-100%
Rentals	-	-	-	-	-	-	-	-	n/a
Professional Development	17,539	7,356	8,645	13,948	6,132	15,000	15,000	10,972	79%
Dues & Subscriptions	-	-	1,100	178	1,530	2,200	2,200	2,523	65%
Contractual Services	63,422	31,846	32,909	41,074	40,770	43,000	47,289	62,497	53%
Legal Services - General	-	-	-	-	13,978	16,000	16,000	15,518	11%
Contractual Services - Animal Control	-	-	-	-	2,912	2,500	2,836	4,468	53%
P.A.L. Programming	-	-	-	-	212	-	2,458	2,349	1009%
Minor Office Equipment	10,440	12,130	8,405	10,480	9,287	3,800	4,000	1,263	-86%
Maint. & Repair: Parking Meters	2,645	6,566	22,144	2,329	2,150	3,600	3,600	2,524	17%
Maint. & Repair: Comm. Equip.	6,609	3,103	5,551	2,173	794	3,950	3,950	1,578	99%
Gas, Oil & Lubricants	107,138	83,899	83,965	99,950	95,530	115,000	115,000	95,329	0%
Tires, Batteries & Accessories	10,109	8,945	7,005	8,344	6,318	10,000	10,546	5,742	-9%
Repair Parts	20,987	17,108	16,387	15,711	20,066	18,000	20,637	18,153	-10%
Contracted Maint. & Repairs	25,928	14,281	12,590	11,102	7,459	9,196	9,696	(5,479)	-173%
TOTAL POLICE	\$ 4,735,176	\$ 5,014,243	\$ 4,808,896	\$ 7,103,264	\$ 7,339,290	\$ 7,712,199	\$ 7,779,370	\$ 7,793,217	
\$ Δ	\$ 115,072	\$ 279,067	\$ (205,347)	\$ 2,294,368	\$ 236,026	\$ 372,909	\$ 440,080	\$ 453,927	
% Δ	2%	6%	-4%	48%	3%	5%	6%	6%	
FIRE									
Radnor Fire: Insurance (Liability & WC)	-	-	-	25,323	47,117	35,000	46,372	57,738	23%
Radnor Fire: Rentals (Hydrant Water)	138,951	138,929	139,203	139,307	139,579	149,350	149,350	141,952	2%
VMSC Contributions (Capital & Ops)	-	-	-	10,000	-	-	-	-	n/a
Bryn Mawr Fire Co. Contrib. (Operations)	43,824	43,824	43,824	39,442	50,000	51,250	51,250	51,251	3%
Broomall Fire Co. Contrib. (Operations)	4,991	4,991	4,991	4,992	6,330	6,500	6,500	6,500	3%
Radnor Fire: Contrib. (Capital and Ops)	115,207	115,207	115,207	264,170	290,000	92,700	92,700	92,700	-68%
Volunteer Fire Relief Aid (State)	-	-	-	609,828	344,612	350,000	350,000	350,000	2%
Radnor Fire: Gas, Oil & Lubricants	-	-	-	29,542	24,804	28,700	28,700	28,407	15%
TOTAL FIRE	\$ 302,973	\$ 302,951	\$ 303,225	\$ 1,122,604	\$ 902,443	\$ 713,500	\$ 724,872	\$ 728,548	
\$ Δ	\$ 29,377	\$ (23)	\$ 275	\$ 819,379	\$ (220,162)	\$ (188,943)	\$ (177,570)	\$ (173,895)	
% Δ	11%	0%	0%	270%	-20%	-21%	-20%	-19%	

Radnor Township, PA
General Fund (#01) Budget Worksheet

Account Description	Actual	Actual	Actual	Actual	Actual	BOC Original Budget	BOC Amended Budget	Full Year Forecast	
	2008	2009	2010	2011	2012	2013	2013	2013	%Δ
EMERGENCY MANAGEMENT									
Salaries - Regular	-	-	-	20,186	40,307	-	-	-	-100%
Salaries - Overtime	-	-	-	36,838	38,174	-	-	-	-100%
Sick Pay Bonus	-	-	-	-	-	-	-	-	n/a
Medical Exp. Reimbursements	-	-	-	-	-	-	-	-	n/a
Social Security Taxes	-	-	-	4,188	5,455	-	-	-	-100%
Workers' Compensation	-	-	-	-	-	-	-	-	n/a
Unemployment	-	-	-	-	-	-	-	-	n/a
Pension Allocation	-	-	-	-	-	-	-	-	n/a
Medical Insurance Premiums	-	-	-	-	-	-	-	-	n/a
Group, Life & Disability Insurance	-	-	-	-	-	-	-	-	n/a
Operating Supplies	-	-	-	1,056	2,120	-	35	-	-100%
Contractual Services	-	-	-	37,611	40,225	-	4,500	4,100	-90%
Legal Services - Special	-	-	-	-	-	-	-	-	n/a
Minor Equipment	-	-	-	950	-	-	-	-	n/a
Gas, Oil, Lubricants	-	-	-	-	-	-	-	-	n/a
Tires, Batteries & Acc.	-	-	-	574	-	-	-	-	n/a
Repair Parts	-	-	-	727	-	-	-	-	n/a
Contracted Maint. & Repairs	-	-	-	-	4,763	-	-	-	-100%
TOTAL EMERGENCY MANAGEMEN	\$ -	\$ -	\$ -	\$ 102,130	\$ 131,043	\$ -	\$ 4,535	\$ 4,100	
\$ Δ	\$ -	\$ -	\$ -	\$ 102,130	\$ 28,913	\$ (131,043)	\$ (126,507)	\$ (126,943)	
% Δ	n/a	n/a	n/a	n/a	28%	-100%	-97%	-97%	
BUILDING & GROUNDS									
Salaries	93,840	122,256	104,428	56,085	109,774	80,668	80,668	87,001	-21%
Overtime	-	-	214	285	1,561	420	420	1,317	-16%
Longevity	4,731	5,652	3,740	863	3,804	2,563	2,563	2,563	-33%
Sick Pay Bonus	-	-	-	-	434	35	35	385	-11%
Medical Exp. Reimbursements	-	-	-	100	150	110	110	110	-27%
Social Security Taxes	-	-	-	4,124	8,415	6,334	6,334	6,677	-21%
Workers' Compensation	-	-	-	2,570	5,831	4,002	5,391	4,257	-27%
Unemployment	-	-	-	-	-	-	-	-	n/a
Pension Allocation	-	-	-	12,173	25,484	17,722	17,722	17,722	-30%
Medical Insurance Premiums	-	-	-	28,719	45,042	49,503	49,503	48,729	8%
Group, Life & Disability Insurance	-	-	-	938	996	1,452	1,452	1,556	56%
Utilities	153,838	160,785	164,634	161,985	140,681	160,000	160,000	141,956	1%
Communications	61,992	58,396	63,131	60,496	49,581	55,000	57,123	48,386	-2%
Operating Supplies	21,021	14,099	14,662	11,308	2,474	10,000	10,300	5,683	130%
Contractual Services	69,174	66,802	34,900	39,067	30,838	40,000	43,213	39,877	29%
Minor Office Equipment	4,678	3,770	345	2,944	119	2,600	2,610	1,728	1348%
Maint. & Repair: Township Hall Bldg.	37,050	62,988	54,904	34,941	58,545	65,000	75,263	57,394	-2%
TOTAL BUILDING & GROUNDS	\$ 446,324	\$ 494,748	\$ 440,958	\$ 416,597	\$ 483,728	\$ 495,410	\$ 512,708	\$ 465,340	
\$ Δ	\$ (1,802)	\$ 48,424	\$ (53,790)	\$ (24,360)	\$ 67,131	\$ 11,682	\$ 28,980	\$ (18,388)	
% Δ	0%	11%	-11%	-6%	16%	2%	6%	-4%	

Radnor Township, PA
General Fund (#01) Budget Worksheet

Account Description	Actual	Actual	Actual	Actual	Actual	BOC Original Budget	BOC Amended Budget	Full Year Forecast	
	2008	2009	2010	2011	2012	2013	2013	2013	%Δ
SOLID WASTE									
Salaries	1,635,432	1,611,231	1,364,435	1,329,818	1,290,166	1,255,987	1,255,987	1,164,208	-10%
Seasonal Wages	-	-	-	-	42,895	102,000	102,000	107,183	150%
Overtime	14,136	3,581	4,459	5,657	5,947	5,000	5,000	1,412	-76%
Longevity	40,925	45,240	46,887	47,707	41,271	41,565	41,565	40,539	-2%
Sick Pay Bonus	-	-	-	4,690	3,857	4,085	4,085	2,170	-44%
Medical Exp. Reimbursements	-	-	-	2,000	1,800	2,000	2,000	1,500	-17%
Social Security Taxes	-	-	-	102,972	100,093	106,678	106,678	96,432	-4%
Workers' Compensation	-	-	-	64,192	63,838	59,450	74,657	63,342	-1%
Unemployment	-	-	-	-	-	-	-	-	n/a
Pension Allocation	-	-	-	309,703	293,186	264,447	264,447	264,447	-10%
Medical Insurance Premiums	-	-	-	501,037	427,847	424,689	424,689	414,399	-3%
Group, Life & Disability Insurance	-	-	-	19,655	19,455	26,253	26,253	22,302	15%
Uniforms	-	1,112	600	987	-	900	900	108	n/a
Postage	-	-	-	-	-	-	-	-	n/a
Operating Supplies	18,537	12,425	11,854	7,499	11,899	11,500	14,218	10,253	-14%
Disposal Fees	20,001	188,423	203,188	190,157	192,737	240,000	240,000	242,173	26%
Contractual Services	-	-	-	-	-	-	-	-	n/a
Gas, Oil & Lubricants	179,308	72,868	83,720	104,900	98,525	105,000	105,000	112,185	14%
Tires, Batteries & Accessories	22,915	20,963	26,864	25,698	28,797	26,000	28,400	28,095	-2%
Repair Parts	22,096	27,185	25,168	32,169	28,454	37,721	44,084	31,935	12%
Contracted Maint. & Repairs	9,750	59,233	16,535	13,997	39,507	40,000	41,066	27,188	-31%
TOTAL SOLID WASTE	\$ 1,963,101	\$ 2,042,261	\$ 1,783,711	\$ 2,762,837	\$ 2,690,275	\$ 2,753,275	\$ 2,781,028	\$ 2,629,870	
\$ Δ	\$ 29,663	\$ 79,160	\$ (258,550)	\$ 979,126	\$ (72,562)	\$ 63,000	\$ 90,753	\$ (60,405)	
% Δ	2%	4%	-13%	55%	-3%	2%	3%	-2%	
ENGINEERING									
Salaries	169,376	215,296	228,866	253,136	151,857	157,248	157,248	158,235	4%
Overtime	-	-	1,245	2,580	3,854	6,009	6,009	9,377	143%
Longevity	5,422	7,507	9,273	7,550	5,638	5,531	5,531	5,716	1%
Sick Pay Bonus	-	-	-	420	140	140	140	210	50%
Medical Exp. Reimbursements	-	-	-	100	200	200	200	200	0%
Social Security Taxes	-	-	-	19,018	11,639	12,323	12,323	12,546	8%
Workers' Compensation	-	-	-	8,863	5,975	5,292	6,715	5,629	-6%
Unemployment	-	-	-	-	-	-	-	-	n/a
Pension Allocation	-	-	-	28,341	35,533	34,976	34,976	34,976	-2%
Medical Insurance Premiums	-	-	-	56,615	52,878	55,229	55,229	47,056	-11%
Group, Life & Disability Insurance	-	-	-	1,426	1,689	2,421	2,421	1,967	16%
Communications	-	-	-	-	137	300	300	-	-100%
Office Supplies	4,946	2,537	618	1,066	1,265	1,000	1,000	1,381	9%
Postage	-	46	-	-	-	-	-	522	n/a
Professional Development	2,821	921	899	279	510	700	700	625	23%
Dues & Subscriptions	-	85	411	170	150	300	300	224	49%
Contractual Services: Retainer	788	3,346	(3,073)	184,050	42,946	40,000	40,000	37,574	-13%
Contractual Services: Special Proj.	-	-	-	-	96,929	90,000	91,573	58,190	-40%
Contractual Services: Reimbursable	-	-	-	-	198,224	40,000	40,000	287,313	45%
Minor Office Equipment	-	239	-	-	1,812	500	500	306	-83%
Gasoline, Oil, Lubricants	-	-	-	2,252	2,446	3,000	3,000	2,314	-5%
Tires, Batteries & Accessories	-	-	-	-	-	-	-	-	n/a
Repair Parts	-	-	-	-	-	-	-	-	n/a
TOTAL ENGINEERING	\$ 183,352	\$ 229,977	\$ 238,239	\$ 565,864	\$ 613,823	\$ 455,169	\$ 458,165	\$ 664,359	
\$ Δ	\$ (75,618)	\$ 46,625	\$ 8,262	\$ 327,625	\$ 47,959	\$ (158,654)	\$ (155,658)	\$ 50,536	
% Δ	-29%	25%	4%	138%	8%	-26%	-25%	8%	

Radnor Township, PA
General Fund (#01) Budget Worksheet

Account Description	Actual	Actual	Actual	Actual	Actual	BOC Original Budget	BOC Amended Budget	Full Year Forecast	
	2008	2009	2010	2011	2012	2013	2013	2013	%Δ
PUBLIC WORKS DEPARTMENT									
Salaries	984,092	978,625	946,285	995,243	897,602	954,267	954,267	870,587	-3%
Seasonal Wages	-	-	-	-	-	-	-	-	n/a
Overtime	103,132	151,069	157,204	122,608	74,369	110,000	110,000	158,448	113%
Longevity	38,132	41,038	43,106	39,459	41,139	43,219	43,219	41,428	1%
Sick Pay Bonus	-	-	-	1,750	875	1,887	1,887	560	-36%
Medical Exp. Reimbursements	-	-	-	1,300	1,440	1,430	1,430	1,430	-1%
Social Security Taxes	-	-	-	85,140	73,608	90,149	90,149	80,564	9%
Workers' Compensation	-	-	-	54,180	45,527	45,574	56,419	48,473	6%
Unemployment	-	-	-	-	-	-	-	-	n/a
Pension Allocation	-	-	-	210,528	206,068	219,614	219,614	219,614	7%
Medical Insurance Premiums	-	-	-	398,462	363,562	385,140	385,140	362,103	0%
Group, Life & Disability Insurance	-	-	-	11,080	15,995	18,454	18,454	17,917	12%
Communications	-	-	-	-	4,827	3,400	3,400	5,134	6%
Highway: Uniforms	8,322	(19)	345	3,589	2,433	3,000	3,000	2,764	14%
Highway: Office Supplies	3,366	2,871	886	599	239	700	700	420	76%
Highway: Postage	-	2,289	5,000	-	-	-	-	320	n/a
Highway: Operating Supplies	27,239	16,994	11,871	22,698	14,972	15,800	18,677	16,398	10%
Highway: Rentals	-	-	-	-	-	600	600	150	n/a
Highway: Professional Development	2,149	242	-	25	352	1,500	1,500	697	98%
Highway: Dues & Subscriptions	-	139	156	70	755	300	300	263	-65%
Highway: Contractual Services	18,015	23,921	11,815	6,208	3,159	3,000	3,000	3,273	4%
Highway: Contractual Svcs: Storm Sewer	-	-	-	-	115,560	-	63,602	210,837	82%
Highway: Minor Office Equipment	-	-	-	-	274	1,500	1,720	1,547	464%
Highway: Maint. & Repairs: Mach. & Equip	23,139	29,903	35,919	14,787	9,848	22,000	24,990	15,331	56%
Highway: Maint. & Repairs: Comm. Equip	4,024	3,124	3,146	4,042	398	3,000	3,000	1,082	172%
Highway: Gas, Oil & Lubricants	53,629	65,559	76,044	69,368	56,533	66,500	66,500	71,936	27%
Highway: Tires, Batteries & Accessories	11,003	21,313	10,985	12,249	16,888	24,000	26,702	24,656	46%
Highway: Repair Parts	22,193	27,532	33,039	39,291	49,687	40,000	54,560	31,992	-36%
Highway: Contracted Maint. & Repairs	3,960	4,942	6,435	3,142	19,668	5,800	9,000	18,331	-7%
Highway: MIER-Machinery & Equip.	-	-	-	-	-	-	-	-	n/a
Street Cleaning: Contractual Services	14,025	9,750	15,250	3,937	2,990	10,000	14,000	6,530	118%
Snow & Ice: Operating Supplies	109,152	161,502	98,102	121,893	59,104	90,000	90,000	89,679	52%
Snow & Ice: Contractual Services	-	7,800	11,440	6,265	75	9,000	9,000	2,932	3809%
Snow & Ice: Maint. & Repair	4,058	4,833	2,602	13,610	4,628	7,000	7,000	3,080	-33%
Traffic Signal: Lighting	13,139	14,328	15,142	15,301	13,687	16,000	16,000	13,917	2%
Traffic Signal: Operating Supplies	24,664	15,007	16,799	26,840	54,586	21,500	42,240	22,431	-59%
Traffic Signal: Maint. & Repair	40,011	20,949	14,983	27,765	92,300	38,000	70,282	36,671	-60%
Street Lighting	177,587	164,562	186,209	206,072	210,223	210,000	210,000	178,525	-15%
Street Lighting: Maint. & Repairs	33,035	48,428	39,071	34,458	40,171	36,000	41,748	54,755	36%
Curb & Sidewalks: Operating Supplies	7,171	6,448	-	2,358	3,228	4,000	6,139	9,205	185%
Drainage: Operating Supplies	11,654	11,439	-	5,604	6,629	6,000	9,089	6,593	-1%
Road Maintenance: Operating Supplies	15,156	4,404	-	8,406	10,514	12,000	12,000	6,175	-41%
Road Maintenance: Rentals	-	-	-	-	-	-	-	-	n/a
Road Maintenance: Contractual Services	3,600	-	-	-	-	6,000	6,000	4,400	n/a
TOTAL PUBLIC WORKS	\$ 1,755,648	\$ 1,838,991	\$ 1,741,834	\$ 2,568,326	\$ 2,513,914	\$ 2,526,336	\$ 2,695,331	\$ 2,641,147	
\$ Δ	\$ (380,891)	\$ 83,343	\$ (97,157)	\$ 826,492	\$ (54,412)	\$ 12,422	\$ 181,417	\$ 127,233	
% Δ	-18%	5%	-5%	47%	-2%	0%	7%	5%	

Radnor Township, PA
General Fund (#01) Budget Worksheet

Account Description	Actual	Actual	Actual	Actual	Actual	BOC Original Budget	BOC Amended Budget	Full Year Forecast	
	2008	2009	2010	2011	2012	2013	2013	2013	%Δ
TOOLS & MACHINERY									
Salaries	223,250	197,943	187,262	186,760	200,240	206,412	206,412	207,415	4%
Overtime	1,772	1,448	339	360	180	460	460	661	268%
Longevity	-	-	-	3,000	3,688	4,213	4,213	4,082	11%
Sick Pay Bonus	-	-	-	945	945	595	595	560	-41%
Medical Exp. Reimbursements	-	-	-	100	200	300	300	200	0%
Social Security Taxes	-	-	-	14,397	14,831	16,207	16,207	15,671	6%
Workers' Compensation	-	-	-	8,429	10,430	10,568	13,052	11,240	8%
Unemployment	-	-	-	-	-	-	-	-	n/a
Pension Allocation	-	-	-	42,258	45,965	45,178	45,178	45,178	-2%
Medical Insurance Premiums	-	-	-	48,754	51,393	54,464	54,464	59,035	15%
Group, Life & Disability Insurance	-	-	-	1,993	2,101	3,014	3,014	2,325	11%
Communications	-	-	-	-	306	300	300	395	29%
Uniforms	-	7,509	4,502	5,185	5,215	5,300	5,591	5,471	5%
Operating Supplies	20,635	16,797	15,345	11,508	12,055	14,000	15,965	11,898	-1%
Gas, Oil, Lubricants	-	-	-	2,943	5,047	3,500	3,500	3,951	-22%
TOTAL TOOLS & MACHINERY	\$ 245,657	\$ 223,697	\$ 207,448	\$ 326,633	\$ 352,595	\$ 364,511	\$ 369,251	\$ 368,082	
\$ Δ	\$ (192,156)	\$ (21,960)	\$ (16,249)	\$ 119,185	\$ 25,962	\$ 11,916	\$ 16,656	\$ 15,487	
% Δ	-44%	-9%	-7%	57%	8%	3%	5%	4%	
RECREATIONAL PROGRAMMING ADMINISTRATION									
Salaries	235,082	220,240	205,275	188,721	242,375	234,017	234,017	215,319	-11%
Part-Time Wages	-	-	-	-	-	25,000	25,000	16,479	n/a
Overtime	-	-	2,818	2,037	620	1,000	1,000	1,006	62%
Longevity	4,854	5,379	4,998	3,813	3,213	3,388	3,388	3,344	4%
Sick Pay Bonus	-	-	-	140	-	70	70	70	n/a
Medical Exp. Reimbursements	-	-	-	100	200	200	200	200	0%
Social Security Taxes	-	-	-	13,576	17,634	20,052	20,052	16,647	-6%
Workers' Compensation	-	-	-	1,940	2,751	4,444	5,099	4,727	72%
Unemployment	-	-	-	-	-	-	-	-	n/a
Pension Allocation	-	-	-	44,867	49,210	49,464	49,464	49,464	1%
Medical Insurance Premiums	-	-	-	22,489	31,437	33,333	33,333	43,430	38%
Group, Life & Disability Insurance	-	-	-	2,111	2,339	2,495	2,495	2,334	0%
Office Supplies	5,076	3,352	706	1,550	1,554	2,500	2,500	2,324	50%
Postage	-	40	-	-	43	2,000	2,000	563	1223%
Professional Development	3,590	2,820	213	-	25	1,000	1,000	582	2227%
Dues & Subscriptions	-	295	140	308	-	500	500	616	n/a
Minor Equipment	-	-	-	-	-	-	-	109	n/a
Gas, Oil & Lubricants	4,002	3,077	3,108	200	670	900	900	646	-4%
Tires, Batteries & Accessories	-	-	-	-	-	-	-	-	n/a
Repair Parts	-	1,603	-	-	369	-	600	636	72%
Contracted Maint. & Repairs	35	90	-	-	-	-	-	-	n/a
TOTAL RECREATIONAL PROGRAM	\$ 252,639	\$ 236,897	\$ 217,259	\$ 281,852	\$ 352,439	\$ 380,364	\$ 381,619	\$ 358,495	
\$ Δ	\$ (33,536)	\$ (15,742)	\$ (19,638)	\$ 64,593	\$ 70,587	\$ 27,925	\$ 29,180	\$ 6,056	
% Δ	-12%	-6%	-8%	30%	25%	8%	8%	2%	

Radnor Township, PA
General Fund (#01) Budget Worksheet

Account Description	Actual	Actual	Actual	Actual	Actual	BOC Original Budget	BOC Amended Budget	Full Year Forecast	
	2008	2009	2010	2011	2012	2013	2013	2013	%Δ
PARKS MAINTENANCE									
Salaries	866,858	925,060	911,558	862,703	816,028	843,831	843,831	845,366	4%
Seasonal Wages	-	-	-	-	-	-	-	-	n/a
Overtime	7,108	5,592	4,172	3,334	8,969	460	460	5,919	-34%
Longevity	16,596	18,275	20,700	22,163	23,067	24,067	24,067	23,550	2%
Sick Pay Bonus	-	-	-	2,975	2,268	2,632	2,632	1,197	-47%
Medical Exp. Reimbursements	-	-	-	1,000	1,130	1,330	1,330	1,090	-4%
Social Security Taxes	-	-	-	64,974	61,108	67,096	67,096	64,842	6%
Workers' Compensation	-	-	-	44,561	42,788	41,349	51,541	43,979	3%
Unemployment	-	-	-	-	-	-	-	-	n/a
Pension Allocation	-	-	-	215,309	195,450	185,274	185,274	185,274	-5%
Medical Insurance Premiums	-	-	-	244,282	274,273	283,927	283,927	304,929	11%
Group, Life & Disability Insurance	-	-	-	11,796	11,873	17,315	17,315	15,431	30%
Utilities	42,292	47,192	49,327	45,883	32,584	35,000	35,204	37,603	15%
Communications	-	833	787	794	832	1,500	1,500	2,005	141%
Uniforms	-	496	423	807	-	1,000	1,000	249	n/a
Operating Supplies	107,300	97,467	95,859	76,055	51,729	54,000	58,701	50,057	-3%
Professional Development	1,293	510	755	760	680	4,000	4,000	2,844	318%
Dues & Subscriptions	-	100	-	35	60	460	460	35	-42%
Contractual Services	34,784	19,826	22,456	10,540	11,236	19,000	19,000	9,596	-15%
Minor Equipment	-	-	-	-	-	-	-	-	n/a
Maint. & Repairs: Bldgs & Fixtures	12,519	6,603	3,962	6,755	18,240	17,200	21,706	12,726	-30%
Maint. & Repairs: Mach. & Equip.	20,350	26,762	21,876	23,999	14,261	18,000	27,158	12,720	-11%
Gas, Oil & Lubricants	13,341	13,514	12,892	42,477	36,261	40,000	40,000	39,815	10%
Tires, Batteries & Accessories	2,107	4,676	4,278	5,531	8,372	5,400	7,395	3,072	-63%
Repair Parts	13,756	18,059	17,159	12,420	16,377	15,300	18,060	9,848	-40%
Contracted Maint. & Repairs	4,648	17,511	16,551	736	14,113	13,000	14,065	3,860	-73%
Mier-Machinery & Equipment	4,027	3,915	3,709	2,068	299	2,500	2,500	4,122	1278%
TOTAL PARKS MAINTENANCE	\$ 1,146,980	\$ 1,206,390	\$ 1,186,466	\$ 1,701,955	\$ 1,641,997	\$ 1,693,642	\$ 1,728,223	\$ 1,680,127	
\$ Δ	\$ 14,043	\$ 59,410	\$ (19,924)	\$ 515,489	\$ (59,958)	\$ 51,645	\$ 86,226	\$ 38,130	
% Δ	1%	5%	-2%	43%	-4%	3%	5%	2%	
SHADE TREES									
Operating Supplies	23,102	13,057	8,988	33,687	34,165	5,000	5,000	-	-100%
Trees: Chanticleer Tree Program	-	-	2,985	2,625	2,950	2,950	12,360	9,410	219%
Contractual Services	-	-	-	-	-	34,000	34,000	94,359	n/a
TOTAL SHADE TREES	\$ 23,102	\$ 13,057	\$ 11,973	\$ 36,312	\$ 37,115	\$ 41,950	\$ 51,360	\$ 103,768	
\$ Δ	\$ 8,064	\$ (10,045)	\$ (1,084)	\$ 24,339	\$ 803	\$ 4,835	\$ 14,245	\$ 66,653	
% Δ	54%	-43%	-8%	203%	2%	13%	38%	180%	

Radnor Township, PA
General Fund (#01) Budget Worksheet

Account Description	Actual	Actual	Actual	Actual	Actual	BOC Original Budget	BOC Amended Budget	Full Year Forecast	
	2008	2009	2010	2011	2012	2013	2013	2013	%Δ
RECREATION PROGRAMS									
Salaries: Part-Time	122,536	107,839	96,978	73,148	70,532	84,600	84,600	65,467	-7%
Sick Pay Bonus	-	-	-	-	-	-	-	-	n/a
Medical Exp. Reimbursements	-	-	-	-	-	-	-	-	n/a
Social Security Taxes	-	-	-	5,482	5,183	6,473	6,473	4,774	-8%
Workers' Compensation	-	-	-	5,622	4,061	548	1,515	583	-86%
Unemployment	-	-	-	-	-	-	-	-	n/a
Pension Allocation	-	-	-	-	-	-	-	-	n/a
Medical Insurance Premiums	-	-	-	-	-	-	-	-	n/a
Group, Life & Disability Insurance	-	-	-	-	-	-	-	-	n/a
Recreation Supplies	50,799	53,379	17,276	14,251	21,087	38,780	44,575	29,755	41%
Rentals	29,951	15,114	41,816	36,515	72,954	121,195	121,544	149,200	105%
Contractual Services	219,124	190,200	199,817	190,926	161,968	194,995	201,664	214,770	33%
TOTAL RECREATION PROGRAMS	\$ 422,409	\$ 366,532	\$ 355,887	\$ 325,945	\$ 335,785	\$ 446,591	\$ 460,371	\$ 464,549	
\$ Δ	\$ 12,265	\$ (55,877)	\$ (10,645)	\$ (29,943)	\$ 9,840	\$ 110,806	\$ 124,586	\$ 128,764	
% Δ	3%	-13%	-3%	-8%	3%	33%	37%	38%	
SULPIZIO GYM									
Salaries	-	10,150	-	-	-	-	-	-	n/a
Sick Pay Bonus	-	-	-	-	-	-	-	-	n/a
Medical Exp. Reimbursements	-	-	-	-	-	-	-	-	n/a
Social Security Taxes	-	-	-	-	-	-	-	-	n/a
Workers' Compensation	-	-	-	-	-	-	-	-	n/a
Unemployment	-	-	-	-	-	-	-	-	n/a
Pension Allocation	-	-	-	-	-	-	-	-	n/a
Medical Insurance Premiums	-	-	-	-	-	-	-	-	n/a
Group, Life & Disability Insurance	-	-	-	-	-	-	-	-	n/a
Utilities	-	23,878	22,468	14,894	20,453	27,600	27,600	12,779	-38%
Communications	-	1,905	2,100	2,125	732	2,200	2,280	946	29%
Office Supplies	-	38	336	-	-	-	-	-	n/a
Operating Supplies	-	499	1,526	4,598	273	4,500	4,500	1,370	402%
Contractual Services	212	28,330	48,675	30,348	9,045	37,000	37,000	10,858	20%
Maint. & Repair: Bldgs & Fixtures	-	130	4,139	1,935	5,325	5,000	5,762	8,150	53%
Maint. & Repair: Mach & Equip.	-	-	-	-	530	3,000	3,000	859	62%
TOTAL SULPIZIO GYM	\$ 212	\$ 64,931	\$ 79,245	\$ 53,900	\$ 36,357	\$ 79,300	\$ 80,141	\$ 34,961	
\$ Δ	\$ 212	\$ 64,719	\$ 14,314	\$ (25,345)	\$ (17,543)	\$ 42,943	\$ 43,784	\$ (1,396)	
% Δ	n/a	30497%	22%	-32%	-33%	118%	120%	-4%	

Radnor Township, PA
General Fund (#01) Budget Worksheet

Account Description	Actual	Actual	Actual	Actual	Actual	BOC Original Budget	BOC Amended Budget	Full Year Forecast	
	2008	2009	2010	2011	2012	2013	2013	2013	%Δ
LIBRARY									
Contributions	815,650	815,650	815,650	733,650	815,650	836,040	836,040	836,040	2%
Maint. & Repair: Buildings & Fixtures	-	-	-	19,647	2,793	10,750	11,050	11,050	296%
TOTAL LIBRARY	\$ 815,650	\$ 815,650	\$ 815,650	\$ 753,297	\$ 818,443	\$ 846,790	\$ 847,090	\$ 847,090	
\$ Δ	\$ 23,757	\$ -	\$ -	\$ (62,353)	\$ 65,146	\$ 28,347	\$ 28,647	\$ 28,647	
% Δ	3%	0%	0%	-8%	9%	3%	4%	4%	
COMMUNITY ORGANIZATION CONTRIBUTIONS									
Contributions to Studio 21	70,019	70,019	70,019	70,019	70,635	70,635	70,635	53,817	-24%
R.E.C.T. Contributions	-	18,058	41,648	-	-	-	-	-	n/a
Wayne Art Center	14,853	14,853	14,853	12,853	14,853	15,224	15,224	15,224	2%
Surry Services	43,881	43,881	43,881	37,881	43,881	44,977	44,977	44,977	2%
Wayne Senior Services	110,351	110,351	110,576	99,576	110,576	113,340	113,340	113,340	2%
Parades	8,000	8,000	4,000	10,000	-	8,000	8,000	8,000	n/a
United Way	500	-	-	-	-	-	-	-	n/a
TOTAL COMMUNITY ORGANIZATI	\$ 247,604	\$ 265,162	\$ 284,977	\$ 230,329	\$ 239,945	\$ 252,176	\$ 252,176	\$ 235,358	
\$ Δ	\$ 10,736	\$ 17,558	\$ 19,815	\$ (54,648)	\$ 9,616	\$ 12,231	\$ 12,231	\$ (4,587)	
% Δ	5%	7%	7%	-19%	4%	5%	5%	-2%	
EMPLOYEE BENEFIT COST CENTER (no longer used)									
Social Security Taxes	771,527	793,295	735,374	-	-	-	-	-	n/a
Retired Employee Pension	-	-	-	-	-	-	-	-	n/a
Sick Pay Bonus	14,035	19,311	13,860	-	-	-	-	-	n/a
TOTAL EMPLOYEE BENEFIT COST (\$ 785,562	\$ 812,607	\$ 749,234	\$ -	\$ -	\$ -	\$ -	\$ -	
\$ Δ	\$ (50,243)	\$ 27,044	\$ (63,373)	\$ (749,234)	\$ -	\$ -	\$ -	\$ -	
% Δ	-6%	3%	-8%	-100%	n/a	n/a	n/a	n/a	
RETIREE AND LIABILITY INSURANCES									
Workers' Compensation	377,025	371,603	371,894	2,711	-	-	-	-	n/a
Liability, Auto, Prop, Etc Insurance	327,035	297,627	270,681	267,167	326,848	309,969	454,026	388,939	19%
Unemployment	6,076	91,796	51,060	117,716	53,304	50,000	52,381	41,273	-23%
Group Life & Disability	270,530	151,494	174,827	116,850	66,732	104,342	104,342	81,461	22%
Retiree Pension: Amort of UAAL	-	-	-	-	-	1,240,202	1,240,202	1,240,201	n/a
Health Benefits: Retirees	3,757,072	4,057,904	3,945,553	1,574,608	1,624,647	1,712,963	1,712,963	1,649,769	2%
TOTAL RETIREE AND LIABILITY IN	\$ 4,737,738	\$ 4,970,425	\$ 4,814,014	\$ 2,079,051	\$ 2,071,530	\$ 3,417,476	\$ 3,563,914	\$ 3,401,642	
\$ Δ	\$ 3,704,394	\$ 232,687	\$ (156,411)	\$ (2,734,962)	\$ (7,521)	\$ 1,345,946	\$ 1,492,384	\$ 1,330,112	
% Δ	358%	5%	-3%	-57%	0%	65%	72%	64%	
PRIOR YEAR REFUNDS									
Prior Year Refunds	6,197	-	15,355	-	-	-	-	-	n/a
TOTAL PRIOR YEAR REFUNDS	\$ 6,197	\$ -	\$ 15,355	\$ -	\$ -	\$ -	\$ -	\$ -	
\$ Δ	\$ (72,087)	\$ (6,197)	\$ 15,355	\$ (15,355)	\$ -	\$ -	\$ -	\$ -	
% Δ	-92%	-100%	n/a	-100%	n/a	n/a	n/a	n/a	

Radnor Township, PA
General Fund (#01) Budget Worksheet

Account Description	Actual	Actual	Actual	Actual	Actual	BOC Original Budget	BOC Amended Budget	Full Year Forecast	
	2008	2009	2010	2011	2012	2013	2013	2013	%Δ
DEBT SERVICE									
Tax Anticipation Note Interest	-	-	-	-	-	-	-	-	n/a
Tax Anticipation Note Principal	-	-	-	-	-	-	-	-	n/a
Service Charges	5,341	2,900	2,300	4,450	3,475	5,000	5,000	5,259	51%
Bond Interest	1,261,527	-	-	-	-	-	-	-	n/a
Bond Principal	1,508,925	-	-	-	-	-	-	-	n/a
DEBT SERVICE	\$ 2,775,793	\$ 2,900	\$ 2,300	\$ 4,450	\$ 3,475	\$ 5,000	\$ 5,000	\$ 5,259	
\$ Δ	\$ (1,655,507)	\$ (2,772,893)	\$ (600)	\$ 2,150	\$ (975)	\$ 1,525	\$ 1,525	\$ 1,784	
% Δ	-37%	-100%	-21%	93%	-22%	44%	44%	51%	
TRANSFER TO OTHER FUNDS									
Sewer Fund	415,778	-	-	-	-	-	-	-	n/a
Capital Improvement	150,000	175,000	200,000	225,000	250,000	275,000	275,000	275,000	10%
Capital Improvement (Prog. Funding)	-	25,000	-	-	-	-	-	-	n/a
Capital Improvement (Excess FB)	-	-	-	-	931,113	-	-	580,120	-38%
Police Pension	522,000	534,000	558,404	-	155,186	-	-	96,686	-38%
Storm Water Fund	-	-	-	-	248,000	-	-	-	-100%
Civilian Pension	772,800	758,475	683,340	-	155,186	-	-	96,686	-38%
\$8.0 BPT Settlement Fund	-	-	-	-	-	-	-	8,000,000	n/a
OPEB Liability	-	-	-	-	-	185,627	185,627	3,208,097	n/a
Educational Agency	80,000	-	-	-	-	-	-	-	n/a
Willows	-	90,000	87,000	49,203	60,824	-	-	-	-100%
Shade Tree Fund	-	-	-	-	-	-	-	-	n/a
Debt Service	-	-	3,232,757	3,389,605	3,061,465	3,048,479	3,048,479	3,048,479	0%
TRANSFER TO OTHER FUNDS	\$ 1,940,578	\$ 1,582,475	\$ 4,761,501	\$ 3,663,809	\$ 4,861,774	\$ 3,509,106	\$ 3,509,106	\$ 15,305,068	
\$ Δ	\$ (2,768,848)	\$ (358,103)	\$ 3,179,026	\$ (1,097,692)	\$ 1,197,965	\$ (1,352,668)	\$ (1,352,668)	\$ 10,443,294	
% Δ	-59%	-18%	201%	-23%	33%	-28%	-28%	215%	
GRAND TOTAL GENERAL FUND	\$ 24,772,510	\$ 23,054,715	\$ 24,762,891	\$ 26,895,898	\$ 28,509,375	\$ 29,008,739	\$ 29,626,410	\$ 40,992,769	
\$ Δ	\$ (1,644,891)	\$ (1,717,795)	\$ 1,708,176	\$ 2,133,007	\$ 1,613,477	\$ 499,364	\$ 1,117,035	\$ 12,483,394	
% Δ	-6%	-7%	7%	9%	6%	2%	4%	44%	
								\$ 31,492,769	
FUND BALANCE									
Beginning Fund Balance, January 1	\$ 4,330,371	\$ 6,642,695	\$ 3,356,424	\$ 5,275,480	\$ 7,002,813	\$ 8,096,582	\$ 8,096,582	\$ 8,096,582	16%
Revenues	26,747,817	19,964,490	26,566,958	28,482,908	29,734,086	29,008,739	29,008,739	40,733,772	37%
Expenditures	24,772,510	23,054,715	24,762,891	26,895,898	28,509,375	29,008,739	29,626,410	40,992,769	44%
Accrual / Misc Adjustments	337,017	(196,047)	114,989	140,323	(130,942)	-	-	-	
ENDING FUND BALANCE, December 31	\$ 6,642,695	\$ 3,356,424	\$ 5,275,480	\$ 7,002,813	\$ 8,096,582	\$ 8,096,582	\$ 7,478,911	\$ 7,837,585	-3%
Increase / (Decrease) In Fund Balance	\$ 2,312,324	\$ (3,286,272)	\$ 1,919,056	\$ 1,727,333	\$ 1,093,769	\$ 0	\$ (617,671)	\$ (258,997)	
Increase / (Decrease) In Fund Balance (net of Transfer	\$ 3,097,802	\$ (2,504,303)	\$ 5,798,790	\$ 4,958,819	\$ 6,086,485	\$ 3,509,106	\$ 2,891,435	\$ 15,046,071	

Radnor Township, PA
General Fund (#01) Budget Worksheet

Account Description	January	February	March	April	May	June	July	August	September		2013	% of Budget	Year-to-Date Budget	Year to Date Variance	Full Year Variance	
	Actual	Actual	Actual	Actual	Actual	Actual	Actual	Actual	Estimated	Actual	YTD					
REAL ESTATE TAXES																
Current Year - Discount	(7,515)	(30,469)	(154,633)	(20,966)	-	-	-	-	-	-	(213,583)	100%	(213,214)	(369)	(369)	
Current Year - Face	375,738	1,523,469	7,733,638	1,161,985	319,576	204,525	53,776	44,537	27,250	83,370	11,500,614	98%	11,404,145	96,469	96,471	
Current Year - Penalties	-	-	-	-	-	4,882	5,378	4,454	2,431	7,553	22,266	52%	11,597	10,669	10,669	
Prior Year	83,440	5,626	-	-	-	-	-	-	-	-	89,066	100%	84,493	4,573	4,573	
Delinquent	5,927	679	980	8,588	4,451	3,009	6,735	12,580	9,699	23,174	66,122	68%	85,306	(19,184)	(19,182)	
Interim	5,073	633	-	5,044	7,860	3,061	1,250	17,799	455	8,968	49,689	80%	19,831	29,858	29,858	
TOTAL REAL ESTATE TAXES	\$ 462,664	\$ 1,499,938	\$ 7,579,984	\$ 1,154,651	\$ 331,887	\$ 215,477	\$ 67,138	\$ 79,369	\$ 39,835	\$ 123,066	\$ 11,514,174	98%	\$ 11,392,158	\$ 122,016	\$ 122,020	
	4%	13%	64%	10%	3%	2%	1%	1%	0%	1%	99%					
LOCAL ENABLING TAXES																
Realty Transfer Tax	151,465	180,116	58,602	153,996	129,235	230,076	338,485	528,319	243,580	258,819	2,029,114	84%	1,315,910	713,204	713,206	
Mercantile Tax	6,661	(24,226)	5,096	103,539	525,008	23,862	27,467	6,904	218,305	13,678	687,989	94%	652,622	35,367	35,369	
Local Services Tax	40,994	179,112	18,140	15,739	106,440	102,521	78,789	144,776	(6,814)	35,165	721,677	77%	672,019	49,658	49,660	
Amusement Tax	183	71	50	247	1,534	3,868	6,114	5,648	6,792	7,258	24,974	73%	27,834	(2,860)	(2,860)	
Business Privilege Tax	1,581,305	22,380	218,574	1,176,457	5,386,471	188,684	194,434	41,416	130,119	143,343	8,953,063	98%	6,288,032	2,665,031	2,665,031	
Mercantile - Audit	-	-	-	-	-	-	-	-	10,527	-	-	0%	37,959	(37,959)	(37,959)	
Business Privilege - Audit	101,039	154,612	17,824	12,785	620,185	8,167	78,060	8,035,603	10,709	15,246	9,043,521	100%	130,955	8,912,566	8,912,564	
Attorney Fee Reimbursements	1,215	675	1,180	135	347	-	-	-	-	1,080	4,632	100%	-	4,632	4,632	
TOTAL LOCAL ENABLING TAXES	\$ 1,882,862	\$ 512,740	\$ 319,466	\$ 1,462,899	\$ 6,769,220	\$ 557,178	\$ 723,350	\$ 8,762,667	\$ 613,218	\$ 474,589	\$ 21,464,969	96%	\$ 9,125,331	\$ 12,339,638	\$ 12,339,642	
	19%	5%	3%	15%	67%	6%	7%	87%	6%	5%	213%					
LICENSE & PERMITS																
Contractor License Revenue	4,600	3,293	3,092	2,694	3,044	2,799	3,198	2,848	1,996	2,441	28,009	86%	25,607	2,402	2,403	
Plan Review Fees	2,280	1,489	1,433	1,205	3,010	2,188	2,729	2,565	1,425	2,513	19,412	88%	12,393	7,019	7,019	
Zoning	425	473	746	971	896	425	1,048	372	760	523	5,879	75%	8,746	(2,867)	(2,867)	
Beverage	-	9,600	-	-	-	-	-	-	61	-	9,600	95%	8,547	1,053	1,053	
UCC Act 45 Transfer	652	560	688	892	1,012	744	744	852	661	668	6,812	77%	6,009	803	803	
Building - Regular / Predictible	41,941	28,883	44,142	58,670	126,042	70,217	210,371	70,518	57,223	42,626	693,409	88%	578,221	115,188	115,189	
Mechanical	2,477	3,673	3,649	5,903	6,804	3,923	7,590	3,697	7,084	4,078	41,794	81%	55,162	(13,368)	(13,368)	
Street Opening	395	410	60	85	460	474	559	73	246	290	2,806	75%	4,079	(1,273)	(1,272)	
Subdivision Fees	-	-	300	1,250	1,800	-	-	5,900	2,774	3,150	12,400	76%	17,091	(4,691)	(4,690)	
Public Works & Engineering Fees	10,728	19,326	13,937	16,536	5,108	23,558	18,422	11,505	13,685	4,581	123,701	70%	157,997	(34,296)	(34,297)	
Professional Services Reimbursement	-	12,377	14,716	-	54,734	-	-	54,734	-	-	124,953	64%	113,600	11,353	11,353	
Housing	240	298	235	120	51,560	69,334	26,778	4,439	4,879	2,692	155,696	98%	156,713	(1,017)	(1,018)	
Health	19,958	2,934	660	2,175	9,722	1,143	1,475	1,000	807	1,863	40,930	58%	35,158	5,772	5,772	
Burning	100	100	50	50	150	200	-	200	14	150	1,000	87%	451	549	549	
Plumbing	4,841	4,540	5,322	7,670	7,733	7,148	4,723	5,839	6,334	3,877	51,694	79%	51,066	628	628	
Electrical	6,850	11,228	5,795	8,890	22,644	11,247	18,201	6,843	12,070	10,758	102,456	85%	156,912	(54,456)	(54,455)	
DRB & ZHB Fees	-	-	-	-	-	-	-	-	-	-	-	n/a	-	-	-	
HARB	150	49	150	250	49	100	249	(1)	139	200	1,196	83%	954	242	242	
DRB	760	4,300	2,596	1,279	1,789	1,798	1,200	194	665	1,900	15,816	92%	8,536	7,280	7,281	
Sewage Enforcement Fees	-	1,850	-	-	750	-	1,850	-	453	850	5,300	86%	2,210	3,090	3,091	
ZHB - Residential	200	2,550	-	575	1,100	75	325	1,200	403	1,083	7,108	89%	5,164	1,944	1,944	
ZHB - Non-Residential	900	-	-	900	-	900	2,800	900	898	(800)	5,600	74%	11,523	(5,923)	(5,922)	
Cable TV Franchise Fees	-	149,291	-	95,784	64,193	-	96,236	66,584	-	-	472,089	72%	434,824	37,265	37,265	
Right-of-Way Fees	4,250	-	-	-	-	-	-	-	-	-	4,250	100%	4,250	-	-	
Film Permits	-	250	-	-	-	-	-	250	259	250	750	51%	1,066	(316)	(314)	
Certificate of Occupancy Transfer Fee	4,300	5,000	6,098	8,350	7,250	8,250	9,950	5,082	4,351	4,300	58,579	85%	41,624	16,955	16,954	
Building - One Time/ Large	-	30,442	-	-	-	-	(30,442)	-	16,636	-	-	0%	213,387	(213,387)	(213,386)	
TOTAL LICENSE & PERMITS	\$ 106,047	\$ 292,916	\$ 103,670	\$ 214,250	\$ 315,116	\$ 247,648	\$ 378,005	\$ 245,594	\$ 133,823	\$ 87,993	\$ 1,991,239	78%	\$ 2,111,290	\$ (120,051)	\$ (120,043)	
	4%	11%	4%	8%	12%	9%	14%	9%	5%	3%	75%					

Radnor Township, PA
General Fund (#01) Budget Worksheet

Account Description	January	February	March	April	May	June	July	August	September		2013	% of	Year-to-Date Budget	Year to Date Variance	Full Year Variance	
	Actual	Actual	Actual	Actual	Actual	Actual	Actual	Actual	Estimated	Actual	YTD	Budget				
FINES & COSTS																
Police	24,420	28,892	26,714	43,601	47,604	30,283	30,252	35,095	46,123	40,739	307,601	69%	422,944	(115,343)	(115,342)	
District Justice	15,388	17,966	18,822	13,139	18,513	19,330	16,377	18,833	20,490	19,894	158,264	73%	172,273	(14,009)	(14,007)	
TOTAL FINES & COSTS	\$ 39,808	\$ 46,858	\$ 45,536	\$ 56,740	\$ 66,117	\$ 49,614	\$ 46,630	\$ 53,928	\$ 66,613	\$ 60,633	\$ 465,865	70%	\$ 595,217	\$ (129,352)	\$ (129,349)	
	5%	6%	6%	7%	8%	6%	6%	7%	8%	8%	59%					
INTEREST & RENTS																
Interest Earnings	6,869	4,098	1,935	6,967	2,384	10,795	7,520	5,361	7,254	4,075	50,003	79%	51,005	(1,002)	(1,001)	
Property & Equipment	25,015	7,608	3,824	11,192	7,315	3,983	28,333	7,308	17,672	10,353	104,933	75%	102,094	2,839	2,840	
TOTAL INTEREST & RENTS	\$ 31,884	\$ 11,706	\$ 5,759	\$ 18,159	\$ 9,699	\$ 14,779	\$ 35,853	\$ 12,670	\$ 24,926	\$ 14,428	\$ 154,935	76%	\$ 153,099	\$ 1,836	\$ 1,838	
	16%	6%	3%	9%	5%	7%	18%	6%	12%	7%	77%					
GRANTS & GIFTS																
Payments In Lieu of Taxes	-	-	-	25,286	-	-	-	-	-	-	25,286	32%	8,655	16,631	16,631	
Voluntary Contribution for Services Progr	-	-	-	-	-	-	-	-	-	-	-	n/a	-	-	-	
Public Utility Realty Tax	-	-	-	-	-	-	-	-	-	-	-	0%	-	-	-	
Federal, State & County	1,900	51,214	17,071	-	2,622	3,200	-	2,864	-	-	78,872	100%	134,867	(55,995)	(103,428)	
State Pension Aid	-	-	-	-	-	-	-	600	594,459	609,844	610,444	100%	595,000	15,444	15,444	
Crossing Guard Contributions (RTSD)	-	-	-	-	-	-	-	-	-	-	-	0%	21,718	(21,718)	(21,718)	
County Highway Aid	-	-	-	-	36,720	-	-	-	-	-	36,720	100%	-	36,720	36,720	
State Snow Removal	-	-	-	-	-	-	-	-	18,206	-	-	0%	23,729	(23,729)	(23,729)	
Public Access Grant	-	-	-	-	-	-	-	-	-	-	-	n/a	-	-	(75,000)	
Shade Tree Contributions	-	-	-	-	-	-	-	-	-	-	-	n/a	-	-	-	
Grounds Maintenance Agreement	-	-	-	-	-	-	-	-	-	-	-	n/a	-	-	-	
Volunteer Fire Relief Aid	-	-	-	-	-	-	-	-	350,000	393,019	393,019	100%	350,000	43,019	43,019	
Police Drug Task Force Reimb.	-	-	-	7,483	6,639	-	-	-	-	8,475	22,597	100%	10,500	12,097	12,097	
TOTAL GRANTS & GIFTS	\$ 1,900	\$ 51,214	\$ 17,071	\$ 32,769	\$ 45,981	\$ 3,200	\$ -	\$ 3,464	\$ 962,665	\$ 1,011,338	\$ 1,166,938	90%	\$ 1,144,469	\$ 22,469	\$ (99,964)	
	0%	4%	1%	2%	3%	0%	0%	0%	69%	72%	83%					
DEPARTMENT EARNINGS																
Parking Meters - Kiosks	30,002	30,427	32,332	32,743	35,104	36,519	33,478	28,540	38,355	32,414	291,558	74%	298,496	(6,938)	(6,939)	
Parking Meters - Church	3,300	3,284	(1,567)	(1,138)	4,232	4,715	3,036	(3,017)	2,321	3,498	16,342	72%	18,286	(1,944)	(1,944)	
Parking Meter - Advertising Fee	-	-	-	-	-	-	-	-	-	-	-	n/a	-	-	-	
Alarm System Fees	598	600	1,398	600	800	800	498	1,000	564	900	7,193	80%	6,206	987	984	
Police Extra Duty	44,505	21,397	13,330	1,145	27,255	60,447	30,184	26,473	26,193	4,227	228,964	72%	230,110	(1,146)	(1,147)	
Recreation Fees	14,968	6,654	31,148	94,320	92,564	64,979	15,755	20,812	12,860	16,647	357,847	84%	575,065	(217,218)	(217,217)	
Prepaid Parking	1,135	1,962	2,044	871	5,848	2,052	2,242	1,490	2,645	2,053	19,696	97%	2,907	16,789	16,790	
Meter Bags	7,350	715	80	(1)	-	80	100	-	1,281	6,020	14,344	100%	1,800	12,544	12,544	
Police Parking Permit	2,765	823	132	29	110	314	152	786	123	217	5,329	98%	2,071	3,258	3,259	
Rear Door Trash Fee	89,460	11,520	5,569	-	695	(7)	-	831	-	191	108,259	100%	109,718	(1,459)	(1,458)	
Refuse Collection Fee	1,958	1,706	1,235	3,060	3,894	3,249	4,007	2,917	2,939	2,964	24,988	79%	25,193	(205)	(203)	
Sulpizio Gym Fees	3,345	2,334	3,691	3,846	4,604	404	618	360	2,911	2,862	22,066	24%	21,443	623	624	
Police Service Fees	2,169	1,841	1,662	2,494	3,078	3,227	2,422	2,310	3,046	2,072	21,274	71%	28,369	(7,095)	(7,096)	
Police Live Scan Fees	1,494	197	-	2,816	-	3,079	1,754	646	-	-	9,985	70%	7,766	2,219	2,219	
Delco Solid Waste Tipping Fee	-	-	-	-	-	-	-	-	-	-	-	n/a	-	-	(240,000)	
Recreation Sponsorship/ Adv. Rev.	-	-	-	-	-	-	-	-	-	53,050	53,050	100%	-	53,050	53,050	
TOTAL DEPARTMENT EARNINGS	\$ 203,049	\$ 83,460	\$ 91,052	\$ 140,783	\$ 178,183	\$ 179,859	\$ 94,245	\$ 83,148	\$ 93,238	\$ 127,116	\$ 1,180,896	77%	\$ 1,327,430	\$ (146,534)	\$ (386,533)	
	11%	4%	5%	7%	9%	9%	5%	4%	5%	7%	61%					

Radnor Township, PA
General Fund (#01) Budget Worksheet

Account Description	January	February	March	April	May	June	July	August	September		2013	% of	Year-to-Date Budget	Year to Date Variance	Full Year Variance	
	Actual	Actual	Actual	Actual	Actual	Actual	Actual	Actual	Estimated	Actual	YTD	Budget				
MISCELLANEOUS																
Insurance Refunds	-	10,000	-	-	-	-	-	-	-	-	-	10,000	100%	-	10,000	10,000
Sale of Property, Equipment	-	-	-	-	-	-	-	-	-	-	-	-	n/a	-	-	-
Premium Payments - Flex	(5,910)	(2,010)	1,948	1,223	403	1,046	1,222	1,594	517	1,774	1,290	57%	538	752	750	
Miscellaneous	85	3,819	1,073	484	263	1,265	5,912	(534)	38,713	(6)	12,362	-51%	79,777	(67,415)	(67,416)	
Premium Payments	10,510	5,283	15,575	10,373	10,863	10,798	10,741	10,636	6,957	10,737	95,517	77%	96,564	(1,047)	(1,048)	
Advertising & Sponsorship Fees	3,000	6,800	7,101	4,650	69,071	2,500	4,000	6,780	6,585	(46,580)	57,323	95%	27,275	30,048	30,047	
Cash Over / Short	5	27	10	14	5	-	-	30	-	11	102	100%	-	102	102	
Sale of Recycled Materials	574	120	718	2,485	2,922	1,652	878	320	4,330	677	10,347	43%	57,443	(47,096)	(47,098)	
Federal Medical Subsidy	-	-	-	72,085	-	-	-	-	-	-	72,085	100%	-	72,085	72,085	
Tax Anticipation Revenue Notes	-	-	-	-	-	-	-	-	-	-	-	n/a	-	-	-	
TOTAL MISCELLANEOUS	\$ 8,264	\$ 24,039	\$ 26,427	\$ 91,315	\$ 83,528	\$ 17,261	\$ 22,754	\$ 18,826	\$ 57,102	\$ (33,388)	\$ 259,026	96%	\$ 261,597	\$ (2,571)	\$ (2,578)	
	3%	9%	10%	34%	31%	6%	8%	7%	21%	-12%	96%					
TRANSFERS FROM OTHER FUNDS																
Transfer In: Sewer Overhead	-	-	-	-	-	-	-	-	-	-	-	n/a	-	-	-	
Transfer In: Sewer Fund	-	-	-	-	-	-	-	-	-	-	-	n/a	-	-	-	
Transfer In: Liquid Fuels Fund	-	-	-	-	-	-	-	-	-	-	-	n/a	-	-	-	
Transfer In: Capital Improvement Fund	-	-	-	-	-	-	-	-	-	-	-	n/a	-	-	-	
Transfer In: Park & Open Space Fund	-	-	-	-	-	-	-	-	-	-	-	n/a	-	-	-	
Transfer In: Willows Fund	-	-	-	-	-	-	-	-	-	-	-	n/a	-	-	-	
TOTAL TRANSFERS FROM OTHER F	\$ -	\$ -	\$ -	\$ -	\$ -	\$ -	\$ -	\$ -	\$ -	\$ -	\$ -	n/a	\$ -	\$ -	\$ -	
	n/a	n/a	n/a	n/a	n/a	n/a	n/a	n/a	n/a	n/a	n/a					
GRAND TOTAL: GENERAL FUND RE	\$ 2,736,479	\$ 2,522,871	\$ 8,188,966	\$ 3,171,565	\$ 7,799,730	\$ 1,285,015	\$ 1,367,975	\$ 9,259,667	\$ 1,991,420	\$ 1,865,775	\$ 38,198,042	94%	\$ 26,110,591	\$ 12,087,451	\$ 11,725,033	
	9%	9%	28%	11%	27%	4%	5%	32%	7%	6%	132%					

Radnor Township, PA
General Fund (#01) Budget Worksheet

Account Description	January	February	March	April	May	June	July	August	September		2013	% of	Year-to-Date Budget	Year to Date Variance	Full Year Variance	
	Actual	Actual	Actual	Actual	Actual	Actual	Actual	Actual	Estimated	Actual	YTD	Budget				
PUBLIC WORKS DEPARTMENT																
Salaries	110,736	67,372	70,951	57,086	64,400	54,598	71,793	94,944	73,405	58,492	650,372	75%	734,051	83,679	83,680	
Seasonal Wages	-	-	-	-	-	-	-	-	-	-	-	n/a	-	-	-	
Overtime	30,908	52,615	13,008	4,222	4,715	6,026	761	2,264	8,372	2,275	116,793	74%	68,345	(48,448)	(48,448)	
Longevity	-	-	-	19,819	-	-	-	-	-	-	19,819	48%	21,610	1,791	1,791	
Sick Pay Bonus	560	-	-	-	-	-	-	-	-	-	560	100%	1,887	1,327	1,327	
Medical Exp. Reimbursements	1,430	-	-	-	-	-	-	-	-	-	1,430	100%	1,430	0	0	
Social Security Taxes	10,553	8,850	6,192	6,625	5,057	5,101	5,608	7,200	6,935	4,572	59,759	74%	69,349	9,590	9,585	
Workers' Compensation	-	12,932	11,847	-	-	11,847	-	-	10,856	11,847	48,473	100%	56,419	7,946	7,946	
Unemployment	-	-	-	-	-	-	-	-	-	-	-	n/a	-	-	-	
Pension Allocation	-	-	-	-	-	-	-	-	219,614	219,614	219,614	100%	219,614	-	-	
Medical Insurance Premiums	31,373	31,373	29,233	28,965	28,965	28,965	29,013	28,965	32,095	28,965	265,818	73%	288,855	23,037	23,037	
Group, Life & Disability Insurance	1,550	955	1,601	750	1,186	1,020	955	1,178	1,652	751	9,946	56%	10,486	540	537	
Communications	584	310	857	393	390	389	391	405	269	556	4,275	83%	2,541	(1,734)	(1,734)	
Highway: Uniforms	-	-	-	-	-	-	-	2,109	50	-	2,109	76%	2,346	237	236	
Highway: Office Supplies	-	-	-	-	-	-	-	-	63	320	320	76%	599	279	280	
Highway: Postage	-	318	-	1	-	-	-	-	-	1	320	100%	-	(320)	(320)	
Highway: Operating Supplies	631	213	1,877	722	7,528	885	1,818	905	2,094	(2,609)	11,970	73%	14,250	2,280	2,279	
Highway: Rentals	-	-	-	-	-	-	-	-	50	-	-	0%	450	450	450	
Highway: Professional Development	-	3	-	-	-	-	-	-	1,393	694	697	100%	1,500	803	803	
Highway: Dues & Subscriptions	25	-	64	-	-	-	-	-	111	69	158	60%	195	37	37	
Highway: Contractual Services	-	644	-	644	67	-	644	-	239	-	1,999	61%	1,726	(273)	(273)	
Highway: Contractual Svcs: Storm Sewer	30,000	7,052	9,898	1,100	145,500	17,288	-	-	-	-	210,837	100%	63,602	(147,235)	(147,235)	
Highway: Minor Office Equipment	-	107	66	-	-	-	-	-	-	1,375	1,547	100%	1,720	173	173	
Highway: Maint. & Repairs: Mach. & Equip	770	-	-	-	-	-	743	161	1,397	1,212	2,886	19%	12,545	9,659	9,659	
Highway: Maint. & Repairs: Comm. Equip	-	-	-	-	-	-	-	-	219	369	369	34%	2,286	1,917	1,918	
Highway: Gas, Oil & Lubricants	15,152	3,050	9,699	3,219	7,482	3,097	2,723	2,683	5,916	4,815	51,919	72%	46,481	(5,438)	(5,436)	
Highway: Tires, Batteries & Accessories	1,116	750	799	811	-	10,638	1,431	104	1,237	1,126	16,775	68%	18,822	2,048	2,047	
Highway: Repair Parts	11,143	1,739	1,896	981	2,188	7,390	2,214	887	2,597	1,225	29,662	93%	52,230	22,568	22,568	
Highway: Contracted Maint. & Repairs	2,684	4,200	4,115	(3,520)	-	9,449	2,934	-	134	(3,114)	16,748	91%	7,418	(9,330)	(9,331)	
Highway: MIER-Machinery & Equip.	-	-	-	-	-	-	-	-	-	-	-	n/a	-	-	-	
Street Cleaning: Contractual Services	-	-	-	3,520	-	-	-	-	1,445	-	3,520	54%	10,990	7,470	7,470	
Snow & Ice: Operating Supplies	20,379	-	-	1,359	(1,359)	75	-	-	282	-	20,454	23%	78,935	58,481	321	
Snow & Ice: Contractual Services	-	-	-	-	1,359	1,573	-	-	3,000	-	2,932	100%	9,001	6,069	6,068	
Snow & Ice: Maint. & Repair	933	12	-	-	-	-	-	-	-	-	945	31%	4,865	3,920	3,920	
Traffic Signal: Lighting	1,155	1,133	1,133	1,282	-	1,282	1,965	983	1,086	1,053	9,985	72%	12,068	2,083	2,083	
Traffic Signal: Operating Supplies	431	147	1,511	3,880	3,000	2,892	1,123	1,015	4,391	4,321	18,320	82%	38,128	19,809	19,810	
Traffic Signal: Maint. & Repair	11,049	-	9,318	1,147	4,605	682	1,373	212	4,560	10,711	39,097	107%	72,708	33,611	33,611	
Street Lighting	15,165	15,166	15,167	16,384	-	16,384	26,172	13,086	13,519	13,671	131,195	73%	162,672	31,477	31,475	
Street Lighting: Maint. & Repairs	16,484	742	8,733	2,183	4,846	65	2,615	3,300	2,481	8,166	47,133	86%	34,126	(13,008)	(13,008)	
Curb & Sidewalks: Operating Supplies	-	-	-	-	-	95	3,853	2,860	717	324	7,132	77%	4,067	(3,064)	(3,065)	
Drainage: Operating Supplies	-	-	121	-	1,601	-	1,322	481	438	496	4,021	61%	6,517	2,496	2,496	
Road Maintenance: Operating Supplies	930	65	380	-	-	-	1,569	-	2,764	2,155	5,098	83%	10,923	5,825	5,825	
Road Maintenance: Rentals	-	-	-	-	-	-	-	-	-	-	-	n/a	-	-	-	
Road Maintenance: Contractual Services	-	-	-	-	2,900	-	-	-	500	-	2,900	66%	4,500	1,600	1,600	
TOTAL PUBLIC WORKS	\$ 315,740	\$ 209,750	\$ 198,465	\$ 151,572	\$ 284,429	\$ 179,740	\$ 161,019	\$ 163,741	\$ 403,881	\$ 373,451	\$ 2,037,905	77%	\$ 2,150,259	\$ 112,354	\$ 54,184	
% Δ	12%	8%	7%	6%	11%	7%	6%	6%	15%	14%	81%					

Radnor Township, PA
General Fund (#01) Budget Worksheet

Account Description	January	February	March	April	May	June	July	August	September		2013	% of	Year-to-Date Budget	Year to Date Variance	Full Year Variance	
	Actual	Actual	Actual	Actual	Actual	Actual	Actual	Actual	Estimated	Actual	YTD	Budget				
DEBT SERVICE																
Tax Anticipation Note Interest	-	-	-	-	-	-	-	-	-	-	-	n/a	-	-	-	-
Tax Anticipation Note Principal	-	-	-	-	-	-	-	-	-	-	-	n/a	-	-	-	-
Service Charges	-	-	-	-	-	-	1,170	458	-	177	1,805	34%	1,547	(258)	(259)	(259)
Bond Interest	-	-	-	-	-	-	-	-	-	-	-	n/a	-	-	-	-
Bond Principal	-	-	-	-	-	-	-	-	-	-	-	n/a	-	-	-	-
DEBT SERVICE	\$ -	\$ -	\$ -	\$ -	\$ -	\$ -	\$ 1,170	\$ 458	\$ -	\$ 177	\$ 1,805	34%	\$ 1,547	\$ (258)	\$ (259)	\$ (259)
\$ Δ	0%	0%	0%	0%	0%	0%	23%	9%	0%	4%	36%					
% Δ																
TRANSFER TO OTHER FUNDS																
Sewer Fund	-	-	-	-	-	-	-	-	-	-	-	n/a	-	-	-	-
Capital Improvement	-	-	-	-	-	-	-	-	-	-	-	0%	-	-	-	-
Capital Improvement (Prog. Funding)	-	-	-	-	-	-	-	-	-	-	-	n/a	-	-	-	-
Capital Improvement (Excess FB)	-	-	-	-	-	-	-	-	-	-	-	0%	-	-	-	(580,120)
Police Pension	-	-	-	-	-	-	-	-	-	-	-	0%	-	-	-	(96,686)
Storm Water Fund	-	-	-	-	-	-	-	-	-	-	-	n/a	-	-	-	-
Civilian Pension	-	-	-	-	-	-	-	-	-	-	-	0%	-	-	-	(96,686)
\$8.0 BPT Settlement Fund	-	-	-	-	-	-	-	-	-	-	-	0%	-	-	-	(8,000,000)
OPEB Liability	-	-	-	-	-	-	-	-	-	-	-	0%	-	-	-	(3,022,470)
Educational Agency	-	-	-	-	-	-	-	-	-	-	-	n/a	-	-	-	-
Willows	-	-	-	-	-	-	-	-	-	-	-	n/a	-	-	-	-
Shade Tree Fund	-	-	-	-	-	-	-	-	-	-	-	n/a	-	-	-	-
Debt Service	-	-	-	-	-	1,350,000	450,000	-	-	-	1,800,000	59%	1,800,000	-	-	-
TRANSFER TO OTHER FUNDS	\$ -	\$ -	\$ -	\$ -	\$ -	\$ 1,350,000	\$ 450,000	\$ -	\$ -	\$ -	\$ 1,800,000	12%	\$ 1,800,000	\$ -	\$ (11,795,962)	\$ (11,795,962)
\$ Δ	0%	0%	0%	0%	0%	38%	13%	0%	0%	0%	51%					
% Δ																
GRAND TOTAL GENERAL FUND	\$ 2,256,917	\$ 1,805,102	\$ 2,037,664	\$ 2,079,336	\$ 2,229,927	\$ 3,227,092	\$ 2,544,896	\$ 2,131,493	\$ 3,157,057	\$ 3,292,510	\$ 21,604,937	53%	\$ 22,632,146	\$ 1,027,209	\$ (11,371,860)	\$ (11,371,860)
\$ Δ	8%	6%	7%	7%	8%	11%	9%	7%	11%	11%	74%		76%			
% Δ																
FUND BALANCE																
Beginning Fund Balance, January 1	\$ 8,096,582	\$ 8,576,144	\$ 9,293,912	\$ 15,445,214	\$ 16,537,443	\$ 22,107,246	\$ 20,165,170	\$ 18,988,249	\$ 12,740,664	\$ 26,116,423	\$ 8,096,582		\$ 8,096,582	\$ 8,096,582	\$ 8,096,582	\$ 8,096,582
Revenues	2,736,479	2,522,871	8,188,966	3,171,565	7,799,730	1,285,015	1,367,975	9,259,667	1,991,420	1,865,775	38,198,042		12,087,451	11,725,033	11,725,033	11,725,033
Expenditures	2,256,917	1,805,102	2,037,664	2,079,336	2,229,927	3,227,092	2,544,896	2,131,493	3,157,057	3,292,510	21,604,937		1,027,209	(11,371,860)	(11,371,860)	(11,371,860)
Accrual / Misc Adjustments	-	-	-	-	-	-	-	-	-	-	-		-	-	-	-
ENDING FUND BALANCE, December 31	\$ 8,576,144	\$ 9,293,912	\$ 15,445,214	\$ 16,537,443	\$ 22,107,246	\$ 20,165,170	\$ 18,988,249	\$ 26,116,423	\$ 11,575,027	\$ 24,689,688	\$ 24,689,688		\$ 19,156,824	\$ 31,193,475	\$ 31,193,475	\$ 31,193,475
Increase / (Decrease) In Fund Balance	\$ 479,562	\$ 717,769	\$ 6,151,302	\$ 1,092,230	\$ 5,569,803	\$ (1,942,076)	\$ (1,176,921)	\$ 7,128,174	\$ (1,165,637)	\$ (1,426,735)	\$ 16,593,106		\$ 11,060,242	\$ 23,096,893	\$ 23,096,893	\$ 23,096,893
Increase / (Decrease) In Fund Balance (net of Transfer)	\$ 479,562	\$ 717,769	\$ 6,151,302	\$ 1,092,230	\$ 5,569,803	\$ (592,076)	\$ (726,921)	\$ 7,128,174	\$ (1,165,637)	\$ (1,426,735)	\$ 18,393,106		\$ 13,114,660	\$ 12,149,136	\$ 12,149,136	\$ 12,149,136

Exhibit B

Sewer Fund Line Item Detail

Radnor Township, PA
Sewer Fund (#02) Budget Worksheet

Account Description	Actual	Actual	Actual	Actual	Actual	BOC Original Budget	BOC Amended Budget	Full Year Forecast	
	2008	2009	2010	2011	2012	2013	2013	2013	%Δ
INTEREST & RENTS									
Interest & Rents	43,655	17,304	5,718	5,531	13,407	4,545	4,545	11,989	-11%
TOTAL INTEREST & RENTS	\$ 43,655	\$ 17,304	\$ 5,718	\$ 5,531	\$ 13,407	\$ 4,545	\$ 4,545	\$ 11,989	
\$ Δ	\$ (69,384)	\$ (26,351)	\$ (11,586)	\$ (187)	\$ 7,876	\$ (8,862)	\$ (8,862)	\$ (1,417)	
% Δ	-61%	-60%	-67%	-3%	142%	-66%	-66%	-11%	
DEPARTMENTAL EARNINGS									
Current Year Face	4,977,188	5,074,476	4,558,667	4,942,308	4,949,494	4,867,393	4,867,393	4,869,585	-2%
Rent - Current Year Penalties	38,070	53,897	36,078	33,963	31,193	35,850	35,850	40,295	29%
Rent - Prior Years	163,596	57,999	43,034	57,928	84,550	47,440	47,440	64,859	-23%
Connection Fees	17,508	14,450	2,550	9,067	2,568	7,508	7,508	7,211	181%
Sewer Charges	7,504	6,432	10,851	6,741	7,963	6,517	6,517	8,184	3%
TOTAL DEPARTMENTAL EARNINGS	\$ 5,203,865	\$ 5,207,253	\$ 4,651,179	\$ 5,050,008	\$ 5,075,768	\$ 4,964,707	\$ 4,964,707	\$ 4,990,133	
\$ Δ	\$ 411,067	\$ 3,388	\$ (556,074)	\$ 398,829	\$ 25,760	\$ (111,061)	\$ (111,061)	\$ (85,635)	
% Δ	9%	0%	-11%	9%	1%	-2%	-2%	-2%	
MISCELLANEOUS									
Miscellaneous	24,320	16,248	15,063	23,296	19,519	21,946	21,946	13,531	-31%
Cash Over / Short	0	(0)	(1)	(1)	-	-	-	(1)	n/a
Tax Anticipation Note	1,310,000	-	-	-	-	-	-	-	n/a
TOTAL MISCELLANEOUS	\$ 1,334,320	\$ 16,248	\$ 15,063	\$ 23,295	\$ 19,519	\$ 21,946	\$ 21,946	\$ 13,530	
\$ Δ	\$ 403,699	\$ (1,318,072)	\$ (1,185)	\$ 8,232	\$ (3,776)	\$ 2,427	\$ 2,427	\$ (5,989)	
% Δ	43%	-99%	-7%	55%	-16%	12%	12%	-31%	
TRANSFERS									
From General Fund	415,778	-	-	-	-	-	-	-	n/a
TOTAL TRANSFERS	\$ 415,778	\$ -	\$ -	\$ -	\$ -	\$ -	\$ -	\$ -	
\$ Δ	\$ 415,778	\$ (415,778)	\$ -	\$ -	\$ -	\$ -	\$ -	\$ -	
% Δ	n/a	-100%	n/a	n/a	n/a	n/a	n/a	n/a	
TOTAL REVENUE: SEWER FUND	\$ 6,997,618	\$ 5,240,805	\$ 4,671,960	\$ 5,078,834	\$ 5,108,694	\$ 4,991,198	\$ 4,991,198	\$ 5,015,653	
\$ Δ	\$ 1,161,160	\$ (1,756,813)	\$ (568,845)	\$ 406,874	\$ 29,860	\$ (117,496)	\$ (117,496)	\$ (93,041)	
% Δ	19.89%	-25.11%	-10.85%	8.71%	1%	-2%	-2%	-2%	

Radnor Township, PA
Sewer Fund (#02) Budget Worksheet

Account Description	Actual	Actual	Actual	Actual	Actual	BOC Original Budget	BOC Amended Budget	Full Year Forecast	
	2008	2009	2010	2011	2012	2013	2013	2013	%Δ
SEWER OPERATIONS									
Salaries	329,783	309,850	218,860	228,035	259,346	255,251	255,251	259,309	0%
Overtime	28,874	24,557	17,959	16,555	8,914	18,720	18,720	18,413	107%
Longevity	12,579	10,767	9,671	10,488	10,289	10,566	10,566	10,452	2%
Sick Pay Bonus	-	-	-	1,365	1,176	1,092	1,092	1,008	-14%
Medical Exp. Reimbursements	-	-	-	400	380	330	330	370	-3%
Social Security Taxes	-	-	-	19,667	21,471	21,881	21,881	21,968	2%
Workers' Compensation	-	-	-	11,906	8,880	12,474	14,589	9,559	8%
Unemployment	-	-	-	-	-	-	-	-	n/a
Pension Allocation	-	-	-	53,721	39,790	57,979	57,979	57,979	46%
Medical Insurance Premiums	-	-	-	96,239	95,611	101,381	101,381	94,826	-1%
Group, Life & Disability Insurance	-	-	-	2,537	3,605	4,667	4,667	4,234	17%
Utilities	20,435	19,748	19,862	17,134	19,287	20,000	20,000	19,337	0%
Communications	-	3,190	3,356	3,117	1,547	825	825	1,999	29%
Uniforms	-	110	90	417	-	475	475	120	n/a
Operating Supplies	24,115	28,093	19,651	27,148	28,152	21,590	26,684	36,980	31%
Rentals	121,662	123,190	110,293	112,548	112,153	109,000	109,000	102,866	-8%
Contractual Services	8,726	11,306	5,181	5,231	15,394	15,000	15,167	13,464	-13%
Maint. & Repair: Mach. & Equipment	8,215	15	244	1,281	2,232	2,000	2,100	29,056	1202%
Maint. & Repair: Sewers	113,281	112,384	28,321	99,377	15,922	45,750	49,650	22,458	41%
Gas, Oil & Lubricants	19,616	13,949	14,564	16,839	14,975	-	-	9,423	-37%
Tires, Batteries & Accessories	1,086	1,717	870	219	1,255	1,300	2,700	402	-68%
Repair Parts	1,242	2,474	2,513	4,614	2,881	6,300	7,699	1,454	-50%
Contracted Maint. & Repairs	2,180	378	150	1,241	11,806	5,000	7,550	8,065	-32%
Capital Improvements	-	-	-	129,935	221,344	335,000	344,765	578,974	162%
TOTAL SEWER OPERATIONS	\$ 691,794	\$ 661,727	\$ 451,586	\$ 860,012	\$ 896,412	\$ 1,046,581	\$ 1,073,071	\$ 1,302,716	
\$ Δ	\$(342,706)	\$(30,067)	\$(210,141)	\$ 816,575	\$ 36,400	\$ 150,169	\$ 176,659	\$ 406,304	
% Δ	-33%	-4%	-32%	181%	4%	17%	20%	45%	
SEWER ADMINISTRATION									
Salaries	363,116	97,314	-	-	47,627	49,985	49,985	50,025	5%
Longevity	2,378	406	-	-	676	643	643	674	0%
Sick Pay Bonus	-	-	-	-	-	48	48	60	n/a
Medical Exp. Reimbursements	-	-	-	-	34	34	34	34	0%
Social Security Taxes	-	-	-	-	3,703	3,579	3,579	3,805	3%
Workers' Compensation	-	-	-	-	4,319	329	1,358	4,064	-6%
Unemployment	-	-	-	-	-	-	-	-	n/a
Pension Allocation	-	-	-	-	30,389	11,060	11,060	11,060	-64%
Medical Insurance Premiums	-	-	-	-	15,056	15,181	15,181	15,766	5%
Group, Life & Disability Insurance	-	-	-	-	-	455	455	114	n/a
Office Supplies	11,375	7,442	5,655	5,785	6,135	6,000	6,000	2,585	-58%
Postage	-	57	3,055	3,138	3,130	3,500	3,500	3,780	21%
Advertising & Printing	5,585	-	-	-	-	6,000	6,000	1,500	n/a
Professional Development	1,874	736	-	-	-	1,200	1,200	300	n/a
Dues & Subscriptions	-	-	-	-	-	100	100	124	n/a
Contractual Services	24,069	33,273	23,119	23,034	22,229	25,000	25,000	22,707	2%
Legal Services - General	-	2,583	10,293	7,774	12,421	13,500	23,261	15,652	26%
Professional Services	15,000	12,000	-	-	-	5,000	5,000	1,251	n/a
Minor Office Equipment	85	258	-	-	461	2,000	2,000	-	-100%
TOTAL SEWER ADMINISTRATION	\$ 423,483	\$ 154,069	\$ 42,121	\$ 39,731	\$ 146,179	\$ 143,614	\$ 154,404	\$ 133,501	
\$ Δ	\$(46,175)	\$(269,414)	\$(111,948)	\$ 27,028	\$ 106,449	\$(2,565)	\$ 8,224	\$(12,678)	
% Δ	-10%	-64%	-73%	64%	268%	-2%	6%	-9%	

Radnor Township, PA
Sewer Fund (#02) Budget Worksheet

Account Description	Actual	Actual	Actual	Actual	Actual	BOC Original Budget	BOC Amended Budget	Full Year Forecast	
	2008	2009	2010	2011	2012	2013	2013	2013	%Δ
EMPLOYEE BENEFITS									
Social Security Taxes	56,939	34,118	19,483	-	-	-	-	-	n/a
Sick Pay Bonus	1,610	2,109	1,765	-	-	-	-	-	n/a
TOTAL EMPLOYEE BENEFITS	\$ 58,549	\$ 36,227	\$ 21,248	\$ -	\$ -	\$ -	\$ -	\$ -	
\$ Δ	\$ (9,856)	\$ (22,322)	\$ (14,980)	\$ (2,849)	\$ -	\$ -	\$ -	\$ -	
% Δ	-14%	-38%	-41%	-13%	n/a	n/a	n/a	n/a	
INSURANCE									
Workers' Compensation	22,608	18,497	-	-	-	-	-	-	n/a
Liability, Auto, Prop, Etc Insurance	20,621	14,770	-	6,885	35,737	-	6,885	11,281	-68%
Group Life & Disability	10,945	6,941	2,863	-	-	-	-	-	n/a
TOTAL INSURANCE	\$ 54,173	\$ 40,208	\$ 2,863	\$ 6,885	\$ 35,737	\$ -	\$ 6,885	\$ 11,281	
\$ Δ	\$ (7,866)	\$ (13,966)	\$ (37,345)	\$ 6,852	\$ 28,852	\$ (35,737)	\$ (28,852)	\$ (24,456)	
% Δ	-13%	-26%	-93%	239%	419%	-100%	-81%	-68%	
OTHER									
Prior Year Refunds	-	-	239	-	-	-	-	-	n/a
TOTAL OTHER	\$ -	\$ -	\$ 239	\$ -	\$ -	\$ -	\$ -	\$ -	
\$ Δ	\$ -	\$ -	\$ 239	\$ -	\$ -	\$ -	\$ -	\$ -	
% Δ	n/a	n/a	n/a	0%	n/a	n/a	n/a	n/a	
RHM SEWER AUTHORITY RENTAL									
Rentals	3,286,434	3,039,311	2,925,890	3,187,345	3,456,973	3,424,008	3,424,008	3,411,525	-1%
TOTAL RHM SEWER AUTHORITY RENTAL	\$ 3,286,434	\$ 3,039,311	\$ 2,925,890	\$ 3,187,345	\$ 3,456,973	\$ 3,424,008	\$ 3,424,008	\$ 3,411,525	
\$ Δ	\$ 213,195	\$ (247,123)	\$ (113,421)	\$ 3,187,345	\$ 269,628	\$ (32,965)	\$ (32,965)	\$ (45,449)	
% Δ	7%	-8%	-4%	109%	8%	-1%	-1%	-1%	
MISCELLANEOUS									
Tax Anticipation Note Interest	12,489	-	-	-	-	-	-	-	n/a
Tax Anticipation Note Principal	1,310,000	-	-	-	-	-	-	-	n/a
TOTAL MISCELLANEOUS	\$ 1,322,489	\$ -	\$ -	\$ -	\$ -	\$ -	\$ -	\$ -	
\$ Δ	\$ 391,331	\$ (1,322,489)	\$ -	\$ -	\$ -	\$ -	\$ -	\$ -	
% Δ	42%	-100%	n/a	n/a	n/a	n/a	n/a	n/a	
DEBT SERVICE									
Interest	39,476	-	-	-	-	-	-	-	n/a
Principal	47,970	-	-	-	-	-	-	-	n/a
TOTAL DEBT SERVICE	\$ 87,446	\$ -	\$ -	\$ -	\$ -	\$ -	\$ -	\$ -	
\$ Δ	\$ 34	\$ (87,446)	\$ -	\$ -	\$ -	\$ -	\$ -	\$ -	
% Δ	0%	-100%	n/a	n/a	n/a	n/a	n/a	n/a	
TRANSFERS									
General Fund - Overhead	-	-	292,000	292,000	-	-	-	-	n/a
General Fund	171,395	300,000	-	-	-	-	-	-	n/a
Capital Improvement Fund	-	25,000	-	-	-	-	-	-	n/a
Insurance Fund	-	-	-	-	-	-	-	-	n/a
Civilian Pension Fund	67,200	123,025	34,002	-	-	-	-	-	n/a
Debt Service Fund	-	96,258	390,664	210,000	390,664	376,995	376,995	376,995	-3%
TOTAL TRANSFERS	\$ 238,595	\$ 544,283	\$ 716,666	\$ 502,000	\$ 390,664	\$ 376,995	\$ 376,995	\$ 376,995	
\$ Δ	\$ 238,595	\$ 305,688	\$ 172,383	\$ 502,000	\$ (111,336)	\$ (13,669)	\$ (13,669)	\$ (13,669)	
% Δ	n/a	128%	32%	70%	-22%	-3%	-3%	-3%	
TOTAL EXPENDITURES: SEWER FUND	\$ 6,162,962	\$ 4,475,825	\$ 4,160,613	\$ 4,595,973	\$ 4,925,965	\$ 4,991,198	\$ 5,035,363	\$ 5,236,017	
\$ Δ	\$ 6,162,962	\$ (1,687,137)	\$ (315,213)	\$ 435,360	\$ 329,992	\$ 65,233	\$ 109,398	\$ 310,052	
% Δ	#DIV/0!	-27%	-7%	10%	7%	1%	2%	6%	
FUND BALANCE									
	2008	2009	2010	2011	2012	2013	2013	2013	
Beginning Fund Balance, January 1	\$ -	\$ 204,009	\$ 1,651,883	\$ 2,180,941	\$ 1,791,209	\$ 1,973,938	\$ 1,973,938	\$ 1,973,938	10%
Revenues	6,997,618	5,240,805	4,671,960	5,078,834	5,108,694	4,991,198	4,991,198	5,015,653	-2%
Expenditures	6,162,962	4,475,825	4,160,613	4,595,973	4,925,965	4,991,198	4,991,198	5,236,017	6%
Accrual / Misc Adjustments	(630,646)	682,894	17,711	(872,594)	-	-	-	-	
ENDING FUND BALANCE, December 31	\$ 204,009	\$ 1,651,883	\$ 2,180,941	\$ 1,791,209	\$ 1,973,938	\$ 1,973,938	\$ 1,973,938	\$ 1,753,573	-11%
Increase / (Decrease) In Fund Balance	\$ 204,009	\$ 1,447,874	\$ 529,058	\$ (389,733)	\$ 182,729	\$ -	\$ -	\$ (220,365)	
				\$ 984,861	\$ 573,393			\$ 156,630	

Radnor Township, PA
Sewer Fund (#02) Budget Worksheet

Account Description	January	February	March	April	May	June	July	August	September		2013	% of	Year-to-Date Budget	Year to Date Variance	Full Year Variance	
	Actual	Actual	Actual	Actual	Actual	Actual	Actual	Actual	Estimated	Actual	YTD	Budget				
EMPLOYEE BENEFITS																
Social Security Taxes	-	-	-	-	-	-	-	-	-	-	-	n/a	-	-	-	-
Sick Pay Bonus	-	-	-	-	-	-	-	-	-	-	-	n/a	-	-	-	-
TOTAL EMPLOYEE BENEFITS	\$ -	\$ -	\$ -	\$ -	\$ -	\$ -	\$ -	\$ -	\$ -	\$ -	\$ -	n/a	\$ -	\$ -	\$ -	\$ -
\$ Δ	n/a	n/a	n/a	n/a	n/a	n/a	n/a	n/a	n/a	n/a	n/a					
% Δ																
INSURANCE																
Workers' Compensation	-	-	-	-	-	-	-	-	-	-	-	n/a	-	-	-	-
Liability, Auto, Prop, Etc Insurance	-	2,903	-	3,972	-	-	-	4,406	-	-	11,281	n/a	6,885	(4,396)	(4,396)	
Group Life & Disability	-	-	-	-	-	-	-	-	-	-	-	n/a	-	-	-	-
TOTAL INSURANCE	\$ -	\$ 2,903	\$ -	\$ 3,972	\$ -	\$ -	\$ -	\$ 4,406	\$ -	\$ -	\$ 11,281	n/a	\$ 6,885	\$ (4,396)	\$ (4,396)	
\$ Δ	0%	26%	0%	35%	0%	0%	0%	39%	0%	0%	100%					
% Δ																
OTHER																
Prior Year Refunds	-	-	-	-	-	-	-	-	-	-	-	n/a	-	-	-	-
TOTAL OTHER	\$ -	\$ -	\$ -	\$ -	\$ -	\$ -	\$ -	\$ -	\$ -	\$ -	\$ -	n/a	\$ -	\$ -	\$ -	\$ -
\$ Δ	n/a	n/a	n/a	n/a	n/a	n/a	n/a	n/a	n/a	n/a	n/a					
% Δ																
RHM SEWER AUTHORITY RENTAL																
Rentals	-	-	933,973	-	-	933,973	8,273	(8,273)	938,134	933,973	2,801,918	82%	2,814,402	12,485	12,484	
TOTAL RHM SEWER AUTHORITY RI	\$ -	\$ -	\$ 933,973	\$ -	\$ -	\$ 933,973	\$ 8,273	\$ (8,273)	\$ 938,134	\$ 933,973	\$ 2,801,918	82%	\$ 2,814,402	\$ 12,485	\$ 12,484	
\$ Δ	0%	0%	27%	0%	0%	27%	0%	0%	27%	27%	82%					
% Δ																
MISCELLANEOUS																
Tax Anticipation Note Interest	-	-	-	-	-	-	-	-	-	-	-	n/a	-	-	-	-
Tax Anticipation Note Principal	-	-	-	-	-	-	-	-	-	-	-	n/a	-	-	-	-
TOTAL MISCELLANEOUS	\$ -	\$ -	\$ -	\$ -	\$ -	\$ -	\$ -	\$ -	\$ -	\$ -	\$ -	n/a	\$ -	\$ -	\$ -	\$ -
\$ Δ	n/a	n/a	n/a	n/a	n/a	n/a	n/a	n/a	n/a	n/a	n/a					
% Δ																
DEBT SERVICE																
Interest	-	-	-	-	-	-	-	-	-	-	-	n/a	-	-	-	-
Principal	-	-	-	-	-	-	-	-	-	-	-	n/a	-	-	-	-
Principal	-	-	-	-	-	-	-	-	-	-	-	n/a	-	-	-	-
TOTAL DEBT SERVICE	\$ -	\$ -	\$ -	\$ -	\$ -	\$ -	\$ -	\$ -	\$ -	\$ -	\$ -	n/a	\$ -	\$ -	\$ -	\$ -
\$ Δ	n/a	n/a	n/a	n/a	n/a	n/a	n/a	n/a	n/a	n/a	n/a					
% Δ																
TRANSFERS																
General Fund - Overhead	-	-	-	-	-	-	-	-	-	-	-	n/a	-	-	-	-
General Fund	-	-	-	-	-	-	-	-	-	-	-	n/a	-	-	-	-
Capital Improvement Fund	-	-	-	-	-	-	-	-	-	-	-	n/a	-	-	-	-
Insurance Fund	-	-	-	-	-	-	-	-	-	-	-	n/a	-	-	-	-
Civilian Pension Fund	-	-	-	-	-	-	-	-	-	-	-	n/a	-	-	-	-
Debt Service Fund	-	-	-	-	-	376,995	-	-	-	-	376,995	100%	376,995	-	-	-
TOTAL TRANSFERS	\$ -	\$ -	\$ -	\$ -	\$ -	\$ 376,995	\$ -	\$ -	\$ -	\$ -	\$ 376,995	100%	\$ 376,995	\$ -	\$ -	\$ -
\$ Δ	0%	0%	0%	0%	0%	100%	0%	0%	0%	0%	100%					
% Δ																
TOTAL EXPENDITURES: SEWER FUN	\$ 70,616	\$ 115,457	\$ 996,911	\$ 133,922	\$ 60,452	\$ 1,414,887	\$ 64,678	\$ 413,721	\$ 1,080,058	\$ 1,103,369	\$ 4,374,013	88%	\$ 4,241,669	\$ (132,344)	\$ (200,655)	
\$ Δ	1%	2%	19%	3%	1%	27%	1%	8%	21%	21%	84%					
% Δ																
FUND BALANCE																
Beginning Fund Balance, January 1	\$ 1,973,938	\$ 1,910,649	\$ 1,820,611	\$ 836,426	\$ 4,866,405	\$ 5,201,867	\$ 3,934,308	\$ 3,943,214	\$ 3,697,255	\$ 3,599,014	\$ 1,973,938		\$ 1,973,938	\$ -	\$ 1,973,938	
Revenues	7,328	25,419	12,726	4,163,902	395,914	1,201,327	73,584	69,522	29,106	42,843	4,938,564		24,530	24,530	24,455	
Expenditures	70,616	115,457	996,911	133,922	60,452	1,414,887	64,678	413,721	1,080,058	1,103,369	4,374,013		(132,344)	(200,655)	(200,655)	
Accrual / Misc Adjustments	-	-	-	-	-	-	-	-	-	-	-		-	-	-	-
ENDING FUND BALANCE, December 31	\$ 1,910,649	\$ 1,820,611	\$ 836,426	\$ 4,866,405	\$ 5,201,867	\$ 3,934,308	\$ 3,943,214	\$ 3,599,014	\$ 2,646,303	\$ 2,538,489	\$ 2,538,489		\$ 2,130,812	\$ 2,199,047	\$ 2,199,047	
Increase / (Decrease) In Fund Balance	\$ (63,289)	\$ (90,038)	\$ (984,185)	\$ 4,029,980	\$ 335,462	\$ (1,267,560)	\$ 8,906	\$ (344,199)	\$ (1,050,952)	\$ (1,060,526)	\$ 564,551		\$ 156,874	\$ 225,109	\$ 225,109	
	\$ (63,289)	\$ (90,038)	\$ (984,185)	\$ 4,029,980	\$ 335,462	\$ (890,565)	\$ 8,906	\$ (344,199)	\$ (1,050,952)	\$ (1,060,526)	\$ 941,546		\$ 156,874	\$ 225,109	\$ 225,109	

Exhibit C

Right to Know Request Report

RADNOR TOWNSHIP
Right to Know Requests
January - September 2013

No	First Name	Last Name	Company	Submitted by (Email/Fax/Mail /in person)	Description of request	Department	Date Requested/ Received	5 Day Response Due Date	Initial Response Date	Response Detail (Review, Sent/Picked Up, Extension, Denied, Never Picked up)	Fulfilled/ Closed Date	Fee Pd	Total Hours	Total Labor Cost
2013-001	David Andrew	Werner		Email	Police records regarding incident on 6/17/04	Police	1/3/2013	1/10/2013	1/3/2013	Picked up records	1/9/2013	1.00	0:15:00	\$16.69
2013-002	Bob	Maley	Universal Atlantic Systems, Inc.	Mail	All commercial permits issued in October, November and December 2012.	Community Development	1/4/2013	1/11/2013	1/4/2013	Emailed records	1/4/2013		0:10:00	\$10.01
2013-003	Diane	Willner		In Person	Police incident report re: underage drinking party on 12/31/12	Police	1/4/2013	1/11/2013	1/4/2013	Picked up records	1/4/2013	4.25	0:10:00	\$10.68
2013-004	Jim	Schneller		In Person	2012 ZHB records for 255 and 229 West Wayne Avenue	Community Development	1/4/2013	1/11/2013	1/4/2013	Emailed records	1/8/2013		0:30:00	\$31.30
2013-005	Jim	Schneller		In Person	HARB 2012-14	Community Development	1/7/2013	1/14/2013	1/7/2013	Reviewed records	1/7/2013		0:30:00	\$31.30
2013-006	Hanaa	Sulvan		In Person	Survey	Engineering	1/7/2013	1/14/2013	1/7/2013	No records available	1/7/2013		0:15:00	\$17.77
2013-007	Mack	Wellen		In Person	Records re: 200 N Radnor Chester Road, Site #2	Community Development	1/8/2013	1/15/2013	1/8/2013	Reviewed records	1/8/2013		0:30:00	\$31.30
2013-008	Brandon	Cohn		In Person	Police incident report dated 11/24/12 re: assault	Police	1/8/2013	1/15/2013	1/8/2013	Picked up records	1/8/2013	1.00	0:15:00	\$16.69
2013-009	Erin	Bailey		Fax	Contact info fo 229 and 255 W. Wayne Ave.	Community Development	1/9/2013	1/16/2013	1/9/2013	Emailed records	1/10/2013	0.00	0:15:00	\$15.65
2013-010	George	Broseman	Kaplan Stewart	Email	DVD of 1/8/13 Planning Commission Meeting	Right-to-Know Officer	1/9/2013	1/16/2013	1/10/2013	1/10 Emailed records available	1/10/2013	5.00	0:10:00	\$11.28
2013-011	Sam	Strike		Email	Police incident reports (see RTK request)	Police	1/8/2013	1/15/2013	1/8/2013	Picked up records	1/9/2013	0.00	0:30:00	\$33.38
2013-012	William	Acosta	WJA Landscaping	In Person	Plot plan for 211 Cornell Dr.	Engineering Community Development	1/8/2013	1/15/2013	1/8/2013	Reviewed records	1/10/2013		0:30:00	\$35.54
2013-013	D.	Broderick		In Person	Purchase fence on property	Community Development	1/9/2013	1/16/2013	1/9/2013	Provided records	1/9/2013		0:30:00	\$31.30
2013-014	Lisa	Pedersen		In Person	Police incident report #120015363	Police	1/3/2013	1/10/2013	1/3/2013	Picked up records	1/3/2013	0.50	0:10:00	\$10.68
2013-015	Jackie	Moore		Email	Construction permits issued for 140 Eaton Dr. Construction plans re: Liberty Lane homes indicating location of lateral sanitary sewer lines	Community Development	1/15/2013	1/22/2013	1/15/2013	2/15 closed, never came in to review records	2/15/2013		0:30:00	\$31.30
2013-016	Janet	Walheim		Email	Construction plans re: Liberty Lane homes indicating location of lateral sanitary sewer lines	Engineering	1/15/2013	1/22/2013	1/18/2013	1/18 records available; 1/30 reviewed records	1/30/2013	0.00	0:30:00	\$35.54
2013-017	William	Guarini	Environmental Management Group International, Inc.	Mail	List of companies holding wastewater permits.	Right-to-Know Officer	1/15/2013	1/22/2013	1/15/2013	Records not available through the Township. Referred to RHM.	1/16/2013		0:10:00	\$11.28
2013-018	Al	Pereira		Email	Building permits between 11/1/2012 to current.	Community Development	1/14/2013	1/21/2013	1/14/2013	Emailed records	1/14/2013		0:10:00	\$10.01
2013-019	Joanna	Merriam		Fax	Plan with property lines for 214 E. Beechtree La.	Engineering Community Development	1/16/2013	1/23/2013	2/1/2013	Emailed records	2/1/2013	0.00	0:15:00	\$17.77
2013-020	William	Wood		Fax	Records for addition in 1991/1992 at 212 Midland Avenue	Community Development	1/16/2013	1/23/2013	1/16/2013	Reviewed records	1/18/2013		0:15:00	\$15.65
2013-021	John	Smrya		In Person	Site plan for 316 Chamounix Rd.	Engineering	1/15/2013	1/22/2013	1/15/2013	Picked up records	1/17/2013		0:15:00	\$17.77
2013-022	Richard	Maresca		Mail	Police incident report #120014704 (\$1.00 enclosed)	Police	1/23/2013	1/30/2013	1/25/2013	Provided records	1/25/2013		0:15:00	\$16.69
2013-023	Ronald	Sorgi		Fax	Site plan for 239 Willow Ave.	Engineering	1/22/2013	1/29/2013	1/22/2013	Emailed records	1/22/2013		0:15:00	\$17.77
2013-024	Michael	Gill, Esq.	Buckley, Brion, Morris & Sommer	Email	Records re: sanitary sewer service, collection, conveyance of sanitary sewer effluent at 228 Walnut Ave.	Engineering	1/24/2013	1/31/2013	1/24/2013	1/29 emailed records avail. 5/1/13 closed out - never picked up	5/1/2013		0:10:00	\$11.37
2013-025	Michael	Braunfield		Email	Permits, plans, inspections, reports, citations, etc. issued for 159 Wooded Lane, Villanova since 1997	Community Development	1/24/2013	1/31/2013	1/29/2013	1/29 records available; 1/30 picked up records	1/30/2013	1.00	0:30:00	\$31.30
2013-026	Kelly	Kingma		Fax	Plans of new sewer, water, gas, and electric for new construction at 114 Garrett Ave.	Community Development	1/24/2013	1/31/2013	1/29/2013	1/29 records available; never came in to pick up records; 4/3/2013 closed RTK request	4/3/2013		0:10:00	\$10.01
2013-027	Argja	DiMarco, Esq.	Dechert LLP	Email	Records relating to fire at 200 S. Ithan Ave.	Community Development	1/24/2013	1/31/2013	1/31/2013	1/31/13 Solicitor provided records to requestor; 2/21/13 received payment of \$95	2/21/2013	95.00	0:10:00	\$10.01
2013-028	James	Schneller		In Person	Records relating to application for inter- municipal transfer of liquor license to 200 Radnor Chester Road	Community Development	1/7/2013	1/14/2013	1/9/2013	Emailed records	1/9/2013		0:30:00	\$31.30
2013-029	H. Edward	Liu		In Person	Plot plan for 901 and 903 Glenbrook Ave.	Community Development	1/14/2013	1/21/2013	1/14/2013	Reviewed records	1/14/2013		0:15:00	\$15.65
2013-030	A. Fan	Chang		In Person	Plans for 136 Biddulph Road	Community Development	1/15/2013	1/22/2013	1/15/2013	No records available	1/15/2013		0:30:00	\$31.30

RADNOR TOWNSHIP
Right to Know Requests
January - September 2013

No	First Name	Last Name	Company	Submitted by (Email/Fax/Mail /in person)	Description of request	Department	Date Requested/ Received	5 Day Response Due Date	Initial Response Date	Response Detail (Review, Sent/Picked Up, Extension, Denied, Never Picked up)	Fulfilled/ Closed Date	Fee Pd	Total Hours	Total Labor Cost
2013-031	Anthony	ViMari		In Person	Records for 203 (not 302) Church Road	Community Development	1/15/2013	1/22/2013	1/15/2013	No records available	1/15/2013		0:30:00	\$31.30
2013-032	Mary	DiCarlo		In Person	Plans for 416 Boxwood Road	Community Development	1/14/2013	1/21/2013	1/14/2013	Provided copies of 2 plans not copyrighted. Advised requester to get permission for reproducing other 6 copyrighted plans.	1/16/2013	40.00	0:30:00	\$31.30
2013-033	Linda	Hughes		In Person	Police incident report for unauthorized entry into her condo on 12/25/2012	Police	1/23/2013	1/30/2013	1/23/2013	Picked up records	1/23/2013	0.50	0:10:00	\$10.68
2013-034	Sriram & Fareez	Krishnaswamy		In Person	Police incident report re: accident on Iven Ave. on march 2, 2012	Police	1/23/2013	1/30/2013	1/23/2013	Picked up records	1/23/2013	1.50	0:10:00	\$10.68
2013-035	Kay	Hollenbeck		Fax	General contractor information for permit at Rite Aid at 237 E. Lancaster Ave.	Community Development	1/28/2013	2/4/2013	1/28/2013	Provided information via email	1/29/2013		0:30:00	\$31.30
2013-036	Bonnie	Weber		Email	Police incident report #130001036	Police	1/29/2013	2/5/2013	1/30/2013	Picked up records	1/30/2013	0.50	0:15:00	\$16.69
2013-037	Catherine	Lowry		In Person	Records for 861 S. Bryn Mawr Ave., Newtown Square	Community Development	1/23/2013	1/30/2013	1/23/2013	Picked up records	1/23/2013	3.50	0:45:00	\$46.94
2013-038	Shari	Reams-Henofer		Email	Survey showing property lines for 202 Hermitage La.	Engineering	1/31/2013	2/7/2013	2/4/2013	Provided records	2/7/2013	80.25	1:00:00	\$71.07
2013-039	Chris	Condello	Country Homes	In Person	Contractor information who installed Sanitary Sewer system at 748 Cornerstone Lane.	Engineering	1/30/2013	2/6/2013	1/30/2013	2/4 Extension due 3/6; 1/30 No records found	1/30/2013	0.00	1:00:00	\$71.07
2013-040	Linda	Durrach		In Person	Building envelope of property at 510 Chandler La.	Community Development	1/23/2013	1/30/2013	1/30/2013	Provided records	1/30/2013		0:15:00	\$15.65
2013-041	Sam	Strike		In Person	Police incident reports (see RTK request)	Police	1/29/2013	2/5/2013	1/29/2013	Picked up records	1/29/2013	0.00	0:30:00	\$33.38
2013-042	Kinara	Patel		In Person	Police incident report #130001290	Police	1/30/2013	2/6/2013	1/30/2013	Picked up records	1/30/2013	0.50	0:15:00	\$16.69
2013-043	Denise	Clofine	St. Edmond's Home for Children	Fax	Police incident report dated 1/26/13 re: disturbance	Police	1/31/2013	2/7/2013	2/7/2013	Picked up records	2/7/2013	0.75	0:15:00	\$16.69
2013-044	Sriram & Fareez	Krishnaswamy		In Person	Property records re: fence facing Iven Ave.	Community Development	1/23/2013	1/30/2013	1/23/2013	Picked up records	1/25/2013	3.75	0:30:00	\$31.30
2013-045	Michael	Ditomassi		In Person	Fire Marshals report dated 12/21/12 at George's	Community Development	1/31/2013	2/7/2013	2/1/2013	Picked up records	2/1/2013	100.00	0:30:00	\$31.30
2013-046	Al	Pereira		Email	Building permits between 1/1/13 to current.	Community Development	2/4/2013	2/11/2013	2/4/2013	Emailed records	2/4/2013		0:10:00	\$10.01
2013-047	Jim	Schneller		Email	Police records related 200 North block of Radnor Chester Road (between Lancaster Ave. and King of Prussia Road)	Right-to-Know Officer	2/4/2013	2/11/2013	2/5/2013	Records denied	2/8/2013		0:30:00	\$35.24
2013-048	Jim	Schneller		Email	Non-Police records related 200 North block of Radnor Chester Road (between Lancaster Ave. and King of Prussia Road)	Right-to-Know Officer	2/4/2013	2/11/2013	2/5/2013	Records denied	2/8/2013		0:30:00	\$35.24
2013-049	Johnathan	Jones		In Person	Police incident report for incident occurring on 1/9/13.	Police	1/29/2013	2/5/2013	1/31/2013	Picked up records	1/31/2013	1.00	0:15:00	\$16.69
2013-050	Siobhan	Nield		Mail	Building permits issued in January 2013	Community Development	2/7/2013	2/14/2013	2/7/2013	Emailed records	2/7/2013		0:10:00	\$10.01
2013-051	Lisa	Bell		Fax	Plans showing stormwater management details for 729 Harrison Road	Engineering	2/7/2013	2/14/2013	2/8/2013	Emailed records	2/20/2013		0:30:00	\$35.54
2013-052	Janet	Walheim		In Person	Plumbing and grading permits for 327, 329, 331, 333, 335 Liberty La.	Engineering	1/30/2013	2/6/2013	2/4/2013	Picked up records	2/5/2013		0:30:00	\$35.54
2013-053	Alex	Charlton	Delaware County Chamber of Commerce	Fax	Contact information for Radnor Township businesses	Finance	2/12/2013	2/19/2013	2/13/2013	Emailed records	2/13/2013		0:15:00	\$15.90
2013-054	Tracy	Pulos		In Person	Permits and plans for 202 Hermitage Dr.	Community Development	8/23/2012	8/30/2012	8/29/2012	8/29 Notified records available, never came in to pick up records, closed	2/7/2013		0:10:00	\$10.01
2013-055	Janis	Dietz		In Person	Plans for 430 West Ave.	Community Development	1/23/2013	1/30/2013	1/29/2013	1/29 Notified records available; 2/6 picked up records	2/6/2013	80.00	1:00:00	\$62.59
2013-056	Robert	Fazio		In Person	Plans for 533 County Line Road	Community Development	2/11/2013	2/18/2013	2/11/2013	Picked up records	2/11/2013	20.00	0:30:00	\$31.30
2013-057	Steve	Scheri	RWLL	In Person	Site plans for Encke Park showing staer and sewer lines	Engineering	1/31/2013	2/7/2013	1/31/2013	Picked up records	2/7/2013	20.00	0:30:00	\$35.54
2013-058	John	Lieberman		In Person	Land development plan for Club La Maison	Engineering	2/5/2013	2/12/2013	2/5/2013	Picked up records	2/8/2013	22.75	0:30:00	\$35.54
2013-059	Linda	Marshall		In Person	Police incident report #130000421	Police	2/6/2013	2/13/2013	2/6/2013	Picked up records	2/6/2013	1.00	0:15:00	\$16.69
2013-060	Darren	Bonass		Fax	Building permits for January 2013	Community Development	2/8/2013	2/15/2013	2/8/2013	Emailed records	2/8/2013		0:15:00	\$15.65

RADNOR TOWNSHIP
Right to Know Requests
January - September 2013

No	First Name	Last Name	Company	Submitted by (Email/Fax/Mail /in person)	Description of request	Department	Date Requested/ Received	5 Day Response Due Date	Initial Response Date	Response Detail (Review, Sent/Picked Up, Extension, Denied, Never Picked up)	Fulfilled/ Closed Date	Fee Pd	Total Hours	Total Labor Cost
2013-061	Janice	Rolnik		In Person	List of student approved housing	Community Development	2/7/2013	2/14/2013	2/7/2013	Emailed records	2/7/2013		0:15:00	\$15.65
2013-062	Chris	Allen		In Person	Property files	Community Development	2/7/2013	2/14/2013	2/7/2013	2/8 advised requestor no records available	2/8/2013		0:30:00	\$31.30
2013-063	Kathleen	Fox		In Person	Plot plan for 671 Church Road	Engineering	2/7/2013	2/14/2013	2/7/2013	Emailed records	2/8/2013		0:15:00	\$17.77
2013-064	Deron	Platt	AMC Nursery and Landscaping Inc.	In Person	Plot plan for 382 Strathmore Road	Engineering	2/13/2013	2/20/2013	2/13/2013	Reviewed records	2/13/2013		0:15:00	\$17.77
2013-066	Mary Lou	Doherty		Fax	Records dated January 1, 2008 to date for (a) Notices of Property Inspections sent to Property Owners (b) Exceptions to Notification to Inspect pursuant to Chapter 222 taken by Property Owner (c) Notification of Violation of a Section of Chapter 222 sent to Property Owner and (d) Citations issued to Property Owner charging a violation of a Section of Chapter 222	Right-to-Know Officer	2/12/2013	2/19/2013	2/12/2013	2/19 - notification of extension, 3/21 denial; 4/3 Doherty submits appeal to PA OOR; 4/4 PA OOR Final Determination - dismissed (see RTK); 4/8 Doherty resubmitted and refiled appeal with OOR; 4/10 OOR Dismissed appeal	4/10/2013		0:30:00	\$35.24
2013-067	Mary Lou	Doherty		Fax	Duplicate of RTK 2013-067 labeled "Second Notice"	Right-to-Know Officer	2/12/2013	2/19/2013	2/12/2013	2/19 - notification of extension, 3/21 denial; 4/3 Doherty submits appeal to PA OOR; 4/4 PA OOR Final Determination - dismissed (see RTK); 4/8 Doherty resubmitted and refiled appeal with OOR; 4/10 OOR Dismissed appeal	4/10/2013		0:30:00	\$35.24
2013-068	Sharlenn	Pratt		Mail	Police reports re: auto and pedestrian accidents at or near 384 W. Lancaster Avenue	Police	2/15/2013	2/22/2013	2/15/2013	4/4/13 RTK turned over to Ofc. Stiansen. Ofc trying to touch base with Ms. Pratt. 4/18/13 picked up records	4/18/2013	18.25	0:30:00	\$33.38
2013-069	Jim	Greenfield		In Person	Permit applications for 900 County Line Road	Community Development	1/23/2013	1/30/2013	1/24/2013	Reviewed records	1/24/2013		0:30:00	\$31.30
2013-070	Gregory	Hume		Fax	Plans for 325 Walnut Ave.	Community Development	1/25/2013	2/1/2013	1/25/2013	2/15/13 closed, never reviewed records	2/15/2013		0:10:00	\$10.01
2013-071	Lois	Brown		In Person	Plans, contractor, inspector for addition	Community Development	1/30/2013	2/6/2013	2/4/2013	Picked up records	2/8/2013		0:30:00	\$31.30
2013-072	Michael	Kurman		In Person	Township code re: fences and Township notifications re: fence at 231 Iven Ave.	Community Development	2/13/2013	2/20/2013	2/13/2013	Picked up records	2/13/2013	4.00	0:15:00	\$15.65
2013-073	Lisa	Dyer		Fax	Building permits for January 2013	Community Development	2/13/2013	2/20/2013	2/13/2013	Emailed records	2/15/2013		0:10:00	\$10.01
2013-074	Patrick	Greenfield		In Person	Plans for 907 and 909 Weldon La.	Community Development	2/13/2013	2/20/2013	2/13/2013	Reviewed records	2/13/2013		0:30:00	\$31.30
2013-075	Robert	Fazio		In Person	Fence permit	Community Development	2/13/2013	2/20/2013	2/13/2013	Reviewed records	2/13/2013		0:30:00	\$31.30
2013-076	Jeanne	Burkey		In Person	Site plan	Community Development	2/13/2013	2/20/2013	2/13/2013	No records available	2/14/2013		0:10:00	\$10.01
2013-077	Morgan	Gans		In Person	Police incident report #130002005	Police	2/13/2013	2/20/2013	2/13/2013	Picked up records	2/13/2013	0.75	0:10:00	\$10.68
2013-078	Hilary	Mameniskis		In Person	Police incident report #100012787	Police	2/14/2013	2/21/2013	2/14/2013	Picked up records	2/14/2013	1.00	0:10:00	\$10.68
2013-079	Megan	Whitehill		In Person	Police incident report #080015415	Police	2/15/2013	2/22/2013	2/15/2013	Picked up records	2/15/2013	2.00	0:15:00	\$16.69
2013-080	Gary and Anne	Fick		In Person	Restrictions, uses, easements, and planning commission requirements for 719 Bryn Mawr Avenue, BM	Engineering	2/20/2013	2/27/2013	2/20/2013	2/27/13 Extension due 3/29/13; 3/19 No records	3/19/2013		0:00:00	\$0.00
2013-081	Gary and Anne	Fick		In Person	Restrictions, uses, easements, and planning commission requirements for 711 Bryn Mawr Avenue, BM	Engineering	2/20/2013	2/27/2013	2/20/2013	2/27/13 Extension due 3/29/13; 3/19 No records	3/19/2013		0:00:00	\$0.00
2013-082	Gary and Anne	Fick		In Person	Restrictions, uses, easements, and planning commission requirements for 713 Bryn Mawr Avenue, BM	Engineering	2/20/2013	2/27/2013	2/20/2013	2/27/13 Extension due 3/29/13; 3/19 No records	3/19/2013		0:00:00	\$0.00
2013-083	Gary and Anne	Fick		In Person	Restrictions, uses, easements, and planning commission requirements for 715 Bryn Mawr Avenue, BM	Engineering	2/20/2013	2/27/2013	2/20/2013	2/27/13 Extension due 3/29/13; 3/19 picked up records	3/19/2013	9.75	3:00:00	\$213.21
2013-084	Gary and Anne	Fick		In Person	Restrictions, uses, easements, and planning commission requirements for 721 Bryn Mawr Avenue, BM	Engineering	2/20/2013	2/27/2013	2/20/2013	2/27/13 Extension due 3/29/13; 3/19 No records	3/19/2013		0:00:00	\$0.00

RADNOR TOWNSHIP
Right to Know Requests
January - September 2013

No	First Name	Last Name	Company	Submitted by (Email/Fax/Mail /in person)	Description of request	Department	Date Requested/ Received	5 Day Response Due Date	Initial Response Date	Response Detail (Review, Sent/Picked Up, Extension, Denied, Never Picked up)	Fulfilled/ Closed Date	Fee Pd	Total Hours	Total Labor Cost
2013-085	Gary and Anne	Fick		In Person	Restrictions, uses, easements, and planning commission requirements for 723 Bryn Mawr Avenue, BM	Engineering	2/20/2013	2/27/2013	2/20/2013	2/27/13 Extension due 3/29/13; 3/19 No records	3/19/2013		0:00:00	\$0.00
2013-086	Michael	Dumin		Email	Drainage plans for 346 Belrose Lane	Engineering	2/21/2013	2/28/2013	2/21/2013	Reviewed records	2/21/2013		0:15:00	\$17.77
2013-087	Tammi	Torbik		Email	Ordinance 89-50	Right-to-Know Officer	2/22/2013	3/1/2013	2/22/2013	Emailed records	2/22/2013		0:10:00	\$11.28
2013-088	Raymond	Levin		In Person	Zoning appeal #2851	Community Development	2/25/2013	3/4/2013	2/25/2013	Picked up records	2/25/2013	2.00	0:10:00	\$10.01
2013-089	Richard	Ilgenfritz		Fax	Police incident reports #130002333, 130002385, 130002453, 130002455, 130002472, 130002521	Police	2/26/2013	3/5/2013	3/5/2013	Picked up records	3/5/2013	4.50	0:15:00	\$16.69
2013-090	Dale	Reiser	DCR Environmental Services, Inc.	Fax	Historical uses, environmental records including storage tanks, spills, violations, etc. for 314-316 E. Lancaster Ave.	Community Development	2/27/2013	3/6/2013	3/7/2013	3/7 emailed records available. 5/1/13 Closed out, never picked up	5/1/2013		0:10:00	\$10.01
2013-091	Joanna	McDevitt	Edgemont Supply	Fax	Building permits from 1/1/13 to present.	Community Development	2/27/2013	3/6/2013	2/27/2013	Emailed records	2/27/2013		0:15:00	\$15.65
2013-092	Kathryn	Yavorek		Email	Plot plan for 222 Lowrys La.	Engineering	2/27/2013	3/6/2013	2/28/2013	Emailed records	2/28/2013		0:15:00	\$17.77
2013-093	Jodi	DiMarco, Esq.	Safeguard Properties	Fax	Notice of code violation for 122 Hickory Lane, BM	Community Development	3/4/2013	3/11/2013	3/7/2013	3/7 emailed records available; 5/1/13 closed out, never picked up	5/1/2013		0:10:00	\$10.01
2013-094	Susan	Barbera		In Person	Police incident report #130002406	Police	2/25/2013	3/4/2013	2/26/2013	Picked up records	2/26/2013		0:15:00	\$16.69
2013-095	Robert	Lambert		Email	Site plan for Cabrini College Science Building circa 2002	Engineering	2/26/2013	3/5/2013	2/26/2013	Reviewed records	2/26/2013		0:10:00	\$11.37
2013-096	Robert	Lambert		Email	Permits issued after 2005 (stormwater) for 564 Maplewood	Engineering	2/26/2013	3/5/2013	2/26/2013	Emailed records	2/26/2013		0:10:00	\$11.37
2013-097	Raymond	Levine		In Person	270-272 S. Bryn Mawr Ave.	Community Development	2/26/2013	3/5/2013	2/26/2013	Picked up records	2/26/2013	1.00	0:45:00	\$46.94
2013-098	John	Smirga		In Person	Public sewer plans for 637 Eagle Road	Engineering	2/27/2013	3/6/2013	2/27/2013	Emailed records	2/28/2013		0:30:00	\$35.54
2013-099	Gary	Tuma		Fax	Nearest manhole to 266 Hothorpe La.	Engineering	2/28/2013	3/7/2013	3/4/2013	Emailed records	3/4/2013		0:30:00	\$35.54
2013-100	Timothy	Krug		In Person	Records for Lot 159 Hillside Circle, 108 Hillside Circle, and 38 Burside Road	Community Development	3/1/2013	3/8/2013	3/1/2013	Reviewed records	3/1/2013		0:30:00	\$31.30
2013-101	Margaret	Gould	Gould Environmental, Inc.	Email	1) Tax assessor's summary pages, 2) Comm Dev correspondences, permits, code violations, permits, etc, 3) Engineering correspondences, plan review, etc, 4) Fire reports 5) Police incident reports for 320 - 322 King of Prussia Road	Right-to-Know Officer	3/7/2013	3/14/2013	3/7/2013	1) 3/5/13 denied - no records. 3/7/13 - denied all. 3/7/13 - resubmitted request. Eng. 3/11 no records Comm Dev - 3/21 emailed records Police	3/21/2013		0:30:00	\$35.24
2013-102	George	Montgomery	Montgomery Investment Technology	In Person	Police incident report #100000923	Police	2/28/2013	3/7/2013	2/28/2013	Picked up records	2/28/2013	0.50	0:10:00	\$10.68
2013-103	Richard	Eiszner		In Person	Police incident report #020202004 and 050217001	Police	3/4/2013	3/11/2013	3/4/2013	Picked up records	3/4/2013	1.75	0:10:00	\$10.68
2013-104	Jared	Scott		In Person	Police incident report #130002455	Police	3/4/2013	3/11/2013	3/4/2013	Picked up records	3/4/2013	0.50	0:10:00	\$10.68
2013-105	Giang	Pham		In Person	Police incident report #120015335	Police	3/4/2013	3/11/2013	3/4/2013	Picked up records	3/4/2013	0.75	0:15:00	\$16.69
2013-107	Maggie	McWilliams		Mail	Plans for 215 St. Davids Court	Community Development	3/6/2013	3/13/2013	3/7/2013	Reviewed records	3/7/2013		0:15:00	\$15.65
2013-108	Lisa	Roth		In Person	748 Newtown Road	Community Development	3/6/2013	3/13/2013	3/6/2013	Reviewed records	3/6/2013		0:15:00	\$15.65
2013-109	Brian	Razzi		Mail	Current police contract	Finance	3/8/2013	3/15/2013	3/8/2013	Emailed records	3/11/2013		0:10:00	\$10.17
2013-110	Darren	Bonass		Fax	Building permits issued in February 2013	Community Development	3/4/2013	3/11/2013	3/4/2013	Emailed records	3/6/2013		0:10:00	\$10.01
2013-111	Al	Pereira		Email	Building permits issued from February 1, 2013 to current date.	Community Development	3/6/2013	3/13/2013	3/6/2013	Emailed records	3/6/2013		0:10:00	\$10.01
2013-112	Denise	Malkowicz		In Person	Police incident report #130002775	Police	3/11/2013	3/18/2013	3/11/2013	Picked up records	3/11/2013	1.85	0:10:00	\$10.68
2013-113	James	Gutekunst		In Person	Police incident report #130003153 and 130003167	Police	3/11/2013	3/18/2013	3/11/2013	Picked up records	3/11/2013	1.25	0:10:00	\$10.68
2013-114	Brian	Price		In Person	Drawings for 9 and 16 Inverness	Community Development	3/8/2013	3/15/2013	3/8/2013	Picked up records	3/8/2013	40.00	0:30:00	\$31.30
2013-115	Birdella	Bruner		In Person	Police records for relating to Annie Schimmel and Qaseem Bruner	Police	3/11/2013	3/18/2013	3/13/2013	Picked up records	3/13/2013	19.00	0:30:00	\$33.38
2013-116	Thomas	Thomas			Police incident report #130001599	Police	3/13/2013	3/20/2013	3/13/2013	Picked up records	3/13/2013	0.75	0:10:00	\$10.68
2013-117	Trish	Frasetto	Signature Information Solutions	Mail	2013 Real Estate Tax payments as of report run date	Finance	3/13/2013	3/20/2013	3/14/2013	Emailed records	3/14/2013		0:10:00	\$10.17

**RADNOR TOWNSHIP
Right to Know Requests
January - September 2013**

No	First Name	Last Name	Company	Submitted by (Email/Fax/Mail /in person)	Description of request	Department	Date Requested/ Received	5 Day Response Due Date	Initial Response Date	Response Detail (Review, Sent/Picked Up, Extension, Denied, Never Picked up)	Fulfilled/ Closed Date	Fee Pd	Total Hours	Total Labor Cost
2013-118	Paul	Stein	Elegant Fence	Mail	Pool permits issued in the past 4 months.	Community Development	3/14/2013	3/21/2013	3/14/2013	Emailed no records available	3/18/2013		0:10:00	\$10.01
2013-119	Lisa	Dyer		Fax	Building permits issued in February 2013	Community Development	3/13/2013	3/20/2013	3/13/2013	Emailed records	3/13/2013		0:10:00	\$10.01
2013-120	Trish	Frasetto	Signature Information Solutions	Mail	2013 Real Estate Tax payments as of report run date	Finance	3/18/2013	3/25/2013	3/18/2013	Emailed records	3/18/2013		0:10:00	\$10.17
2013-121	Matthew	Marshall		Fax	Property records for 228 Walnut Ave and 219 Poplar Ave.	Community Development	3/15/2013	3/22/2013	3/15/2013	Reviewed records	3/26/2013		0:30:00	\$31.30
2013-122	Alan	Brink		In Person	Candidate Ethics Forms for Mary Foy, Diane Ebril, Elaine Schefer, and Bill Spingler	Right-to-Know Officer	3/19/2013	3/26/2013	3/19/2013	Reviewed records (see notes on form)	3/19/2013		0:15:00	\$17.62
2013-123	Bill	Cook		Fax	Allowable impervious surface at 102 Hillside Circle, Villanova	Engineering	3/19/2013	3/26/2013	3/22/2013	Emailed no records available	3/22/2013		0:30:00	\$35.54
2013-124	Jamie	Jun	Fromhold Jaffe & Adams	Email	Zoning appeal #2472	Community Development	3/19/2013	3/26/2013	3/26/2013	Picked up records	3/26/2013	15.00	0:30:00	\$78.24
2013-126	Sherrerd	Steele	ePhase, Inc.	Email	Building permits, violations, tank permits/removals, fire records, and other environmental related records for 636 605 Conestoga Road	Community Development	4/2/2013	4/9/2013	4/3/2013	3/20/13 wrong address submitted; 4/2/13 resubmitted new RTK; 4/3 emailed records available; 4/4 reviewed records	4/4/2013		0:10:00	\$10.01
2013-127	Brianna	Panasewicz		In Person	Photos, videos taken of requester by Linda Gonzalez	Community Development	3/19/2013	3/26/2013	3/19/2013	Emailed records	3/19/2013		0:10:00	\$10.01
2013-128	Melissa	Schroeder		In Person	Photos submitted by Linda Gonzales on 3/14/13	Community Development	3/19/2013	3/26/2013	3/19/2013	Emailed records	3/19/2013		0:10:00	\$10.01
2013-129	Thomas	Mayhew		Email	Police Citation # P5311500-5 and # P4239422-5	Police	3/20/2013	3/27/2013	3/20/2013	Notified records available, 4/18/13 Picked up records	4/18/2013	1.75	0:15:00	\$16.69
2013-130	Stephen	Morris		Email	House plans for 728 Sproul Road	Community Development	3/22/2013	3/29/2013	3/25/2013	3/25 records available; 3/27 picked up records	3/27/2013	65.75	0:10:00	\$10.01
2013-131	Mike	Monahan		In Person	Plot plan for 112 North Aberdeen Ave.	Community Development	3/18/2013	3/25/2013	3/18/2013	Picked up records	3/18/2013		0:10:00	\$10.01
2013-132	Cynthia	Roscioli		In Person	Police incident report for #130003518 and 130003535	Police	3/19/2013	3/26/2013	3/19/2013	Picked up records	3/19/2013	1.50	0:10:00	\$10.68
2013-133	Alison	Evans		In Person	Police incident report #1300030388	Police	3/20/2013	3/27/2013	3/20/2013	Picked up records	3/20/2013	0.75	0:10:00	\$10.68
2013-134	Jan	Hardy		Mail	Pothole report re: potholes on Radnor Chester Road between 1/1/12 to date.	Right-to-Know Officer	3/22/2013	3/29/2013	3/22/2013	No records available; Radnor Chester Road is state-owned Road	3/22/2013		0:10:00	\$11.28
2013-135	Richard	Ilgenfritz	Main Line Media News	Email	Police incident #130034989, 130003397, 13003507, 130003556, 130003481	Police	3/25/2013	4/1/2013	3/25/2013	Picked up records	3/28/2013	0.00	0:15:00	\$16.69
2013-136	Richard	Booker		Email	Records re: \$50,000 gift from BioMed Realty to the Township and re: review/final opinion by Township and Solicitor that there was no conflict in BOC solicitation and acceptance of \$50,000 gift from BioMed Realty to Township (as approved by Resolution 2013-26); 3/26/13 Extension issued due 5/1/13; 4/29/13 emailed records	Right-to-Know Officer	3/25/2013	4/1/2013	3/25/2013	3/25 - Notice of extension, Extension due 5/1; 4/29 Emailed records	4/29/2013		2:00:00	\$140.96
2013-138	Robert	Strandberg		In Person	Building permits issued in the last 60 days	Community Development	3/25/2013	4/1/2013	3/25/2013	Emailed records	3/25/2013		0:10:00	\$10.01
2013-139	Leslie	Morgan		In Person	Zoning hearing appeal #2879	Community Development	3/25/2013	4/1/2013	3/25/2013	Reviewed records	3/25/2013		0:10:00	\$10.01
2013-140	Asher	Block		In Person	Police incident reports re: Asher Block	Police	3/25/2013	4/1/2013	3/25/2013	Picked up records	3/25/2013	10.00	0:10:00	\$10.68
2013-141	Nabil	Mikhail		In Person	Police incident report #130003517	Police	3/19/2013	3/26/2013	3/19/2013	Picked up records	3/19/2013	1.00	0:15:00	\$16.69
2013-142	Robert	Huffman		In Person	Police incident report #130003633	Police	3/25/2013	4/1/2013	3/25/2013	Picked up records	3/25/2013	0.50	0:15:00	\$16.69
2013-143	Terrence	Ennis		In Person	Police incident report #130003518 and 130003535	Police	3/25/2013	4/1/2013	3/25/2013	Picked up records	3/25/2013	2.25	0:15:00	\$16.69
2013-144	Sam	Strike		In Person	Police incident reports (see RTK request)	Police	3/21/2013	3/28/2013	3/21/2013	Picked up records	3/21/2013	0.00	0:30:00	\$33.38
2013-145	Frank	Carney		In Person	Plot plan for 757 Bryn Mawr	Community Development	3/18/2013	3/25/2013	3/22/2013	Reviewed records	3/26/2013	0.00	0:10:00	\$10.01
2013-146	Janet	Graves		In Person	Plot plan for 208 West Avenue, Wayne	Engineering	3/13/2013	3/20/2013	3/14/2013	Reviewed records	3/14/2013		0:10:00	\$11.37
2013-147	Richard	Gladys		In Person	Police incident report #130001952	Police	3/26/2013	4/2/2013	3/26/2013	Picked up records	3/27/2013	0.75	0:15:00	\$16.69

RADNOR TOWNSHIP
Right to Know Requests
January - September 2013

No	First Name	Last Name	Company	Submitted by (Email/Fax/Mail /in person)	Description of request	Department	Date Requested/ Received	5 Day Response Due Date	Initial Response Date	Response Detail (Review, Sent/Picked Up, Extension, Denied, Never Picked up)	Fulfilled/ Closed Date	Fee Pd	Total Hours	Total Labor Cost
2013-148	Courtney	Savidge	RT Environmental Services, Inc.	Fax	Records relating to chemical storage, tanks, spills, cleanups, permits/violations, remdiation, contamination, wells, septic at 240 North Radnor Chester Road	Community Development	4/2/2013	4/9/2013	4/5/2013	Reviewed records	4/5/2013		0:30:00	\$31.30
2013-149	Brad	Austin		Fax	Records relating to excess proceeds du to foreclosure and probate	Finance	4/2/2013	4/9/2013	4/2/2013	Denied - no records exists	4/2/2013		0:15:00	\$15.90
2013-150	Brad	Austin		Fax	Records relating to uncashed checks/warrants, tax overpayments, and unclaimed funds	Finance	4/2/2013	4/9/2013	4/2/2013	Denied - no records exists	4/2/2013		0:15:00	\$15.90
2013-151	April	Gatewood		Fax	Police incident report for 110 woods Lane on 9/30/2011	Police	4/3/2013	4/10/2013	4/3/2013	4/3/2013 Notified records available; 4/4/13 picked up records	4/4/2013	1.75	0:15:00	\$16.69
2013-152	Joanna	McDevitt	Edgemont Supply	Fax	Building permits for March 2013	Community Development	4/3/2013	4/10/2013	4/3/2013	Emailed records	4/3/2013		0:10:00	\$10.01
2013-153	Scott	Kuiperi		Email	Police incident report re: underage drinking in April 2006	Police	4/3/2013	4/10/2013	4/3/2013	4/3/2013 Notified records available; 4/9/13 Picked up records	4/9/2013	1.00	0:15:00	\$16.69
2013-154	Kimberly	Sheffler		In Person	Police incident report #130003735	Police	3/28/2013	4/4/2013	3/28/2013	Picked up records	3/28/2013	1.00	0:15:00	\$16.69
2013-155	Richard	Ilgenfritz	Main Line Media News	In Person	Police incident report #130003549, 130003574, 130003599, 130003654, 130003735, 130003820	Police	3/28/2013	4/4/2013	3/28/2013	Picked up records	3/28/2013	0.00	0:15:00	\$16.69
2013-156	Judith	Bachman		In Person	Police incident report #130004083	Police	4/3/2013	4/10/2013	4/3/2013	Picked up records	4/3/2013	1.25	0:15:00	\$16.69
2013-157	Chris	Moore	XL Builders	In Person	Plans for 31 Northwoods Road	Community Development	4/2/2013	4/9/2013	4/2/2013	Picked up records	4/2/2013		0:15:00	\$15.65
2013-158	Michael	Kurman	Access Investigative Group	In Person	History of accidents at intersection of Iven Ave. and Sinkler drive from March 1, 2011 to present.	Police	3/5/2013	3/12/2013	4/4/2013	Picked up records	4/4/2013	36.00	0:30:00	\$33.38
2013-159	Jolie	Kahn		Email	Police incident report #130003517	Police	4/5/2013	4/12/2013	4/11/2013	Picked up records	4/11/2013		0:10:00	\$10.68
2013-160	George	Broseman		In Person	ZHB appeal no. 1745 re: 115 Strafford Ave. Zoning info for 380 and 384 W. Lancaster Ave., Wayne. Site plans, zoning for street parking and parking spaces	Community Development	3/19/2013	3/26/2013	3/19/2013	Picked up records	4/5/2013	72.75	0:30:00	\$31.30
2013-161	Sharlenn	Pratt		Mail	Police incident reports (see RTK request)	Community Development	3/20/2013	3/27/2013	3/20/2013	Picked up records	4/8/2013	21.50	0:45:00	\$46.94
2013-162	Sam	Strike		In Person	Permit records for 524 Sproul Road, Villanova 2004 to present	Police	3/28/2013	4/4/2013	3/28/2013	Picked up records	4/5/2013	0.00	0:30:00	\$33.38
2013-163	Meredith	Mustard		In Person	Police incident report #130004204	Community Development	4/4/2013	4/11/2013	4/5/2013	Picked up records	4/5/2013	2.50	0:30:00	\$31.30
2013-164	Lisa	Messimer		In Person	Police incident report #040425004, 050722033, 021009018, 040102016	Police	4/4/2013	4/11/2013	4/4/2013	Picked up records	4/4/2013	0.75	0:10:00	\$10.68
2013-165	Austin	Cohen		In Person	Police incident report #130003789	Police	4/5/2013	4/12/2013	4/5/2013	Picked up records	4/5/2013	2.50	0:15:00	\$16.69
2013-166	Eddie	Isles		In Person	Site plan and building plans and permits for 404 West Ave, Wayne.	Police	4/8/2013	4/15/2013	4/8/2013	Picked up records	4/8/2013	0.75	0:10:00	\$10.68
2013-167	David	Carey		Fax	Building plans	Community Development	4/3/2013	4/10/2013	4/3/2013	Reviewed records	4/8/2013		0:30:00	\$31.30
2013-168	Paul	Bloomfield		In Person	Questions re: Encke Tot Lot	Community Development	3/5/2013	3/12/2013	3/5/2013	Reviewed records	4/8/2013		0:15:00	\$15.65
2013-169	Carolyn	Washburn		Email	Right-to-Know Officer	Right-to-Know Officer	4/8/2013	4/15/2013	4/8/2013	Provided answers to requestor's questions via email.	4/10/2013		0:30:00	\$35.24
2013-170	Parker	Sherry		Email	As discussed at BOC meeting on 4/8/13 (1) Swap Agreement (2) Termination Agreeemnt of Swap Agreement, (3) Financial records relating to Termination Agreement including all costs and fees	Finance	4/10/2013	4/17/2013	4/15/2013	4/15 - extension; 5/17 extension due; 4/16 emailed records; 4/22 emailed revised response letter as requested by Sherry; 5/6 Sherry appeal to OOR; 5/13 OOR dismissed appeal; 5/23 Sherry appeal 2 to OOR; 5/15 Solicitor submit response to appeal to OOR; 6/12 OOR granted appeal to Sherry. Twp ordered to release responsive records. ; 7/11 Twp provided requested records per OOR final determination	7/11/2013		1:00:00	\$63.59

**RADNOR TOWNSHIP
Right to Know Requests
January - September 2013**

No	First Name	Last Name	Company	Submitted by (Email/Fax/Mail /in person)	Description of request	Department	Date Requested/ Received	5 Day Response Due Date	Initial Response Date	Response Detail (Review, Sent/Picked Up, Extension, Denied, Never Picked up)	Fulfilled/ Closed Date	Fee Pd	Total Hours	Total Labor Cost
2013-171	Leslie	Morgan		In Person	Adelberger Florist project at 229 and 250 W. Wayne.	Engineering	4/3/2013	4/10/2013	4/3/2013	Reviewed records	4/3/2013		0:30:00	\$35.54
2013-172	Leslie	Morgan		In Person	115 Strafford Avenue	Engineering	4/3/2013	4/10/2013	4/3/2013	Picked up records	4/3/2013	20.00	0:30:00	\$35.54
2013-173	Liz	Maratea		In Person	123 and 125 Francis Ave.	Community Development	4/5/2013	4/12/2013	4/5/2013	Reviewed records	4/9/2013		0:15:00	\$15.65
2013-174	Leslie	Morgan		In Person	115 Strafford Avenue	Community Development	4/8/2013	4/15/2013	4/8/2013	Picked up records	4/9/2013	17.00	1:00:00	\$62.59
2013-175	John	Libberman		In Person	Variance in approved land development plan dated 2/20/1981	Community Development	4/10/2013	4/17/2013	4/10/2013	Picked up records	4/10/2013	51.25	0:45:00	\$46.94
2013-176	Trish	Frasetto	Signature Information Solutions	Mail	2013 Real Estate Tax payments, and sewer and trash balances through February 2013	Finance	4/11/2013	4/18/2013	4/11/2013	Emailed records	4/16/2013		0:30:00	\$31.80
2013-177	Sharon	Osborne		In Person	Sidewalk permit for 132 East Beechtree La, Wayne	Engineering	4/8/2013	4/15/2013	4/8/2013	Emailed records	4/11/2013		0:15:00	\$17.77
2013-178	Leslie	Morgan		In Person	FOID request on proof of equitable ownership for 115 Strafford Ave.	Engineering	4/9/2013	4/16/2013	4/9/2013	Reviewed records	4/9/2013		0:30:00	\$35.54
2013-179	Lisa	Dyer		Fax	Building permits issued in March 2013	Community Development	4/10/2013	4/17/2013	4/10/2013	Emailed records	4/10/2013		0:10:00	\$10.01
2013-180	Cindy	Berman		In Person	Grading, addition plans for 940, 942, 944, and 946 County Line Road, Bryn Mawr	Community Development	4/12/2013	4/19/2013	4/12/2013	Reviewed records	4/12/2013		0:30:00	\$31.30
2013-181	Thomas	Sklow		In Person	Police incident report #130003797	Police	4/8/2013	4/15/2013	4/8/2013	Picked up records	4/8/2013		0:10:00	\$10.68
2013-182	Kathleen	Cordell		In Person	Plan with pdimension of lot, water runoff drains, sewer drains at 517 Fox Run Lane	Community Development	4/10/2013	4/17/2013	4/16/2013	Picked up records	4/16/2013	15.00	0:15:00	\$15.65
2013-183	Frances	Harper		In Person	Police incident report #130004714	Police	4/15/2013	4/22/2013	4/15/2013	Picked up records	4/15/2013	0.50	0:10:00	\$10.68
2013-184	Ye	Wang		In Person	Property file for 690 S. Bryn Mawr Ave.	Community Development	3/27/2013	4/3/2013	3/27/2013	Reviewed records	4/15/2013		0:15:00	\$15.65
2013-185	Darren	Bonass		Fax	Building permits issued in March 2013	Community Development	4/15/2013	4/22/2013	4/15/2013	Emailed records	4/15/2013		0:10:00	\$10.01
2013-186	Christopher	Lombardi		In Person	Site map for 344 King of Prussia Road	Community Development	4/10/2013	4/17/2013	4/10/2013	Picked up records	4/10/2013	9.00	0:15:00	\$15.65
2013-187	James	Schneller		In Person	Records for 200 Radnor Chester Road	Community Development	4/10/2013	4/17/2013	4/10/2013	Reviewed records	4/17/2013		0:15:00	\$15.65
2013-188	Emily	Nelson		In Person	Police incident report for 130004726	Police	4/16/2013	4/23/2013	4/16/2013	Picked up records	4/16/2013	0.75	0:10:00	\$10.68
2013-189	Katrina	Gallia		In Person	Police reports 4700 and 4832	Police	4/16/2013	4/23/2013	4/16/2013	Picked up records	4/16/2013	1.75	0:10:00	\$10.68
2013-190	George	Broseman		Email	2 DVDs of 3/18/2013 BOC meeting	Right-to-Know Officer	4/22/2013	4/29/2013	4/23/2013	Emailed DVDs available	5/6/2013	10.00	0:30:00	\$35.24
2013-191	Gwendolyn	Johnson	Gwendolyn Johnson Design, LLC		Plans showing property lines, setbacks, etc. for 37 Ridgewood Rd., Radnor, PA 1908	Community Development	4/25/2013	5/2/2013	4/25/2013	Picked up records	4/30/2013		0:20:00	\$20.65
2013-193	Carl	Scutti	Scutti & DelBonifro Construction Inc.	Email	Plans for 154 Morningside Cir., Wayne, including foundation detail	Community Development	4/29/2013	5/6/2013	4/29/2013	Reviewed records	5/3/2013		0:15:00	\$15.65
2013-194	Cynthia	Leonardi	Friends2Preserve Radnor	In Person	Documents submitted to the Township in support of VU expansion plans and proposed CIGD Ordinance. Copies of any and all review letters provided from any professional on behalf of Radnor Township, Delaware County, or PennDOT.	Community Development	4/29/2013	5/6/2013	5/2/2013	5/2/13 - 30 day extension; 5/21/13 - emailed records	5/21/2013		0:30:00	\$31.30
2013-195	Jim	Schneller		Email	all documents re: 200 block of North Radnor-Chester Road. (see request)	Right-to-Know Officer	4/29/2013	5/6/2013	4/29/2013	4/30 - emailed that request must be submitted on Township's RTK request form.	4/30/2013		0:10:00	\$11.28
2013-196	Darren	Wallis		Email	Property file for 739 County Line Road	Community Development	5/1/2013	5/8/2013	5/1/2013	Reviewed records	5/5/2013		0:15:00	\$15.65
2013-197	Jim	Greenfield		In Person	Property file for 219 Poplar and 228 Walnut	Community Development	1/23/2013	1/30/2013	1/23/2013	5/1/13 closed out - never picked up records	5/1/2013		0:10:00	\$10.01
2013-198	Dan	Miles		In Person	Site plan for 27 Braxton Road, Bryn Mawr	Engineering	2/21/2013	2/28/2013	2/21/2013	5/1/13 closed out - never picked up records	5/1/2013		0:10:00	\$11.37
2013-199	Juan	Trujillo		In Person	Survey plan for 119 Plant Ave., Wayne	Community Development	3/11/2013	3/18/2013	3/11/2013	5/1/13 closed out - never picked up records	5/1/2013		0:10:00	\$10.01
2013-200	Zach		Doozer Construction	Fax	Plans for 200 S. Ithan Ave.	Community Development	4/29/2013	5/6/2013	4/29/2013	Reviewed records	4/29/2013		0:30:00	\$31.30
2013-201	David	Redash		In Person	Plans for 200 N. Radnor Chester Road	Engineering	4/16/2013	4/23/2013	4/24/2013	Emailed records	4/24/2013		1:00:00	\$71.07

**RADNOR TOWNSHIP
Right to Know Requests
January - September 2013**

No	First Name	Last Name	Company	Submitted by (Email/Fax/Mail /in person)	Description of request	Department	Date Requested/ Received	5 Day Response Due Date	Initial Response Date	Response Detail (Review, Sent/Picked Up, Extension, Denied, Never Picked up)	Fulfilled/ Closed Date	Fee Pd	Total Hours	Total Labor Cost
2013-202	George	Broseman			Records re: mixed use special transportation, transp. Dev., ordinances, applications, plans, reviews, etc.	Engineering	4/18/2013	4/25/2013	4/18/2013	No records found	4/18/2013		0:30:00	\$35.54
2013-203	Donna	Costa	Terrain at Styers	Email	Plot plan for 110 Woods Lane	Community Development	4/18/2013	4/25/2013	4/18/2013	Picked up records	4/23/2013	110.00	0:30:00	\$31.30
2013-204	Leslie	Morgan		In Person	Records for 115 Stratford Ave., Wayne	Community Development	4/18/2013	4/25/2013	4/18/2013	Picked up records	4/19/2013	24.00	0:30:00	\$31.30
2013-205	Stephen	Marshall		In Person	Records for 299 Hare's Lane, Radnor	Engineering	4/19/2013	4/26/2013	4/19/2013	Reviewed records	4/19/2013		0:15:00	\$17.77
2013-206	Richard	Ingelfritz	Main Line Media News	Fax	Police incident reports (see RTK request)	Police	4/19/2013	4/26/2013	4/19/2013	Picked up records	4/19/2013		0:10:00	\$10.68
2013-207	George	Broseman		In Person	ZHB appeal no. 2889 and 2859	Community Development	4/22/2013	4/29/2013	4/22/2013	Reviewed records	4/23/2013		0:15:00	\$15.65
2013-208	Shirley	Hui		In Person	Property files for 234 and 236 Trianon La.	Community Development	4/23/2013	4/30/2013	4/23/2013	Picked up records	4/24/2013	40.00	0:10:00	\$10.01
2013-209	Ariel	Cantara	Pohligh Builders	In Person	Site plans and architectural plans for 579 Hutson Road	Community Development	4/24/2013	5/1/2013	4/24/2013	Reviewed records	4/25/2013		0:30:00	\$31.30
2013-210	Jennifer	Hoplamazian		In Person	Records re: 205 Radnor Chester Road house fire	Community Development	4/24/2013	5/1/2013	4/24/2013	Picked up records	4/26/2013	50.00	0:30:00	\$31.30
2013-211	Joe	Straub		In Person	Grading permits 82-02 and 82-08	Engineering	4/25/2013	5/2/2013	4/25/2013	Reviewed records	4/26/2013		0:30:00	\$35.54
2013-212	Ann	Ledger	Ann Ledger Architect	Fax	House plans for 416 Boxwood Road	Community Development	4/25/2013	5/2/2013	4/25/2013	Reviewed records	4/29/2013		0:15:00	\$15.65
2013-213	Leslie	Morgan		In Person	Radnor Walk files	Community Development	4/25/2013	5/2/2013	4/25/2013	Reviewed records	4/25/2013		0:10:00	\$10.01
2013-214	Jason	Jalzielaszek		In Person	Police incident report on 4/19/13	Police	4/25/2013	5/2/2013	4/25/2013	Picked up records	4/25/2013	0.75	0:15:00	\$16.69
2013-215	Kate	Glerup		In Person	Rental permit letter for 412 West Av.	Community Development	4/26/2013	5/3/2013	4/26/2013	Picked up records	4/26/2013	0.25	0:10:00	\$10.01
2013-216	Eileen	Longacre		In Person	Records for 299 Hares Lane, Radnor	Engineering	4/29/2013	5/6/2013	4/29/2013	Reviewed records	4/29/2013		0:15:00	\$17.77
2013-217	Josephine and Alan	Fitts		In Person	Records for 119 Browning Lane	Community Development	4/29/2013	5/6/2013	4/29/2013	Reviewed records	4/29/2013		0:15:00	\$15.65
2013-218	Christopher	Trucksess		In Person	Plot plan for 239 Barcladen Cir.	Community Development	4/30/2013	5/7/2013	4/30/2013	Reviewed records	4/30/2013		0:20:00	\$20.65
2013-219	Laura	Eosso		Email	Property records for 161 and 201 Pennsylvania Ave.	Community Development	5/1/2013	5/8/2013	5/1/2013	Reviewed records	5/6/2013		0:15:00	\$15.65
2013-220	Stephen	Marshall			Old Hares La	Engineering	5/3/2013	5/10/2013	5/3/2013	Never responded, request closed	8/19/2013		0:10:00	\$11.37
2013-222	George	Broseman		In Person	Records relating to 145 King of Prussia and traffic/transportation, zoning, subdivision, site plans	Community Development	4/23/2013	4/30/2013	4/30/2013	4/30 emailed records available for pickup	5/7/2013	113.75	0:30:00	\$31.30
2013-223	Michael	Casey		In Person	Police incident report re: fraud	Police	4/29/2013	5/6/2013	4/29/2013	Picked up records	4/29/2013	1.00	0:15:00	\$16.69
2013-224	Tina	Krinskin		In Person	Police incident report #130005229	Police	4/29/2013	5/6/2013	4/29/2013	Picked up records	4/29/2013	0.75	0:15:00	\$16.69
2013-225	Sam	Strike		Email	Police incident reports (see RTK request)	Police	4/30/2013	5/7/2013	5/1/2013	Picked up records	5/1/2013	0.00	0:30:00	\$33.38
2013-226	Rinamaria	Narducca		In Person	Police incident report re: disturbanc at Windermere Court	Police	4/30/2013	5/7/2013	4/30/2013	Picked up records	5/2/2013	1.00	0:15:00	\$16.69
2013-227	Tom	Horgan		In Person	Plans	Community Development	5/1/2013	5/8/2013	5/2/2013	Emailed records	5/2/2013		0:15:00	\$15.65
2013-228	Kieth	Anderson		In Person	Police incident report #130005323	Police	5/2/2013	5/9/2013	5/2/2013	Picked up records	5/2/2013	0.50	0:15:00	\$16.69
2013-229	Darren	Bonass		Fax	Building permits issued in March 2013	Community Development	5/6/2013	5/13/2013	5/6/2013	Emailed records	5/7/2013		0:05:00	\$5.19
2013-230	Anthony	Rombola		In Person	Active building permits	Community Development	5/7/2013	5/14/2013	5/7/2013	Picked up records	5/7/2013		0:10:00	\$10.01
2013-231	George	Brosemon		Email	Traffic and related info, analysis, studies, reports associated with redevelopment of 145 King of Prussia Road (Engineering and Comm Dev)	Engineering	5/9/2013	5/16/2013	5/9/2013	Emailed records available	5/13/2013		0:30:00	\$35.54
2013-232	Margaret	Tobin		In Person	Property file for 425 Yorkshire Road	Community Development	4/30/2013	5/7/2013	4/30/2013	Picked up records	5/8/2013	0.50	0:15:00	\$15.65
2013-233	Richard	Ingelfritz		In Person	Police incident reports (see RTK request)	Police	5/1/2013	5/8/2013	5/3/2013	Picked up records	5/3/2013		0:30:00	\$33.38
2013-234	Shirley	Hui		Email	Police incident reports for 234 and 236 Trianon Lane	Police	5/2/2013	5/9/2013	5/2/2013	Picked up records	5/6/2013	3.25	0:15:00	\$16.69
2013-235	Laura	Mureaney		In Person	Police incident report	Police	5/3/2013	5/10/2013	5/3/2013	Picked up records	5/3/2013	1.00	0:10:00	\$10.68
2013-236	Cam	Lacy	DCL Architects	In Person	House plans	Community Development	5/8/2013	5/15/2013	5/8/2013	Emailed records	5/8/2013		0:10:00	\$10.01
2013-237	Joseph	Comwell		Email	ZHB appeal 2794	Community Development	5/9/2013	5/16/2013	5/9/2013	Notified records available, no response; request closed	8/19/2013		0:30:00	\$31.30

**RADNOR TOWNSHIP
Right to Know Requests
January - September 2013**

No	First Name	Last Name	Company	Submitted by (Email/Fax/Mail /in person)	Description of request	Department	Date Requested/ Received	5 Day Response Due Date	Initial Response Date	Response Detail (Review, Sent/Picked Up, Extension, Denied, Never Picked up)	Fulfilled/ Closed Date	Fee Pd	Total Hours	Total Labor Cost
2013-239	Susan	McKeon	Paterson, Keller Williams Realty	Email	Property records re: 254 Biddulph Road	Community Development	5/13/2013	5/20/2013	5/13/2013	Emailed records	5/16/2013		0:10:00	\$10.01
2013-240	Brenden	Dorley		In Person	Sanitary sewer plans between Kinterra Road, Brooke Road, and Edgehill Road	Engineering	5/6/2013	5/13/2013	5/7/2013	Reviewed records	5/7/2013		0:15:00	\$17.77
2013-241	Marco	Dumont		In Person	579 Huston	Community Development	5/9/2013	5/16/2013	5/9/2013	Emailed records	5/10/2013		0:15:00	\$15.65
2013-242	Leslie	Morgan		In Person	ZHB records	Community Development	5/13/2013	5/20/2013	5/13/2013	Picked up records	5/13/2013	2.50	0:10:00	\$10.01
2013-243	Trish	Frassetto	Signature Information Solutions	Mail	2013 Real Estate Tax payments, and sewer and trash balances through April 2013	Finance	5/14/2013	5/21/2013	5/14/2013	Emailed records	5/14/2013		0:10:00	\$10.17
2013-244	Joanna	McDevitt	Edgemont Supply	Fax	Building permits issued in April 2013	Community Development	5/9/2013	5/16/2013	5/9/2013	Emailed records	5/17/2013		0:10:00	\$10.01
2013-245	Joseph	Pless			Police incident report #950106015	Police	5/14/2013	5/21/2013	5/14/2013	Picked up records	5/21/2013	0.75	0:15:00	\$16.69
2013-246	Louise	Singleton		In Person	Property records re: 215 Sugartown Road	Community Development	3/19/2013	3/26/2013	3/19/2013	Never picked up, request closed	5/28/2013		0:10:00	\$10.01
2013-247	Katrina	Gallia		In Person	Police incident reports re: 234 and 236 Trianon La.	Police	5/2/2013	5/9/2013	5/2/2013	Picked up records	5/2/2013	3.25	0:30:00	\$33.38
2013-248	Matthew	Wiseman		In Person	Police incident reports for underage drinking and fine for hitting stop sign with slingshot	Police	5/7/2013	5/14/2013	5/7/2013	Picked up records	5/10/2013	3.75	0:30:00	\$33.38
2013-249	Lisa	Dyer		Email	Building permits issued in April 2013	Community Development	5/8/2013	5/15/2013	5/8/2013	Faxed records	5/16/2013		0:10:00	\$10.01
2013-250	Chris	Moore		In Person	Plans for 31 Northwoods Road	Community Development	5/8/2013	5/15/2013	5/8/2013	Reviewed records	5/9/2013		0:10:00	\$10.01
2013-251	Richard	Ingelfritz		In Person	Police incident reports (see RTK request)	Police	5/9/2013	5/16/2013	5/9/2013	Picked up records	5/10/2013	0.00	0:30:00	\$33.38
2013-252	Jayne	Shein		In Person	Subdivision records for 845 Hunt Road	Community Development	5/9/2013	5/16/2013	5/9/2013	Reviewed records	5/20/2013		0:20:00	\$20.65
2013-253	Andrew	Robbins		In Person	A-11	Community Development	5/14/2013	5/21/2013	5/14/2013	Reviewed records	5/14/2013		0:10:00	\$10.01
2013-254	David	Ludin		In Person	Police incident report re: 1012 E. Lancaster Ave.	Police	5/14/2013	5/21/2013	5/14/2013	Denied request, exempt.	5/14/2013		0:15:00	\$16.69
2013-255	Bernden	Dorley		Email	Plasn for Abrahams La. Subdivision	Engineering	5/15/2013	5/22/2013	5/15/2013	5/16 records available	5/16/2013		0:30:00	\$35.54
2013-256	Grace	Palmer		In Person	Police incident re: 516 Highland Ave.	Police	5/23/2013	5/30/2013	5/23/2013	Picked up records	5/23/2013	1.50	0:15:00	\$16.69
2013-257	Adam	Sherman	Cottage Industries QED Inc.	In Person	Plot plan for 38 Fariston Road	Engineering	5/20/2013	5/27/2013	5/20/2013		5/20/2013		0:15:00	\$17.77
2013-258				In Person	Plot plan for 245 Abrahams La.	Engineering	5/20/2013	5/27/2013	5/20/2013		5/23/2013		0:10:00	\$11.37
2013-259	Sam	Strike		Email	Police incident reports (see RTK request)	Police	5/20/2013	5/27/2013	5/20/2013	Picked up records	5/20/2013	0.00	0:30:00	\$33.38
2013-260	Gary	Fick		In Person	Complaints for 719 Bryn Mawr	Engineering	5/21/2013	5/28/2013	5/21/2013		5/21/2013		0:15:00	\$17.77
2013-261	Eric	Kachele		In Person	Plans for 419 Boxwood Road	Community Development	5/23/2013	5/30/2013	5/23/2013	Emailed records	5/28/2013		0:30:00	\$31.30
2013-267	Colleen	Price		In Person	Property records for 536 Atterbury Road, Villanova	Community Development	5/31/2013	6/7/2013	5/31/2013	Reviewed records	5/31/2013		0:30:00	\$31.30
2013-268	Matthew	Emery			Police incident report #130006830	Police	6/3/2013	6/10/2013	6/7/2013	Picked up records	6/7/2013	0.50	0:15:00	\$16.69
2013-269	Ken	Nemeth		Email	Construction records for 201 West Lancaster Ave., Anthropologie	Community Development	6/3/2013	6/10/2013	6/6/2013	6/6 records available to review; 6/18 reviewed	6/18/2013		0:15:00	\$15.65
2013-270	Dillan	Betts	SmartProcure, LLC	Email	Purchases between 1/1/2008 to current date	Finance	6/4/2013	6/11/2013	6/4/2013	6/10 Emailed records; 6/11 confirmation	6/10/2013		0:45:00	\$47.69
2013-271	Lisa	Lozinak	Village Associates	Fax	Police incident report #130006822	Police	6/5/2013	6/12/2013	6/5/2013	Report is a non-reportable accident; advised to request an accident report	6/5/2013		0:05:00	\$5.54
2013-272	Lisa	Lozinak	Village Associates	Fax	Police incident report #130006916	Police	6/5/2013	6/12/2013	6/5/2013	Report is a non-reportable accident; advised to request an accident report	6/5/2013		0:05:00	\$5.54
2013-273	James	Larson		Fax	Police incident report re: James Larson between 1986 and 1990	Police	6/5/2013	6/12/2013	6/5/2013	No records available - do not exist	6/5/2013		0:05:00	\$5.54
2013-274	Debra	Ross		In Person	Police incident report #130006917	Police	6/4/2013	6/11/2013	6/4/2013	Picked up records	6/4/2013	0.50	0:15:00	\$16.69
2013-275	John	DiVardo		Fax	Police incident report dated 4/14/13 or 4/21/13 re: Christine McGill and Judith Lynne	Police	5/24/2013	5/31/2013	5/24/2013	Picked up records	5/28/2013	1.00	0:15:00	\$16.69
2013-276	Joseph	Durlbeck		In Person	Police incident report dated 5/24/13	Police	5/28/2013	6/4/2013	5/28/2013	Picked up records	5/28/2013	1.00	0:15:00	\$16.69
2013-277	Kristin	Keffer	Matthew Paolino	In Person	Sewer easment for three tax parcels that make up 601 Brookside Road, Wayne	Engineering	5/29/2013	6/5/2013	5/29/2013	No records available	6/5/2013		0:30:00	\$35.54

**RADNOR TOWNSHIP
Right to Know Requests
January - September 2013**

No	First Name	Last Name	Company	Submitted by (Email/Fax/Mail /in person)	Description of request	Department	Date Requested/ Received	5 Day Response Due Date	Initial Response Date	Response Detail (Review, Sent/Picked Up, Extension, Denied, Never Picked up)	Fulfilled/ Closed Date	Fee Pd	Total Hours	Total Labor Cost
2013-278	Leslie	Morgan		In Person	ZHB transcripts re: 115 Strafford Ave. on Mya 16, 2013	Community Development	6/5/2013	6/12/2013	6/5/2013	No records available; referred to Norma Garrity	6/5/2013		0:10:00	\$10.01
2013-279	Linda	Gonzales		Fax	For 241, 245 and 249 Callanan Avenue: 2011-2012 rental housing application, leases and accompanying documentation and 2013-2014 rental housing application, leases and accompanying documentation .	Community Development	6/6/2013	6/13/2013	6/6/2013	Emailed records (Paid \$4)	6/14/2013	3.75	0:30:00	\$31.30
2013-280	Leslie	Morgan		In Person	Plans for 115 Strafford Avenue	Community Development	6/3/2013	6/10/2013	6/3/2013		6/3/2013		0:10:00	\$10.01
2013-281	Alexander	Mark		In Person	22 Longwood Dr.	Community Development	6/4/2013	6/11/2013	6/4/2013	No records found	6/4/2013		0:15:00	\$15.65
2013-282	Ellen	Hurley		In Person	Plot plan for addition at 316 St. Davids subdivision records for 108 Wicklow Court and ZHB records for 115 Strafford Ave.ue	Community Development	6/3/2013	6/10/2013	6/3/2013	Reviewed records	6/3/2013		0:15:00	\$15.65
2013-283	Leslie	Morgan		In Person		Community Development	6/5/2013	6/12/2013	6/5/2013	Picked up records	6/5/2013	9.50	0:30:00	\$31.30
2013-284	Darren	Bonass		Fax	Building permits for May 2013	Community Development	6/7/2013	6/14/2013	6/7/2013	Emailed records	6/7/2013		0:10:00	\$10.01
2013-285	Michael	Kirk		In Person	Plans for 350 Belrose Ave.	Community Development	6/10/2013	6/17/2013	6/10/2013	Emailed records	6/10/2013		0:15:00	\$15.65
2013-288	Michael	Finley		In Person	Police report re: arrest	Police	5/29/2013	6/5/2013	5/29/2013	Picked up records	5/29/2013	1.25	0:10:00	\$10.68
2013-289	Mark	Seidenburg		In Person	Police report re: verbal threat	Police	6/7/2013	6/14/2013	6/7/2013	Picked up records	6/7/2013	1.00	0:15:00	\$16.69
2013-290	Patricia	King		In Person	Police incident report 130007411 and 130003488	Police	6/11/2013	6/18/2013	6/11/2013	Picked up records	6/11/2013	1.75	0:15:00	\$16.69
2013-291	Jazmine	Smith		In Person	Fire Marshals report for 713 Miller St.	Police	6/11/2013	6/18/2013	6/11/2013	Picked up records	6/11/2013	2.00	0:15:00	\$16.69
2013-292	Samuel	Lundquist Watson		In Person	Police incident report re: DUI	Police	6/12/2013	6/19/2013	6/12/2013	Picked up records	6/12/2013	1.25	0:15:00	\$16.69
2013-293	Kathleen	Bright		In Person	Survey plan for 308 Pennsylvania Ave.	Engineering	6/14/2013	6/21/2013	6/14/2013		6/14/2013		0:15:00	\$17.77
2013-294	Jazmine	Smith		In Person	Fire marshals report for 713 Miller St.	Community Development	6/11/2013	6/18/2013	6/11/2013	Picked up records	6/11/2013	50.00	0:05:00	\$5.19
2013-295	Elise	Geyelin		In Person	Plot plan for 539 Brandmede Road	Engineering	6/13/2013	6/20/2013	6/13/2013	Emailed records available for review	6/14/2013		0:10:00	\$11.37
2013-296	Jack	Donovan		Email	Plan for Oakford Road subdivision	Engineering	6/19/2013	6/26/2013	6/19/2013	Reviewed records	6/19/2013		0:05:00	\$5.90
2013-297	Susannah	Green	Segal McCambridge Singer & Mahoney	Fax	Police incident report #120009590	Police	6/20/2013	6/27/2013	6/21/2013	Emailed records	7/2/2013	0.75	0:15:00	\$16.69
2013-298	Sam	Strike		Email	Police incident reports (see RTK request)	Police	6/17/2013	6/24/2013	6/17/2013	Picked up records	6/17/2013	0.00	0:30:00	\$33.38
2013-299	Frank	May, Jr.		In Person	ZHB appeal 2367	Community Development	6/17/2013	6/24/2013	6/17/2013	Reviewed records	6/17/2013		0:10:00	\$10.01
2013-299	Frank	Christy		Fax	Police incident report #921116024 dated 11/16/1992	Police	6/24/2013	7/1/2013	6/24/2013	Mailed records via Fed Ex	7/2/2013		0:15:00	\$16.69
2013-301	Honora	Cutler		Email	Plot plan for 1 Rodney Road	Engineering	6/12/2013	6/19/2013	6/12/2013	Emailed records available for review	6/14/2013		0:30:00	\$35.54
2013-302	Peter	Gianoukas		Mail	Police incident report #130005833	Police	6/13/2013	6/20/2013	6/13/2013	Emailed records	6/25/2013	2.00	0:15:00	\$16.69
2013-303	Jim	Ray	Gardner-Fox	Fax	Plot plan for 730 Cornerstone La	Engineering	6/19/2013	6/26/2013	6/19/2013	Emailed records	6/25/2013		0:30:00	\$35.54
2013-304	Sheila	Groark		In Person	Police incident report dated 5/25/13	Police	6/24/2013	7/1/2013	6/24/2013	Picked up records	6/26/2013	0.75	0:10:00	\$10.68
2013-305	Peter	Barber		In Person	Police incident report re: stolen iPad on 6/16/13	Police	6/26/2013	7/3/2013	6/26/2013	Picked up records	6/26/2013	0.50	0:10:00	\$10.68
2013-306	Richard	Ilgenfritz		In Person	Police incident reports (see RTK request)	Police	6/26/2013	7/3/2013	6/26/2013	Picked up reports	6/26/2013	0.00	0:10:00	\$10.68
2013-307	Jeanne and Patrick	Shea		Email	Site plan for 262 Ravenscliff, St. Davids	Engineering	6/27/2013	7/4/2013	6/27/2013	Emailed records	6/27/2013		0:15:00	\$17.77
2013-308	Kent	Addis		Email	Plans for 520 Askin Road Stormwater Management	Engineering	7/1/2013	7/8/2013	7/1/2013	Reviewed records	7/1/2013		0:15:00	\$17.77
2013-309	Ryan	Ade		In Person	Site plan for 239 Chamounix Road	Community Development	7/2/2013	7/9/2013	7/2/2013	Emailed records	7/5/2013		0:15:00	\$15.65
2013-310	Darren	Bonass		Fax	Building permits for June 2013	Community Development	7/2/2013	7/9/2013	7/2/2013	Emailed records	7/2/2013		0:15:00	\$15.65
2013-311			Aqua Bello Designs	In Person	Plans	Community Development	7/2/2013	7/9/2013	7/2/2013	Emailed records	7/2/2013		0:15:00	\$15.65
2013-312	Kenneth	Seitz	VFMAC	Fax	Police incident report re: theft on 5/30/13	Police	7/1/2013	7/8/2013	7/1/2013	Picked up records	7/11/2013	0.00	0:15:00	\$16.69
2013-313	Sam	Strike		Email	Police incident reports (see RTK request)	Police	6/25/2013	7/2/2013	6/25/2013	Picked up records	6/25/2013	0.00	0:30:00	\$33.38
2013-314	Louis	Reszoly		Mail	Police incident report dated 12/1/12	Police	6/25/2013	7/2/2013	6/25/2013	Emailed records	7/11/2013		0:15:00	\$16.69
2013-315	Richard	Ilgenfritz		In Person	Police incident reports (see RTK request)	Police	6/27/2013	7/4/2013	6/27/2013	Picked up records	6/27/2013		0:15:00	\$16.69

**RADNOR TOWNSHIP
Right to Know Requests
January - September 2013**

No	First Name	Last Name	Company	Submitted by (Email/Fax/Mail /in person)	Description of request	Department	Date Requested/ Received	5 Day Response Due Date	Initial Response Date	Response Detail (Review, Sent/Picked Up, Extension, Denied, Never Picked up)	Fulfilled/ Closed Date	Fee Pd	Total Hours	Total Labor Cost
2013-316	Jason	Coelho		In Person	Property records for 1100 County Line Road	Community Development	7/2/2013	7/9/2013	7/2/2013	Emailed records	7/8/2013		0:15:00	\$15.65
2013-317	KaMan	Skinner		Email	Sewage easement on 654 Glenwyd Drive	Engineering	7/19/2013	7/26/2013	7/19/2013	Emailed records	7/19/2013		0:30:00	\$35.54
2013-318	Al	Pereira		Email	Building permits issued from May 1, 2013 to current date.	Community Development	7/5/2013	7/12/2013	7/5/2013	Emailed records	7/10/2013		0:10:00	\$10.01
2013-319	Al	Pereira		Email	Building permits issued from May 1, 2013 to current date.	Community Development	7/5/2013	7/12/2013	7/5/2013	Emailed records	7/8/2013		0:10:00	\$10.01
2013-320	Thomas	Betz		Email	Building permits for 418 Barclay Road	Community Development	7/7/2013	7/12/2013	7/7/2013	Called with information	7/9/2013		0:15:00	\$15.65
2013-321	Stephen	Horchler		Email	Survey of 5 Crestview Cir.	Community Development	7/8/2013	7/15/2013	7/8/2013	No record available	7/10/2013		0:15:00	\$15.65
2013-322	Sam	Strike		Email	Police incident reports (see RTK request)	Police	7/9/2013	7/16/2013	7/9/2013	Picked up records	7/9/2013	0.00	0:30:00	\$33.38
2013-323	Kathy	Menta		In Person	Police incident reports from 7/2011 through 7/10/2013 re: Regency Apartments at 313 Creek Dr.	Police	7/10/2013	7/17/2013	7/10/2013	Picked up records	7/11/2013		0:15:00	\$16.69
2013-324	Thomas	Kennedy		Email	Plot plan	Community Development	7/10/2013	7/17/2013	7/10/2013	Reviewed records	7/11/2013		0:15:00	\$15.65
2013-325	Robert	McGuckin, Esq.		Email	Zoning hearing appeal #2554	Community Development	7/11/2013	7/18/2013	7/11/2013	Mailed records	7/13/2013	4.75	0:30:00	\$31.30
2013-326	Louis	Prevost		In Person	Police incident report #130008846	Police	7/11/2013	7/18/2013	7/11/2013	Picked up records	7/11/2013	0.50	0:15:00	\$16.69
2013-327	Richard	Ilgenfritz		In Person	Police incident reports (see RTK request)	Police	7/11/2013	7/18/2013	7/11/2013	Picked up records	7/15/2013	0.00	0:10:00	\$10.68
2013-328	Valerie	Ross		In Person	Police incident report dated 7/7/13 re: Jonathan Ross	Police	7/11/2013	7/18/2013	7/11/2013	Picked up records	7/11/2013	1.00	0:10:00	\$10.68
2013-329	Tracy	Pulos		In Person	Property records for 127 Browning Lane	Community Development	7/12/2013	7/19/2013	7/12/2013	Picked up records	7/12/2013	0.25	0:05:00	\$5.19
2013-330	Michael	Furey	Furey & Baldassari P.C.	Email	Zoning Hearing Board records for 819 Glenbrook Ave.	Community Development	7/1/2013	7/8/2013	7/1/2013	Picked up records	7/15/2013	3.50	0:30:00	\$31.30
2013-331	Michael	Kirk		In Person	Permits for 350 Belrose from May-December 2006 and final inspection August 2007	Community Development	7/16/2013	7/23/2013	7/16/2013	Emailed records	7/17/2013		0:10:00	\$10.01
2013-332	Gwendolyn	Johnson	Gwendolyn Johnson Design, LLC	Email	Survey plans for 134 Poplar Ave.	Community Development	7/16/2013	7/23/2013	7/16/2013	No records available	7/16/2013		0:10:00	\$10.01
2013-333	Jeanne and Patrick	Shea		Email	Plans for 262 Ravenscliff	Community Development	7/16/2013	7/23/2013	7/16/2013	Emailed records	7/18/2013		0:30:00	\$31.30
2013-334	Tracy	Poulus		In Person	Plans for 486 St. Davids Road	Community Development	7/18/2013	7/25/2013	7/18/2013	Emailed records	7/22/2013		0:30:00	\$31.30
2013-335	John	Polaha		In Person	Police incident report dated between 10/12/10 and 10/26/10 re: susan Careny and John Polaha	Police	7/18/2013	7/25/2013	7/18/2013	Picked up records	7/18/2013	4.00	0:15:00	\$16.69
2013-336	Lisa	Dyer		Email	Building permits issued in June 2013	Community Development	7/10/2013	7/17/2013	7/10/2013	Emailed records	7/11/2013		0:10:00	\$10.01
2013-337			Wayne Bowie's Inc.	In Person	Police incident report number 130008525	Police	7/10/2013	7/17/2013	7/10/2013	Picked up records	7/10/2013	0.50	0:10:00	\$10.68
2013-339	Andrew	Good			Building inspection records for 752 W. Haverford Rd.	Community Development	7/23/2013	7/30/2013	7/23/2013	No records available; property not in Radnor Township	8/1/2013		0:10:00	\$10.01
2013-340	Joseph	McAllister		Mail	Calibration records for speed timing device, info on device, name/badge of officer operating device, type of technology	Police	7/15/2013	7/22/2013	7/15/2013	Officer Matus contacted McAllister by phone and answered his questions satisfactorily.	7/15/2013		0:10:00	\$10.68
2013-341	Paul	Stein		Mail	Pool permits issued in the past 4 months.	Community Development	7/13/2013	7/19/2013	7/13/2013	Emailed records	7/23/2013		0:10:00	\$10.01
2013-342	Jose	Figuroa	LexisNexis	Mail	1) Contracts for provision of online legal research including but not limited to Thomson-West (Westlaw) 2) proposals submitted by legal research provider including but not limited to Thomson-West (Westlaw)	Right-to-Know Officer	7/23/2013	7/30/2013	7/23/2013	Denied, no records exist	7/29/2013		0:30:00	\$35.24
2013-343	Brad	Clason		Email	Building plans for 40 Louella Court	Community Development	7/23/2013	7/30/2013	7/23/2013	Picked up records	7/23/2013	180.00	1:00:00	\$62.59
2013-344	Maya	Van Rossum		Email	Proposal submitted for Adrossan property	Engineering	7/30/2013	8/6/2013	7/30/2013	8/5/13 - Extension due 9/4. 8/7/13 - Notified records available for review	8/7/2013		0:30:00	\$35.54

**RADNOR TOWNSHIP
Right to Know Requests
January - September 2013**

No	First Name	Last Name	Company	Submitted by (Email/Fax/Mail /in person)	Description of request	Department	Date Requested/ Received	5 Day Response Due Date	Initial Response Date	Response Detail (Review, Sent/Picked Up, Extension, Denied, Never Picked up)	Fulfilled/ Closed Date	Fee Pd	Total Hours	Total Labor Cost
2013-345	Bruce	Ross		In Person	Complaint re: 138 Runnymede Ave.	Community Development	8/1/2013	8/8/2013	8/1/2013	Mailed - Denied - Section 708(b) (17) - noncriminal investigation	8/6/2013		0:10:00	\$10.01
2013-346	Robert	Cook		Email	Inveraray subdivision plan	Engineering	3/15/2013	3/22/2013	3/15/2013	8/6/13 closed, never reviewed records	8/6/2013		0:15:00	\$17.77
2013-347	Robert	Lambert		Email	132 Woods Lane subdivision plan	Engineering	4/12/2013	4/19/2013	4/12/2013	8/6/13 closed, never reviewed records	8/6/2013		0:10:00	\$11.37
2013-348	Janet	Kenney		In Person	Building plans for Eagle Crossing Townhomes	Community Development	4/16/2013	4/23/2013	4/16/2013	8/6/13 closed, never reviewed records	8/6/2013		0:10:00	\$10.01
2013-349	Tracy	Pulos		In Person	Property records for 712 Malin Road	Community Development	4/29/2013	5/6/2013	4/29/2013	8/6/13 closed, never reviewed records	8/6/2013		0:30:00	\$31.30
2013-350	Thomas	Kennedy		Email	Plot plan	Community Development	7/10/2013	7/17/2013	7/10/2013	No records available	7/10/2013		0:15:00	\$15.65
2013-351			H. Lea Craley, Trustee of H.N. Preyer Irrev. Trust		Police incident report number 130009243	Police	7/18/2013	7/25/2013	7/18/2013	Picked up records	7/18/2013	1.00	0:15:00	\$16.69
2013-352	Eileen	Brown		In Person	Septic permit for 593 Cricket Lane	Engineering	7/23/2013	7/30/2013	7/23/2013	Picked up records	7/23/2013	2.00	0:15:00	\$17.77
2013-353	Greg	Harth	Harth Builders	In Person	Site plan for 428 Midland Ave.	Community Development	7/25/2013	8/1/2013	7/25/2013	Reviewed records	7/25/2013		0:10:00	\$10.01
2013-354	Henry Street	Thoma		Email	Plot plan for 284 S. Roberts Road	Community Development	7/29/2013	8/5/2013	7/29/2013	Emailed records	8/2/2013		0:30:00	\$31.30
2013-355	Deborah	Dorsey		In Person	Property records for 706 Knox Road	Community Development	7/31/2013	8/7/2013	7/31/2013	Emailed records	7/31/2013		0:30:00	\$31.30
2013-356	Jim	Ray		In Person	Subdivision plan for 5 Fieldstone La.	Engineering	8/1/2013	8/8/2013	8/1/2013	Reviewed records	8/5/2013		0:15:00	\$17.77
2013-358	Trish	Frasetto	Signature Information Solutions	Mail	2013 Real Estate Tax payments, and sewer and trash balances through YTD	Finance	7/25/2013	8/1/2013	7/25/2013	Emailed records	7/29/2013		0:10:00	\$10.17
2013-359	Sean	Dineen		Email	Plans and permits for 428 Midland Ave.	Community Development	7/25/2013	8/1/2013	7/25/2013	Reviewed records	7/31/2013		0:15:00	\$15.65
2013-360	John	Pomeroy		In Person	Property records for 124 Garrett Ave.	Community Development	7/29/2013	8/5/2013	7/29/2013	No records available	7/29/2013		0:10:00	\$10.01
2013-362	Jim	Schneller		Email	Records regarding street trees in front of 103 North Wayne Ave.	Public Works	7/26/2013	8/2/2013	7/26/2013	7/29 Extension due 8/29	8/23/2013		0:10:00	\$11.37
2013-363	Amy	Pignataro		Fax	Police incident dated December 2012, January 2013 re: tree falling on Hnada Civic	Police	7/26/2013	8/2/2013	7/26/2013	Emailed records	7/29/2013		0:10:00	\$10.68
2013-364	George	McLoughlin		Email	Records re: incident on 6/4/13 at Villanova University	Police	7/26/2013	8/2/2013	7/26/2013	No records available	7/29/2013		0:10:00	\$10.68
2013-365	Helen	Gleason			Ardrossan	Engineering	8/6/2013	8/13/2013	8/6/2013	Emailed info	8/20/2013		0:15:00	\$17.77
2013-366	Richard	Sokorai, Esq.	High Swartz, LLP	Email	(1) Minutes, resolutions, ordinances re: opening/closing on vacating of Paper Mill Road between Newtown Radnor border and Darby Paoli Road. (2) All Liquid Fuels reports/submissions seeking reimbursement from the maintenance of Paper Mill Road between Newtown Radnor border and Darby Paoli Road.	Right-to-Know Officer	7/24/2013	7/31/2013	7/24/2013	7/26 Extension. 8/26 denial no records	8/26/2013		0:30:00	\$35.24
2013-367	Suzanne	Huffman	PRS, Inc. Main Line Suburban	Mail	Fire marshals report for 200 W. Lancaster Ave.	Community Development	8/8/2013	8/15/2013	8/8/2013	8/12 - notified PRS of \$50 fee for report. 8/19 Emailed records.	8/19/2013	50.00	0:10:00	\$10.01
2013-368	Linda	Stein		In Person	Bio-Med zoning ordinance	Community Development	8/15/2013	8/22/2013	8/15/2013	Picked up records	8/16/2013	3.25	0:10:00	\$10.01
2013-369	Andrea	Linn			Site Plan	Community Development	8/2/2013	8/9/2013	8/2/2013	Reviewed records	8/2/2013		0:10:00	\$10.01
2013-370	Joe	Burch			ZHB for former B. Altman property developed by KMO Realty in approx. 1991 at 550 E. Lancaster Ave.	Community Development	8/6/2013	8/13/2013	8/6/2013	Reviewed records	8/6/2013		0:30:00	\$31.30
2013-371	Al	Pereira		Email	Building permits issued from July 1, 2013 to current date.	Community Development	8/7/2013	8/14/2013	8/7/2013	Emailed records	8/7/2013		0:10:00	\$10.01
2013-372	George	Broseman		Email	Rezoning petition for BioMed property	Community Development	8/12/2013	8/19/2013	8/12/2013	Picked up records	8/16/2013		0:15:00	\$15.65
2013-373	Karen	Hulm		In Person	Police incident re: domestic incidences at 257 Beechwood Dr.	Police	7/20/2013	7/26/2013	7/20/2013	Picked up records	8/1/2013	5.50	0:15:00	\$16.69
2013-374	Richard	Ilgenfritz		Email	Police incident reports (see RTK request)	Police	7/16/2013	7/23/2013	7/16/2013	Picked up records	7/23/2013	0.00	0:10:00	\$10.68

RADNOR TOWNSHIP
Right to Know Requests
January - September 2013

No	First Name	Last Name	Company	Submitted by (Email/Fax/Mail /in person)	Description of request	Department	Date Requested/ Received	5 Day Response Due Date	Initial Response Date	Response Detail (Review, Sent/Picked Up, Extension, Denied, Never Picked up)	Fulfilled/ Closed Date	Fee Pd	Total Hours	Total Labor Cost
2013-375	Joe	Zavada	Pennoni Associates, Inc.	Email	Environmental related records for 106 North Aberdeen Avenue	Community Development	8/5/2013	8/12/2013	8/5/2013	Emailed records	8/9/2013		0:30:00	\$31.30
2013-376	Sam	Strike			Police incident reports (see RTK request)	Police	8/8/2013	8/15/2013	8/8/2013	Picked up records	8/8/2013		0:10:00	\$10.68
2013-377	Richard	Ilgenfritz		Email	Police incident reports (see RTK request)	Police	8/9/2013	8/16/2013	8/9/2013	Picked up records	8/9/2013		0:15:00	\$16.69
2013-378	Glenn	Kimble		Email	Commercial electrical and building permits from 6/1/13 to date	Community Development	8/13/2013	8/20/2013	8/13/2013	Emailed records	8/13/2013		0:10:00	\$10.01
2013-379	Maya	Van Rossum	Delaware Riverkeeper Network	Email	Various non-specific requests (see RTK request)	Right-to-Know Officer	8/13/2013	8/20/2013	8/13/2013	Denied, Section 703 specificity	8/14/2013		0:10:00	\$11.28
2013-380	Leslie	Morgan		In Person	Two sets of plans for 115 Strafford Avenue	Engineering	8/6/2013	8/13/2013	8/6/2013	Copies made, never picked up.	8/6/2013		0:15:00	\$17.77
2013-381	Sueli	Oliveira		In Person	Police incident report 130009980	Police	8/9/2013	8/16/2013	8/9/2013	Picked up records	8/9/2013		0:15:00	\$16.69
2013-382	William and April	Timmerman		Email	Site and architectural plans for 515 Oak Grove Lane	Community Development	8/9/2013	8/16/2013	8/9/2013	Reviewed records	8/9/2013		0:15:00	\$15.65
2013-383	Lesley	Brown		In Person	Plans for Atterbury Development	Engineering	8/15/2013	8/22/2013	8/15/2013	Reviewed records	8/15/2013		0:15:00	\$17.77
2013-384	James	Doherty		Mail	Rental property records (see RTK request)	Community Development	8/16/2013	8/23/2013	8/16/2013	8/20 - discussion with J. Rice. Issued 30 day extension due 9/19. 9/19 issued extension. 9/23 Doherty letter to Twp. 10/1 Twp letter to Doherty. 1-1/2 Doherty appeal to PA OOR 5/3 emailed records available; 8/19 no response; request closed	9/19/2013		1:00:00	\$62.59
2013-385	Liz	Fondren		In Person	Property records for 516 Watch Hill Road, Villanova	Community Development	5/1/2013	5/8/2013	5/1/2013		8/19/2013		0:10:00	\$10.01
2013-386	Danielle	Destefano		In Person	Correspondences with Janice Rolnik re: student rental at 144 Eachus Avenue, Brun Mawr, esp. 2012 inquiry	Community Development	8/16/2013	8/23/2013	8/16/2013	8/21 extension due 9/20. 9/3 picked up records	9/3/2013	5.25	1:00:00	\$62.59
2013-387	Robin	Halpern		In Person	280 Abrahams Lane	Community Development	8/16/2013	8/23/2013	8/16/2013	Reviewed records	8/19/2013		0:15:00	\$15.65
2013-388	Susan	Paterson		Email	Permits, tank removal records, lead pain remediation permits and zoning permit/applications for 11 Meadowood Road, Bryn Mawr	Community Development	8/20/2013	8/27/2013	8/20/2013	Picked up records	8/28/2013	1.00	0:10:00	\$10.01
2013-389	Joan	Baribault		In Person	Correspondences, photos, emails, citations for 298 Bryn Mawr Ave., 241, 245, 249 Callahan Ave, and 214 Rockingham	Community Development	8/21/2013	8/28/2013	8/21/2013	8/28 extension due 9/27; 9/27 emailed response	9/27/2013		1:00:00	\$62.59
2013-390	Dena	Renner		Email	Locations of billboards, locations of cell towers	Right-to-Know Officer	8/21/2013	8/28/2013	8/21/2013	Denied, Section 705 no records exist	8/23/2013		0:15:00	\$17.62
2013-391	Chester	Harrington		In Person	Ardrossan	Engineering	8/19/2013	8/26/2013	8/19/2013	Picked up records	8/21/2013	61.50	0:30:00	\$35.54
2013-393	Richard	Ilgenfritz		Email	Police incident reports (see RTK request)	Police	8/19/2013	8/26/2013	8/19/2013	Picked up records (except 130010414)	8/26/2013		0:10:00	\$10.68
2013-395	Vanessa	Gress		Email	Records for aboveground, underground storage tanks, clarifiers or wells for 1022 E. Lancaster Ave.	Community Development	8/28/2013	9/4/2013	8/28/2013	Emailed records	9/4/2013		0:10:00	\$10.01
2013-396	Vanessa	Gress		Email	Records for aboveground, underground storage tanks, Certificate of Occupancy, clarifiers, wells, septic systems for 1022 E. Lancaster Ave.	Community Development	8/28/2013	9/4/2013	8/28/2013	Emailed records	9/4/2013		0:15:00	\$15.65
2013-398	Maya	Van Rossum	Delaware Riverkeeper Network	Email	all materials in your possession that have been received, created and/or distributed by you regarding the stream bank project taking place along Little Darby Creek on the property known as The Willows within the past 12 months, including but not limited to any documents, writings, materials, correspondence, emails, files, photos, maps, and reports, generated, received, and/or issued.	Right-to-Know Officer	8/28/2013	9/4/2013	8/28/2013	Denied, Section 705 no records exist	8/28/2013		0:10:00	\$11.28
2013-400	Kristin	Kuntz		In Person	Site plan and plans for 111 Arbor Place	Community Development	8/20/2013	8/27/2013	8/20/2013	Reviewed records	8/22/2013		0:05:00	\$5.19

**RADNOR TOWNSHIP
Right to Know Requests
January - September 2013**

No	First Name	Last Name	Company	Submitted by (Email/Fax/Mail /in person)	Description of request	Department	Date Requested/ Received	5 Day Response Due Date	Initial Response Date	Response Detail (Review, Sent/Picked Up, Extension, Denied, Never Picked up)	Fulfilled/ Closed Date	Fee Pd	Total Hours	Total Labor Cost
2013-401	Tracy	Pulos		In Person	Plans for 600 Maplewood Road. Permits and plans for 486 st. Davids rd	Community Development	8/22/2013	8/29/2013	8/22/2013	Reviewed records	8/23/2013		0:10:00	\$10.01
2013-402	Sam	Strike		In Person	Conditional Use application and plans for Ardrossan	Engineering	8/7/2013	8/14/2013	8/7/2013	Reviewed records	8/7/2013		0:30:00	\$35.54
2013-403	David	Sikora		In Person	Fire Marshal's report for 200 W. Lancaster Ave., Wayne	Community Development	8/26/2013	9/2/2013	8/26/2013	Picked up records	8/26/2013	50.00	0:10:00	\$10.01
2013-404	Susan	Rederman		In Person	Police incident report #130009924	Police	8/26/2013	9/2/2013	8/26/2013	Picked up records	8/26/2013	0.00	0:15:00	\$16.69
2013-405	Joe	Daniels		In Person	Police incident report #130010616	Police	8/28/2013	9/4/2013	8/28/2013	Picked up records	8/28/2013	1.00	0:15:00	\$16.69
2013-406	Scott Fan	Li		Email	Police incident report re: disorderly conduct	Police	9/3/2013	9/10/2013	9/3/2013	Picked up records	9/3/2013	1.00	0:15:00	\$16.69
2013-408	Gary	Tuma		Email	Records for 266 Horthorpe Lane, Villanova	Community Development	9/3/2013	9/10/2013	9/3/2013	Picked up record	9/10/2013	5.00	0:15:00	\$15.65
2013-409	Joe	Burch	S. W. Bajus, Ltd.	Email	Plans for 37 West Avenue	Community Development	8/29/2013	9/5/2013	8/29/2013	Reviewed records	9/5/2013		0:30:00	\$31.30
2013-410	Joe	Burch	S. W. Bajus, Ltd.	Email	1084 E Lancaster	Community Development	8/29/2013	9/5/2013	8/29/2013	Reviewed records	9/5/2013		0:15:00	\$15.65
2013-411	Judi Green	Storrer		Email	Plans, permits for kitchen renovation in 1981 at 624 S. Devon Ave.	Community Development	9/3/2013	9/10/2013	9/3/2013	Emailed records	9/6/2013		0:10:00	\$10.01
2013-412	Mark	Klein		In Person	Plans for 10 Doyle Road addition	Community Development	9/5/2013	9/12/2013	9/5/2013	9/6/13 notified records available for review	9/6/2013		1:00:00	\$62.59
2013-413	Richard	Ilgenfritz		Email	Police incident reports (see RTK request)	Police	9/3/2013	9/10/2013	9/3/2013	Picked up records	9/3/2013		0:10:00	\$10.68
2013-414	Brian	Thomas	Beitel Architecture	Email	Site plan for garage construction project dated 8/20/07 at 458 st. Davids Ave.	Community Development	9/5/2013	9/12/2013	9/5/2013	Emailed records	9/9/2013		0:15:00	\$15.65
2013-415	Mark	Mahnken		Email	Death Certificate	Right-to-Know Officer	9/5/2013	9/12/2013	9/5/2013	Notified by email no records available	9/5/2013		0:15:00	\$17.62
2013-416	Donna	Roscioli		In Person	Property lines	Community Development	9/5/2013	9/12/2013	9/5/2013	Reviewed records	9/6/2013		0:10:00	\$10.01
2013-418	Darren	Bonass		Fax	Building permits for June 2013	Community Development	9/5/2013	9/12/2013	9/5/2013	Emailed records	9/6/2013		0:10:00	\$10.01
2013-419	Michael	Devine		In Person	Correspondences from Brandywine RT re: the must ordinance and BioMed's petition	Community Development	9/5/2013	9/12/2013	9/5/2013	Reviewed records	9/5/2013		0:10:00	\$10.01
2013-420	Bruce	Ambler, Jr.		In Person	House plans for 268 Ravenscliff Road	Community Development	9/6/2013	9/13/2013	9/6/2013	Emailed records	9/13/2013		0:10:00	\$10.01
2013-421	Kimberly	Perry		Email	Police incident report dated 10/31/10	Police	9/10/2013	9/17/2013	9/10/2013	Mailed records	9/20/2013	3.71	0:15:00	\$16.69
2013-422	Brian	Herig	IMC Construction	Email	As-built drawings for 353 W. Lancaster Ave.	Community Development	9/9/2013	9/16/2013	9/9/2013	Emailed records	9/12/2013		0:30:00	\$31.30
2013-424	Mark	Weiss		Email	Records for 720 Malin Road	Community Development	9/11/2013	9/18/2013	9/11/2013	Emailed no records available	9/13/2013		0:10:00	\$10.01
2013-425	Amanda	Castillaja		Fax	Police incident reports for Julia Thompson between 5/1/2013 to present	Police	9/11/2013	9/18/2013	9/11/2013	Picked up records	9/13/2013	1.25	0:10:00	\$10.68
2013-426	Al	Pereira		Email	Building permits issued from July 1, 2013 to current date.	Community Development	9/9/2013	9/16/2013	9/9/2013	Emailed records	9/9/2013		0:10:00	\$10.01
2013-427	Maya	Van Rossum		Fax	Records reflecting the identity of all persons present at the August 29, 2013 Special Planning Commission at 6 p.m. at 811 Newtown Road, Villanova	Community Development	9/10/2013	9/17/2013	9/10/2013	Denied Section 703 and 708.b (21)(i)	9/13/2013		0:30:00	\$31.30
2013-428	Michael	Dicicio	Arch. Design & Consulting	Fax	Records for 612 Devon Ave., Wayne	Community Development	9/11/2013	9/18/2013	9/11/2013	Emailed records	9/18/2013		0:20:00	\$20.65
2013-429					Survey for property	Community Development	9/11/2013	9/18/2013	9/11/2013	Emailed records	9/13/2013		0:15:00	\$15.65
2013-430	Nick	Caniglia		In Person	Subdivision file for 344 King of Prussia Road	Engineering	9/11/2013	9/18/2013	9/11/2013	Reviewed records	9/16/2013		0:15:00	\$17.77
2013-431	Debbie	Douglas		In Person	Records for 439 Midland Ave.	Community Development	9/9/2013	9/16/2013	9/9/2013	No records available	9/9/2013		0:10:00	\$10.01
2013-432	Stephen	Owens		Email	Records for 719 S. Bryn Mawr Ave.	Community Development	7/9/2013	7/16/2013	7/9/2013	Never picked up, request closed	9/12/2013		0:10:00	\$10.01
2013-433	Brendan	Reilly		In Person	Plot plan for 21 Devonwood Road	Community Development	7/1/2013	7/8/2013	7/1/2013	Never picked up, request closed	9/12/2013		0:10:00	\$10.01
2013-434	Mustafa	Tuna		In Person	Property file for 209 Highland Ave.	Community Development	6/19/2013	6/26/2013	6/19/2013	Never picked up, request closed	9/12/2013		0:10:00	\$10.01
2013-435	Michael	Green		In Person	Plans or permits for 166 Vassar Circle	Community Development	9/11/2013	9/18/2013	9/11/2013	Emailed records	9/13/2013		0:20:00	\$20.65

RADNOR TOWNSHIP
Right to Know Requests
January - September 2013

No	First Name	Last Name	Company	Submitted by (Email/Fax/Mail /in person)	Description of request	Department	Date Requested/ Received	5 Day Response Due Date	Initial Response Date	Response Detail (Review, Sent/Picked Up, Extension, Denied, Never Picked up)	Fulfilled/ Closed Date	Fee Pd	Total Hours	Total Labor Cost
2013-437	Lisa	Nocco	Environmental Consulting, Inc.	Fax	Environmental related records for 121 N. Wayne Ave.	Community Development	9/13/2013	9/20/2013	9/13/2013	Emailed records	9/26/2013		0:15:00	\$15.65
2013-438	Bo	Erixson		In Person	Shade Tree records for 115 Strafford Ave. including assessments	Engineering	9/10/2013	9/17/2013	9/10/2013	Reviewed records	9/13/2013		0:30:00	\$35.54
2013-439	Michael	Casey		In Person	Police incident report re: fraud	Police	9/10/2013	9/17/2013	9/10/2013	Picked up records	9/10/2013	0.50	0:15:00	\$16.69
2013-440	Richard	Ilgenfritz		Email	Police incident reports (see RTK request)	Police	9/9/2013	9/16/2013	9/9/2013	Picked up records	9/9/2013	0.00	0:10:00	\$10.68
2013-441	Lisa	Dyer		Email	Building permits issued in August 2013	Community Development	9/11/2013	9/18/2013	9/11/2013	Emailed records	9/11/2013		0:10:00	\$10.01
2013-442	Mary	Shields		In Person	Appeal #2901	Community Development	9/16/2013	9/23/2013	9/16/2013	Reviewed records	9/16/2013		0:10:00	\$10.01
2013-443	Conoley	Coonley		In Person	Site plan	Community Development	9/16/2013	9/23/2013	9/16/2013	9/16 emailed records available; 9/17/13 reviewed records	9/17/2013		0:10:00	\$10.01
2013-445	Leslie	Morgan		In Person	Adrossan sketch	Engineering	9/16/2013	9/23/2013	9/16/2013	Reviewed records	9/16/2013		0:15:00	\$17.77
2013-446	Ferhan	Beken		Fax	Land survey plans	Community Development	9/12/2013	9/19/2013	9/12/2013	Reviewed records	9/12/2013		0:10:00	\$10.01
2013-449	Francis X and Kathleen	Burke		In Person	site plan for 723 S. Roberts Road	Community Development	9/9/2013	9/16/2013	9/9/2013	Emailed records	9/18/2013		0:20:00	\$20.65
2013-450	Maryann	Brink		In Person	Plans for addition at 212 Hermitage Drive	Community Development	9/18/2013	9/25/2013	9/18/2013	Reviewed records	9/18/2013		0:15:00	\$15.65
2013-452	Joanne	McDevitt	Edgemont Supply	Fax	Building permits from August 2013 to present	Community Development	9/20/2013	9/27/2013	9/20/2013	Emailed records	9/25/2013		0:10:00	\$10.01
2013-453	Nick	Caniglia		In Person	Subdivision for 620 W. Wayne Ave. between 1949 and 1963	Engineering	9/18/2013	9/25/2013	9/18/2013	Reviewed records	9/19/2013		0:15:00	\$17.77
2013-454	Len	Donato	Radnor Veterinary Hospital	In Person	2 citations from 8/24 and 8/25	Police	9/12/2013	9/19/2013	9/12/2013	Picked up records	9/12/2013	7.00	0:15:00	\$16.69
2013-455	Joel	Block		In Person	Police incident report	Police	9/18/2013	9/25/2013	9/18/2013	Picked up records	9/18/2013	0.75	0:15:00	\$16.69
2013-456	Robert	Huffman		In Person	Police incident report #13004990	Police	9/19/2013	9/26/2013	9/19/2013	Picked up records	9/19/2013	1.00	0:15:00	\$16.69
2013-457			Full Security	In Person	Police incident report	Police	9/16/2013	9/23/2013	9/16/2013	Picked up records	9/16/2013	0.75	0:15:00	\$16.69
2013-458	Rhona	Danzeisen		In Person	Police incident report #130012198	Police	9/19/2013	9/26/2013	9/19/2013	Picked up records	9/19/2013	0.50	0:15:00	\$16.69
2013-459	Maryellen	McLaughlin		In Person	Police incident report #130012458	Police	9/20/2013	9/27/2013	9/20/2013	Picked up records	9/20/2013	0.75	0:15:00	\$16.69
2013-460	Chris	Meszares	c/o Saden Family Partnership	In Person	Property file for Papa Johns, Subway approval; Property file for property formerly known as Kazanjian Building/Fanelli Harley Building	Engineering	9/13/2013	9/20/2013	9/13/2013	9/18 appt. with KK and to review file.	9/20/2013		0:30:00	\$35.54
2013-461	Donna	Kurcsics	Blue Valley Drywall, Inc.	Fax	Building permits from July 1 through September 30, 2013	Community Development	9/24/2013	10/1/2013	9/24/2013	Emailed records	9/26/2013		0:10:00	\$10.01
2013-462	Phil	Graham		Email	Drawing re: fence permit for 720 Newtown Road	Community Development	9/23/2013	9/30/2013	9/23/2013	Emailed records	9/23/2013		0:10:00	\$10.01
2013-463	Brenden	Dorley		Fax	Abrahams La. Subdivision plans dated 1989-90	Engineering	9/26/2013	10/3/2013	9/26/2013	Picked up records	9/30/2013	20.00	0:30:00	\$35.54
2013-464	Michael	Furey		Email	Zoning records and permits/building records for 823-825 Glenbrook Ave.	Community Development	9/27/2013	10/4/2013	9/27/2013	Emailed records	9/27/2013		0:20:00	\$20.65
2013-471	Nick	Caniglia		In Person	Documents presented to BOC by David Onerara, Esq. and Land Planner	Community Development	9/24/2013	10/1/2013	9/24/2013	Emailed records	9/25/2013		0:10:00	\$10.01
2013-472	Dave	Lorine		Email	Records re: underground pipes	Community Development	9/19/2013	9/26/2013	9/19/2013	No records available	9/23/2013		0:05:00	\$5.19
2013-473	Jesse	Guyer		In Person	Number of residential permits re: electric generators Jan 2012 to present	Community Development	9/26/2013	10/3/2013	9/26/2013	Emailed information	9/26/2013		0:05:00	\$5.19
2013-474	Howard	Zavadnick		Email	Records re: addition at 15 Farm Rod	Community Development	9/25/2013	10/2/2013	9/25/2013	Emailed records	9/25/2013		0:10:00	\$10.01
2013-475	Anthony	Waterer		In Person	Construction drawings for 309 N. Wayne Ave.	Community Development	9/27/2013	10/4/2013	9/27/2013	Reviewed records	9/27/2013		0:10:00	\$10.01
Total RTK Requests Submitted												Total Fees Paid	Total Hours	Total Labor Costs
440												\$ 1,812.81	136:25:00	\$8,950.20