

2024 Board Approved Budget

V1 | November 27, 2023



RADNOR TOWNSHIP, PA

301 Iven Ave. Wayne, PA 19087 | www.radnor.com

Radnor Township, PA
2024 Board Approved Budget
Table of Contents

Executive Summary..... 4

Enacting Legislation:

- Ordinance 2023-08 Adopting the 2024 Budget and Setting the Millage Rate 19
- Ordinance 2023-09 Adopting the 2024 Sanitary Sewer Rate 20
- Resolution 2023-111 Adopting the 2024 Stormwater Fee 21
- Ordinance 2023-10 Adopting the 2024 Consolidated Fee Schedule 22

Budget Calendar..... 24

Organizational Charts:

- Administrative / Operational Organizational Chart 26
- Fund Accounting Organizational Chart 27

2024 Fund Budget Worksheet and Department Narratives:

- Governmental Combining Operating Statement..... 30
- General Fund #01:
 - General Fund Comparative Operating Statement 2020-2024..... 33
 - Revenue Detail 34
 - Expenditure Detail 37
 - Departmental Pages:
 - Administration Department..... 39
 - Finance Department 43
 - Elected Treasurer 49
 - Information Technology 52
 - Building & Grounds Department 57
 - Police Department 61
 - Fire Contributions 71
 - Emergency Operations Center 74
 - Community Development Department 77
 - Engineering Department 82
 - Public Works: Solid Waste Department..... 87
 - Public Works: Highway Department..... 91
 - Public Works: Mechanics Department 99
 - Public Works: Park Maintenance Department 103
 - Parks & Recreation 107
 - Library 115
 - Community Organization Funding 117
 - Insurance 120
 - Retiree Benefits 122
 - Debt Service Banking Fees 124
 - Transfers 126

**Radnor Township, PA
2024 Board Approved Budget
Table of Contents**

Special Revenue Funds:	
Sanitary Sewer Fund #02	128
Liquid Fuels Fund #03	132
Storm Water Management Fund #04.....	135
Capital Improvement Fund #05	139
Departmental Capital Schedule FUNDED.....	141
General Infrastructure Capital Schedule UNFUNDED.....	146
Sanitary Sewer Capital Schedule UNFUNDED	150
Stormwater Capital Schedule PARTIALLY FUNDED.....	151
Special Assessment Fund #06	152
Police Investigation Fund #12.....	155
Department of Justice Equitable Sharing Fund #14.....	158
Commemorative Shade Tree Fund #15	161
Grant Fund #16	164
Park Impact Fee Fund #21	167
Park and Open Space Fund #22	170
Debt Service Fund #24	173
 Enterprise Fund:	
Willows Fund #23.....	177
 Agency Funds:	
Police Pension Fund #07	181
OPEB Fund #08.....	182
Development Escrow Fund #010	183
Civilian Pension Fund #11	184
 Exhibit A: Supplemental Information Section:	
Assessed Valuation History and Breakdown.....	187
Overlapping Real Estate Tax Millage Rate History.....	188
Consumer Price Index	190
Full Time Employee Headcount	192
2024 Schedule of Wages and Related Benefit Expenditures Worksheet	194
 Exhibit B: Comparative Cost to Live in Radnor Analysis.....	201
 The End	203

2024 Board Approved Budget



Dear Stakeholders of Radnor Township:

The Radnor Township Board of Commissioners and Administration are pleased to present the 2024 Board Approved Budget. This document was approved via Ordinance 2023-08 on November 27, 2023, and includes the appropriation budget for all Township funds for the 2024 calendar year and an updated 2024-2028 capital improvement plan. It is important to note that the legal requirement of adopting appropriations is limited to the 2024 figures only.

The financial information included in this document is presented on a **cash basis** of accounting which means that revenues and expenditures are recognized when they are received or spent (not necessarily when they are incurred). The primary benefits of presenting this information on a cash basis are that it is easier for the casual stakeholder to understand the information and that it can be directly reconciled back to the Township's financial software system. Annually, the Township converts its cash books to the full accrual method of accounting and publishes a Comprehensive Annual Financial Report which complies with Generally Accepted Accounting Principles (GAAP).

Contents:

- Executive Summary
- Enacting Legislation
- Fund and Township Organizational Charts
- 2024 Fund Budget Tables with Department narratives
- 2024-2028 Capital and Infrastructure Plan
- Supporting Documentation and Schedules

Executive Summary:

The 2024 Board Approved Budget includes the following priorities: (1) maintain the excellent municipal programs and services offered by the Township across all of its Departments by ensuring necessary staffing levels and that equipment needs are funded, (2) recognize the excellent township staff by incorporating newly adopted collective bargaining results, (3) continue to build upon a funding plan that incorporates the Board's long-term goals as they relate to capital and other programming priorities, (4) continue to move the stormwater funding plan forward while designing additional projects to continue to address stormwater issues throughout the Township, and (5) set sanitary sewer fee levels at the amounts necessary to generate the revenue needed to adequately fund the operations of the sanitary sewer system.

Financial Highlights



Radnor Township is a separate entity from the Radnor School District. The Township's tax rate is 2.4365 while the school's rate is 14.6329.



Radnor has the second highest credit rating [Aa1] from Moody's with a "stable" outlook.



In 2010, Radnor had 34 audit comments; 12 of those were *material* weaknesses, 4 *significant* and 18 were "other". Today, Radnor has **ZERO** audit comments.



Since 2010, the Township has refinanced its debt *nine* times, generating net cash **savings of \$9,300,000** from 2011 to 2043.



In 2021, Radnor was allocated \$3.3 million in Federal Recovery Funds. Half was received in 2021 and the other half in 2022, helping the General Fund recover from revenue shortfalls resulting from the COVID shutdowns.



The Board of Commissioners held tax rates at revenue neutral for 2021 and 2022 in light of the County-Wide reassessment (2021) and to help offset the impacts of the COVID shutdowns/ economic conditions in 2022.



2024 Budget Highlights

Same Excellent Township Services



Staffing levels are budgeted at the Board-approved levels for all Departments. As always, Departments are tasked with being responsive to the Stakeholders while at the same time, finding new ways to address the ever-growing list of projects, services, and programs.

In addition to personnel, Departments also need equipment and fleet vehicles to get the job done. The 2024 budget includes the following investments:

2024	
General Fund	\$ 1,348,426
Recreation	
Public Works	\$ 718,216
Police	\$ 257,734
Fire	\$ 335,000
Finance	\$ 37,475
Comm. Dev.	
Grand Total	\$ 1,348,426

Community Support Unit



In the summer of 2023, the Board of Commissioners authorized the creation of a new Community Support Unit. This unit has two primary functions and is staffed with x1 Licensed Clinical Social Worker (“LCSW”) and x5 police officers. The primary objective of the unit will be dedicated to responding to and providing follow-up services for various mental health related emergencies and on-going care. The LCSW, partnered with x3 officers, will be the focus of the unit and are up and running as of late November 2023. Additionally, the remaining x2 officers included in the new unit will be dedicated to the “high density beat” area of the Township. By allocated direct resources to this area, the primary objectives will be to (a) establish positive relationships with businesses along the Lancaster Ave corridor, (b) remain in proximity to areas with higher amount of incident activity, and (c) enhance the coverage of the remainder of the township by not pulling officers away for routine calls in this area (as much as call volume and complexity allow).

The cost of the unit is broken down in the table below and is included in the 2024 Budget. When presented in the summer, it was expected that a millage adjustment of 0.1494 would be necessary. However, that amount has been reduced to a modest 0.0500 thanks to increased revenue in other areas of the General Fund Budget.

	2024	2025	2026	2027	2028
Expenditures:	957,272	1,081,034	1,154,576	1,231,566	1,338,484
Wages	590,243	644,3181	698,065	754,458	834,898
PR Liab & Benefits	367,029	436,716	456,511	477,108	503,586



Capital & Infrastructure (Incremental Investments)



The Township owns and operates facilities and infrastructure that range from parks, paths, park features/ structures, trails, curbs, sidewalks, roads, streetlights, signals, and more. Over time, these assets need to be replaced or improved. The Township has not had a formal capital asset replacement program in more than fifteen (x15) years. Current project amounts include:

Project Total	New	Replace	Grand Total
Facilities		\$ 2,122,000	\$ 2,122,000
Infrastructure	\$ 524,950	\$ 3,583,500	\$ 4,108,450
Parks	\$ 382,500	\$ 9,195,000	\$ 9,577,500
Trails		\$ 935,000	\$ 935,000
Grand Total	\$ 907,450	\$ 15,835,500	\$ 16,742,950

The resources needed to fund the improvements summarized in the table are NOT included in this budget.

Financial Sustainability



Radnor is fortunate to have a very strong residential and commercial tax base, with the two making up roughly two-thirds of General Fund revenues.

An area of financial vulnerability includes relying too heavily on business taxes to cover (mostly fixed) operational costs. Business taxes have shown to fluctuate by several million in any given year.

That volatility usually requires large, unpredictable tax adjustments in addition to little to no capital investments over time

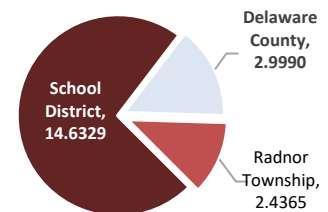
Forecasts show that small, annual real estate tax adjustments will slowly resolve the business tax reliance and start to build in annual capital funding.

Significant Revenue Assumptions:

Property Taxes

The 2024 Budget includes an operating and capital adjustment of 0.0500 mills (+2.1%). The primary purpose of the proposed adjustment is to cover a base operating deficit of roughly \$200,000. Additionally, the adjustment would serve as the first step in lessening its reliance on businesses taxes for operational purposes. The proposal includes shifting operational revenues towards real estate taxes, which over time would free up business taxes to help cover the unfunded capital needs, as addressed above. The real estate tax proposal offers the following:

General Fund #001



2024 Board Approved Budget



Property Taxes
(cont'd)

General Fund #001

- Consider annual, small real estate tax adjustments: Current forecast suggests that future increases as small as 2.50% would generate roughly \$300,000 to \$400,000 annually for capital.
- Annual service delivery becomes more stable: The Township isn't suspending replacement hirings on an ongoing basis because of tax revenue shortfalls. Consequently, Departments have the required resources to provide the services expected of them.
- In years when business taxes perform well, excess revenues can be shifted to the capital fund to begin establishing some capital funding plan. Conversely, in bad years, capital would be suspended. As it stands now, there is no capital funding.

The table below reflects the Township's millage rates since 2012:

Year	Operations	Debt Service	Total Rate	Reason
2012	3.7511	-	3.7511	n/a
2013	3.7511	-	3.7511	n/a
2014	3.7511	-	3.7511	n/a
2015	3.7511	-	3.7511	n/a
2016	3.7511	0.1717	3.9228	Park / Trail Bonds
2017	3.7511	0.1717	3.9228	n/a
2018	3.7511	0.1717	3.9228	n/a
2019	3.9865	0.1717	4.1582	OPEB Funding Plan
2020	4.2365	0.1717	4.4082	Fire Company Funding
2021	2.2250	0.0587	2.2837	Adjusted for Reassessment
2022	2.2250	0.0587	2.2837	n/a
2023	2.3278	0.0587	2.3865	Operations, long-term funding
2024	2.3778	0.0587	2.4365	New Police Comm. Support Unit

Business Taxes
(Act 511)

General Fund #001

This revenue category makes up 39% of the General Fund's revenue and includes the gross receipts taxes for business and mercantile groups, the local services tax paid by employees in Radnor, gaming and amusement taxes, and the real estate transfer tax paid on all real estate sales in the Township. The rates of taxation are **not** adjusted from year-to-year and are shown below.

Category	Rate
Business Privilege	0.003
Mercantile	0.003
Local Services	\$52/Emp
Real Estate Transfer	1.0%

The Township relies heavily on the productivity of this revenue group and during the years 2012-2017, revenues ballooned. However, as shown in the graph below, there have been two times in the last decade when BPT revenues declined suddenly and significantly (2012, 2018 – 2020). Most recently, the 2020 decline can be attributed to the shutdowns associated with the COVID pandemic with proceeds rebounding immediately. Since 2021, BPT has performed well, allowing the Township to take a more aggressive approach to forecasting for 2024, at \$8,500,000. This approach is a significant contributing factor towards lessening the recommended real estate tax millage rate for 2024 from the 0.1494 forecasted in the summer, to the 0.0500 included in this budget recommendation.

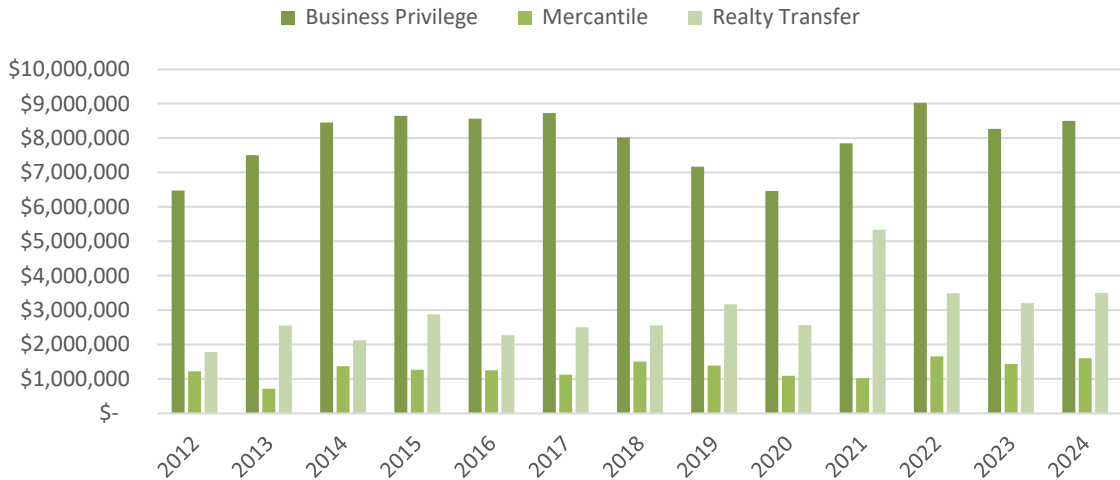
Realty transfer taxes are somewhat volatile but perform at a base-level consistent enough to allow for an estimate of \$3,500,000 in 2024. Mercantile tax, a reflection of retail activity in the township, is very consistent, at \$1,600,000 +/- per year.

2024 Board Approved Budget



**Business
(Act 511)
Taxes
(cont'd)**

**General
Fund
#001**



**Sanitary
Sewer Rent**

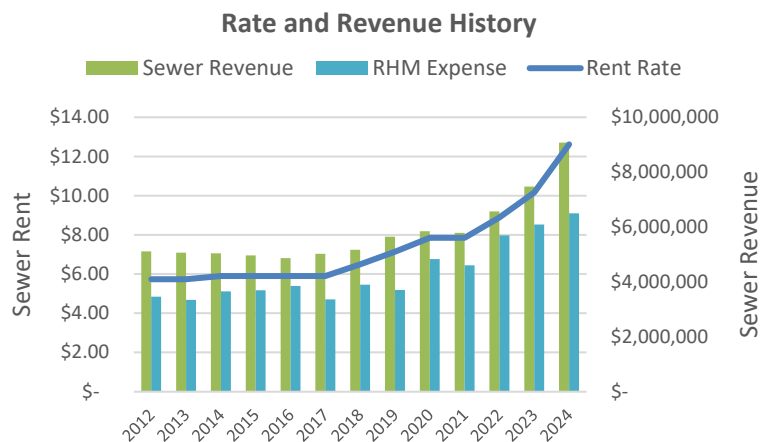
Sanitary
Sewer Fund
(#002)

The 2024 Board Approved Budget includes an increase of \$2.46 per 1,000 gallons of water used. This increase is needed to generate the revenue necessary to meet higher RHM costs. The calculation of the rate aims for breakeven, based on estimated water consumption. For the last five years, the Township has been chasing that breakeven point, but it's proven to be difficult given the RHM expense spikes. In fact, the Township has approved fee increases in 2018 – 2020 and again in 2022 and 2023, yet the revenue generated still falls short of keeping up with expenses. In fact, in 2022 and 2023, despite the rate increases, general fund transfers of \$1,500,000 and \$1,720,000 were needed to meet expenses, respectively.

As noted, RHM costs continue to escalate due to down-stream environmental and conveyance costs being imposed. At this point, there is no timetable as to when these escalations will end. To make matters more complicated, while we chase the RHM expense, no capital investments are being made to the aging system. CARFAC is evaluating this activity, and we expect to hear their thoughts in 2024.

The table below shows the sewer rent rate history going back to 2012. Please see the Sewer Fund #002 detail later in this budget report for more information.

Year	Rate	%Δ
2012	\$5.74	3.1%
2013	\$5.74	0.0%
2014	\$5.90	2.8%
2015	\$5.90	0.0%
2016	\$5.90	0.0%
2017	\$5.90	0.0%
2018	\$6.49	10.0%
2019	\$7.14	10.0%
2020	\$7.85	10.0%
2021	\$7.85	0.0%
2022	\$8.89	13.4%
2023	\$10.16	14.3%
2024	\$12.62	24.2%

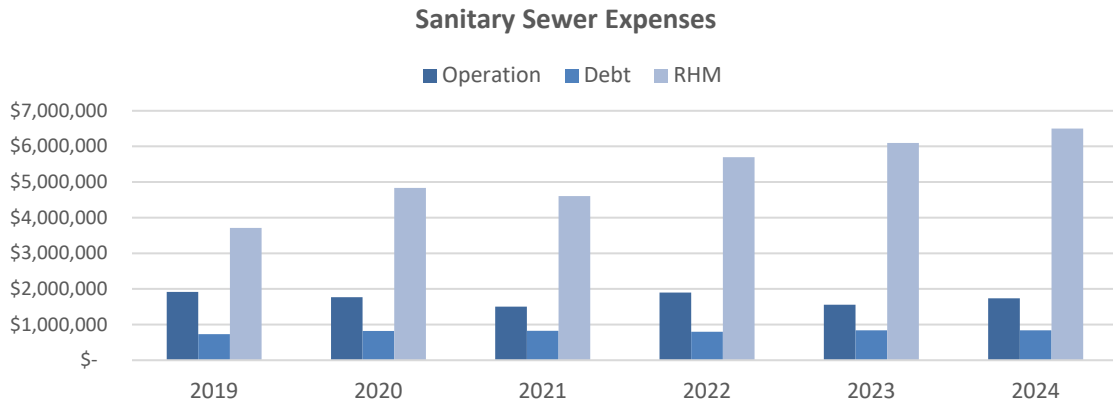


2024 Board Approved Budget



Sanitary Sewer Rent (cont'd)

Sanitary Sewer Fund (#002)



Stormwater Fee Fund (#004)

The 2024 Board Approved Budget keeps the stormwater fee at the original amount of \$29.00 per unit, as part of the long-term project funding plan approved by the Board of Commissioners in 2022. When the fee was originally adopted in 2014, the Township pledged to keep the fee at \$29.00 per unit for the first five years. 2024 marks the eleventh year that the fee will be levied at the same \$29.00 per unit rate. The stormwater fee and associated expenses are accounted for in the Township’s Stormwater Management Fund #004.

Significant Expenditure Assumptions

Employee Wages

The 2024 Board Approved Budget includes wage increases as part of the recently approved collective bargaining contracts with the Township’s two union groups, Fraternal Order of Police (“FOP”) and Radnor Association of Township Employees (“RATE”). These increases include all employees except for the Township Manager and Police Chief, who are compensated based on separate employment agreements. The following rules exist regarding these increases:

- **Uniformed Police Officers:** The Fraternal Order of Police (FOP) of Delaware County collective bargaining agreement includes a 1/1/2024 increase of 3.75% and another 3.75% increase on July 1, 2024.
- **Non-Uniform, Union Employees:** The RATE agreement includes the same wage adjustments as the FOP, +3.75% on January 1, 2024, and another 3.75% on July 1, 2024.
- **Non-Union Full and Part-Time Employees:** The budget includes the same assumptions being used for the RATE union employees. Any increase approved will be based on performance, as determined by the Township Manager.

Staffing

The 2024 Board Approved Budget includes the following full-time headcount projections, in accordance with the Township’s last updated Organization Chart (Res# 2023-56).

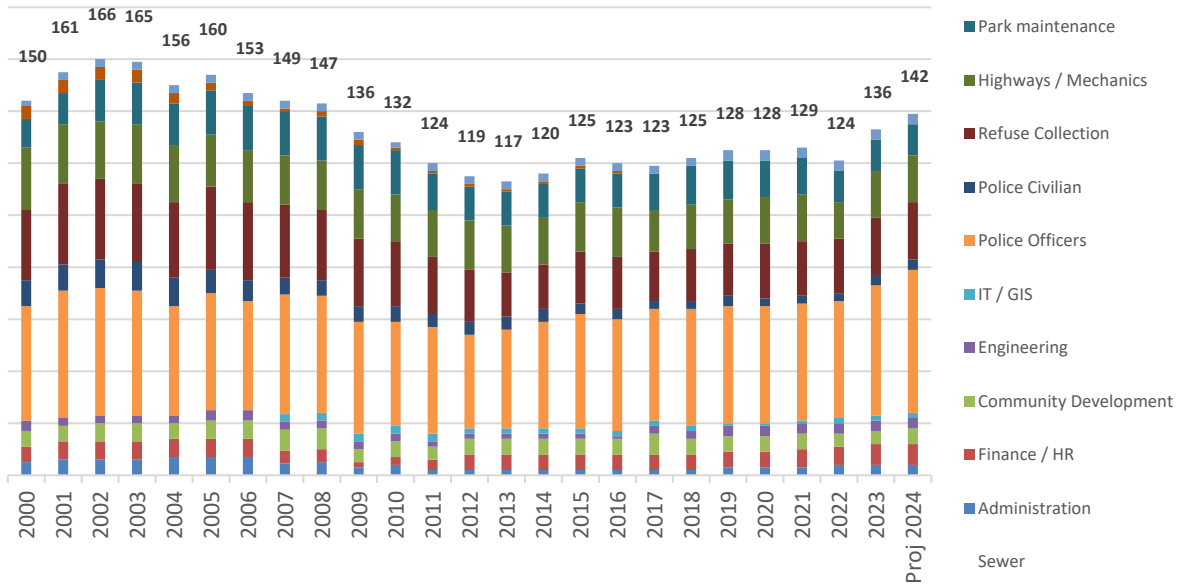
2024 Board Approved Budget



Staffing (cont'd)

Full Time Employee Head Count

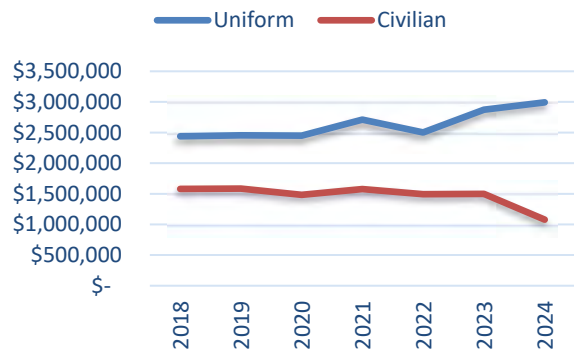
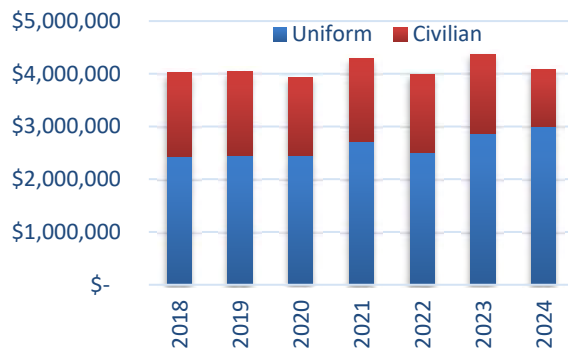
By Department as of 12/31 of each year
[2024 Headcount is Budgeted]



Pension

The 2024 Board Approved Budget includes funding the full amount of the Township’s Minimum Municipal Obligation (MMO) as amended via Resolution 2023-112 on November 13, 2023. The table below shows the total Township share of the MMO:

Year	Uniform Plan	Civilian Plan	Gross MMO Obligation	Less: State Aid	Net Township Expense
2018	2,440,000	1,580,000	4,020,000	727,289	3,292,711
2019	2,455,000	1,587,000	4,042,000	788,557	3,292,000
2020	2,449,000	1,482,300	3,931,700	738,575	3,193,125
2021	2,710,800	1,577,100	4,287,900	796,349	3,491,551
2022	2,501,800	1,494,400	3,996,200	865,135	3,131,065
2023	2,872,200	1,498,600	4,370,800	990,741	3,380,059
2024	2,994,500	1,078,550	3,751,150	980,000	2,771,150



2024 Board Approved Budget



Capital Funding

The 2024 Board Approved Budget includes capital funding needs totaling (net) \$1,318,964 covering the short-term portion of the capital plan with current resources as we have been doing for the past seven years. The Capital Plan has been divided into two broad categories:

- Departmental Equip and Capital:** As the name suggests, these capital items include short-term assets and are funded through current resources identified as “General Fund Transfers” below. Generally, the capital items included in this category are vehicles, Department equipment, and information technology.

Sources:	2024 Budget
Sale of Property and Equipment	\$25,000
Interest Income	5,000
Grant Proceeds – Sustainability	130,000
Contributions – Cable Franchise Fee	250,000
General Fund Transfers	1,348,425
Total Sources	\$1,758,425

Uses:	
Police	387,735
Public Works Solid Waste Division	304,709
Public Works Infrastructure / Highway Division	290,988
Public Works Park Maintenance Division	135,519
Public Works Mechanics Division	12,000
Information Technology / PEG	292,474
Fire Service Equipment Contributions	335,000
Total Uses	\$1,758,425

- 2019 Bond Projects:** For 2024, the Administration will continue to focus on the installation of the projects approved as part of the 2019 Bonds as summarized below. Many of these projects are under way, or complete. This table represents the full-project budget at borrowing, less amounts spent to-date.

Sources:	Original Amount	Amended Amount	Amount To-Date	Remaining
General Obligation Bonds, Series 2019	\$7,303,317	\$7,303,317	\$7,303,317	\$ -
Grants	3,531,379	3,531,379	1,994,428	(1,536,951)
Contributions	329,300	329,300	284,166	(45,134)
Interest	-	-	211,828	211,828
Total Sources	\$11,163,996	\$11,163,996	\$9,793,739	\$(1,370,257)

Uses:				
Township Facilities	400,000	400,000	304,169	95,831
Infrastructure	2,309,958	2,309,958	1,530,772	779,186
Parks	150,000	200,000	257,594	(57,594)
Sidewalks	1,638,912	1,638,912	900,271	738,641
Signals	3,438,759	3,188,759	839,465	2,349,294
Trails	3,147,637	3,147,637	3,113,654	33,983
Wayne Business Association	576,010	776,010	602,851	173,159
Cost of Issuance	158,317	158,317	158,317	-
Total Uses	\$11,819,593	\$11,819,593	\$7,707,093	\$4,112,500

2024 Board Approved Budget



Capital Funding
(cont'd)

- Stormwater Funding Plan:** In the spring of 2022, the Board adopted the stormwater funding plan which identifies various large and small stormwater projects to be funded either by cash in the fund or financed through borrowing(s). The following is a summary of the stormwater funding plan and progress to-date. As the table suggests, the 2024 budget will require additional bond proceeds to generate the resources needed to complete several projects that have already begun. Then, for the balance of the projects, additional resources will need to be identified:

Sources:	Original Budget	Revised Amount	Amount To-Date	Remaining
General Obligation Bonds	\$17,790,074	\$17,790,074	\$9,790,074	\$8,000,000
Grant Proceeds	1,061,035	1,061,035	-	1,061,035
Stormwater Fee Income	3,956,965	3,956,965	2,618,637	(1,338,328)
Total Sources	\$22,808,074	\$22,808,074	\$12,408,711	\$7,722,707
Uses:				
Cash Projects:				
Wooton Road Storm Sewer Replacement	200,000	200,000	-	200,000
Hunt Road Bridge Rehabilitation	500,000	500,000	91,700	408,300
Spring Mill Road Culvert Replacement	420,000	420,000	-	420,000
N Wayne Area Tree Trench	160,000	634,636	722,316	(87,680)
Brooke Road Culvert Replacement	480,000	480,000	-	480,000
Ashwood Road Culvert Replacement	450,000	450,000	-	450,000
Brooklea Road Culvert Replacement	450,000	450,000	-	450,000
South Ithan Avenue Culvert Replacement	450,000	450,000	-	450,000
East Beechtree Culvert Rehabilitation	468,000	468,000	-	468,000
Wyldhaven Culvert Rehabilitation	480,000	128,937	161,172	(32,235)
Cowan Park Parking Lot System	480,000	480,000	948,114	(468,114)
Ithan Valley Park Rehabilitation Upstream	480,000	480,000	-	480,000
Other Projects	-	-	238,717	(238,717)
Bond Projects:				
South Wayne Parking Lot	5,403,240	5,695,838	5,247,297	448,241
W Wayne /Friends of Radnor Trail Park	2,470,000	4,306,164	2,177,975	2,128,189
Malin Road Culvert Replacement	1,385,733	1,470,883	1,142,688	328,195
Chamounix Road Culvert	1,200,000	2,341,642	1,982,344	359,298
Gulph Creek Watershed w/in Tredyffrin	3,000,000	3,950,000	93,828	3,856,172
Walnut Avenue Culvert (1)	1,300,000	2,740,000	-	2,470,000
Highview Road Outfall	985,000	1,297,500	8,877	1,288,623
Earle's Lane Culvert	1,600,000	2,740,000	44,118	2,695,882
Ithan Valley Park	1,000,000	713,715	75,666	638,049
Walnut Avenue Culvert Rehabilitation (2)	595,000	595,000	197,600	397,400
Willow Avenue Culvert Rehabilitation	596,000	596,000	-	596,000
Strathmore Road Culvert Rehabilitation	600,000	600,000	214,932	385,068
Total Uses	\$25,152,973	\$32,188,315	\$13,347,344	\$18,840,971

2024 Board Approved Budget



Financial Summary Information:

Cost of Service Reporting: Radnor Township offers its residents and business a tremendous amount of life safety, infrastructure and quality of life programs and services. At times, it seems that these programs and services get lost in the analysis of the numbers. This section of the report will focus not only on the larger financial estimates included in the 2024 budget, but also a look at certain Departments and cost allocation by activity. The goal is to provide information to the reader that will allow them to have a full understanding of where their tax dollars are allocated, how much the rates of taxation are proposed to be for 2024, the importance of the Act 511 tax revenue, and a summary of the indebtedness of the Township.

How your Tax Dollars are allocated: At the highest level, the Township summarizes its expenditures into eight different categories. The table and graph below describe those eight categories and how the aggregate allocations are presented for 2024:

Category	Description
Protection of Persons and Property	This category includes the Township’s <i>Police Department</i> , the Township’s <i>Community Development Department</i> (code enforcement) and the Township’s contributions to the three <i>fire companies</i> that provide service to Radnor properties (Radnor Fire Company, Bryn Mawr Fire Company, and Broomall Fire Company).
Public Works	This category includes all the Departments that provide basic municipal and infrastructure services. Those include: <i>Garbage collection, recycling and yard waste collection, leaf collection, snow & ice removal, street cleaning, traffic signals / signage, curbs & sidewalks, road resurfacing / maintenance, fleet mechanics, street barricades</i> (used for community festivals, parades, etc.), <i>storm and sanitary sewer maintenance, and other general highway services.</i>
Parks & Recreation	This category includes two very different Departments: <i>Recreation</i> and <i>Park Maintenance</i> (of Public Works). Recreational Programming provides a multitude of free community events throughout the year. They also work with various sports organizations to offer many quality-of-life recreational programs (usually at an additional fee). Included in those programs are the activities at the Sulpizio Gym. Then, the Park Maintenance Department (of Public Works) is responsible for the maintenance and up-keep of all the Township’s properties, parks, athletic fields, and the Radnor Trail.
General Government	This category encompasses the administrative functions of the Township which include the <i>Administration, Finance, and Information Technology</i> Departments, <i>Office of the Treasurer</i> as well as the costs associated with insuring the Township’s facilities, fleet, and employee practices.
Debt Service	This category summarizes all the Township’s long-term debt obligations. It is treated separately to emphasize the importance of making sure sufficient resources are available to pay the annual and on-going debt obligations.

2024 Board Approved Budget



Category	Description
Library Contributions	The Township provides annual contributions to the Radnor Memorial Library (a separate not-for-profit entity). Expenses accounted for in this category include the annual operating contributions and building maintenance costs.
Community Organization Contributions	Similar to the Library, the Township also provides funding to various (not-for-profit) community organizations that also provide quality of life services to Radnor residents.
Retiree Benefits	This category accounts for the current year health care expenses for the Police and Civilian retirees as well as the costs incurred for retiree life insurance. The total number of retirees as of the date of this report is 132: 62 Police retirees and 70 Civilian retirees.
Interfund Transfers	The General Fund transfers resources to other funds to help support those activities. The amount included in this category includes general fund support of the capital program and debt service.

Where the Township Operating Revenues come from: The Township receives revenues from various sources that can be summarized in three large categories as follows:

Category	Description
Real Estate Taxes (23% of governmental revenues)	These revenues are generated from a millage rate placed on all properties in Radnor Township. The different property classifications are Residential, Commercial, Ground, Exempt (non-tax paying), and Public Utilities (non-tax paying).
Act 511 Taxes (24% of governmental revenues)	These revenues are generated from five sources: Real Estate Transfer taxes, Business Privilege taxes, Mercantile taxes, Local Services tax (LST), and Amusement tax. The business privilege, mercantile and amusement taxes are paid by qualifying businesses in Radnor Township and the LST is paid for by all the employees working in Radnor Township through payroll withholdings.
Utility Fees (15% of governmental revenues)	These revenues are generated from the two utilities that the Township runs: Sanitary Sewer Rent (Fund #002) and Stormwater (Fund #004). The Finance Department mails invoices to all users of the systems annually in the spring. The bills are invoiced and collected in one transaction per year.
Interfund Transfers (10% of governmental revenue activity)	These transactions represent the movement of money between governmental funds. There are two primary reasons why money moves between funds: (1) Debt Service payments (from multiple funds to #024), and (2) Equipment funding (from #001 to #005)
Other Revenues (3% of governmental revenues)	As the name suggests, this is all the other revenues which broadly include Intergovernmental revenues (from State and Federal sources), licenses, permits, fees, fines, interest, rentals, grants, donations, special assessments, Departmental earnings (charges for services), and others.

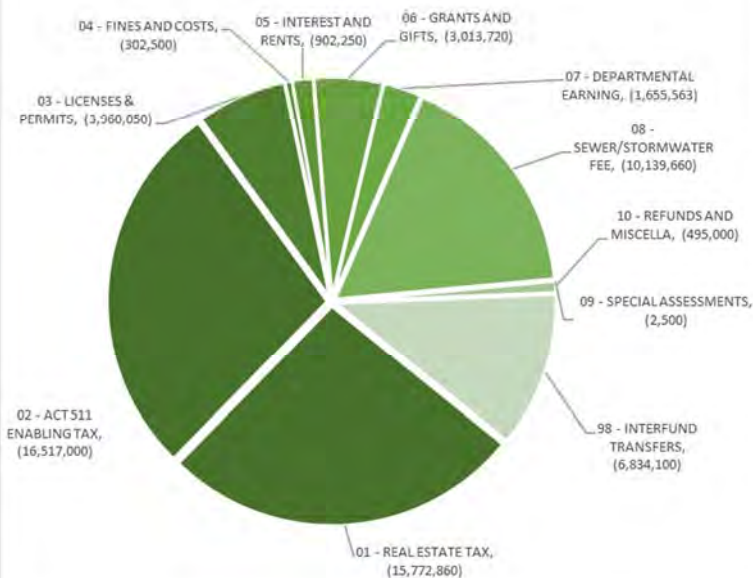
2024 Board Approved Budget



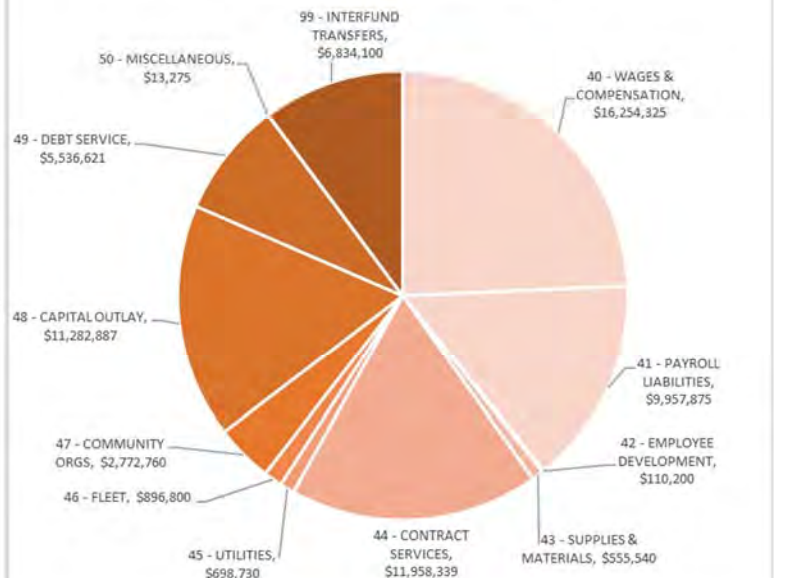
Radnor enjoys a diverse revenue base with a little less than a quarter of all revenue coming from Real Estate Taxes, roughly 24% from business related taxes, about 15% from sewer and stormwater fees and the remainder from Departmental activity, grants, fines, interest, and others. On the expense side, Radnor spends about 39% of its total expenses on payroll and related costs, which is very typical of local governments as a service industry. In total, debt service expense makes up 8% of the total expenses, which remains unchanged from prior years despite the new money borrowed in 2019 for capital projects. This was accomplished by only borrowing enough to refill a planned debt service reduction in 2020.

2024 Board Approved													
	001 - GENERAL FUND	002 - SEWER SPECIAL REVENUE FUND	003 - LIQUID FUELS SPECIAL REV FUND	004 - STORMWATER MGMT SPECIAL REV FUND	005 - CAPITAL IMPROVEMENT FUND	006 - SPECIAL ASSM'T SPECIAL REV FUND	012 - INVESTIGATION SPECIAL REV FUND	015 - COMM SHADE TREE SPCL REV FUND	021 - RECREATION FEE SPCL REV FUND	022 - PARK&OPEN SPACE SPCL REV FUND	023 - WILLOWS ENTERPRISE FUND	024 - DEBT SERVICE FUND	Total Governmental Funds
Revenue	\$ (39,798,110)	\$ (9,249,660)	\$ (900,000)	\$ (9,210,000)	\$ (2,230,925)	\$ (3,500)	\$ -	\$ (16,000)	\$ (20,000)	\$ (1,110,000)	\$ (250)	\$ (5,529,258)	\$ (68,067,703)
01 - REAL ESTATE TAX	(15,772,860)												(15,772,860)
02 - ACT 511 ENABLING TAX	(15,417,000)									(1,100,000)			(16,517,000)
03 - LICENSES & PERMITS	(3,950,050)								(10,000)				(3,960,050)
04 - FINES AND COSTS	(302,500)												(302,500)
05 - INTEREST AND RENTS	(565,000)	(150,000)	(10,000)	(150,000)	(5,000)	(1,000)		(1,000)	(10,000)	(10,000)	(250)		(902,250)
06 - GRANTS AND GIFTS	(1,993,720)		(890,000)		(130,000)								(3,013,720)
07 - DEPARTMENTAL EARNING	(1,582,500)											(73,063)	(1,655,563)
08 - SEWER/STORMWATER FEE		(9,079,660)		(1,060,000)									(10,139,660)
09 - SPECIAL ASSESSMENTS						(2,500)							(2,500)
10 - REFUNDS AND MISCELLA	(185,000)	(20,000)			(275,000)			(15,000)					(495,000)
11 - DEBT PROCEEDS				(8,000,000)	(472,500)								(8,472,500)
98 - INTERFUND TRANSFERS	(29,480)				(1,348,425)							(5,456,195)	(6,834,100)
Expense	\$ 39,688,272	\$ 8,659,814	\$ 900,000	\$ 8,824,763	\$ 2,230,925	\$ 25,864	\$ -	\$ 16,000	\$ -	\$ 981,558	\$ 15,000	\$ 5,529,256	\$ 66,871,452
40 - WAGES & COMPENSATION	15,901,201	353,124											16,254,325
41 - PAYROLL LIABILITIES	9,793,288	164,587											9,957,875
42 - EMPLOYEE DEVELOPMENT	110,200												110,200
43 - SUPPLIES & MATERIALS	489,790	13,000	50,000	2,750									555,540
44 - CONTRACT SERVICES	4,779,348	6,927,891		235,100				16,000					11,958,339
45 - UTILITIES	676,730	17,000									5,000		698,730
46 - FLEET	674,800	222,000											896,800
47 - COMMUNITY ORGS	2,772,760												2,772,760
48 - CAPITAL OUTLAY	70,700	121,262	850,000	8,000,000	2,230,925						10,000		11,282,887
49 - DEBT SERVICE	7,365											5,529,256	5,536,621
50 - MISCELLANEOUS	13,275												13,275
99 - INTERFUND TRANSFERS	4,398,815	840,950		586,913		25,864				981,558			6,834,100
Total Governmental Funds	\$ (109,838)	\$ (589,846)	\$ -	\$ (385,237)	\$ -	\$ 22,364	\$ -	\$ -	\$ (20,000)	\$ (128,442)	\$ 14,750	\$ (2)	\$ (1,196,251)

Budget Revenue by Type
Aggregate - All Governmental Funds



Budget Expenditures by Type
Aggregate - All Governmental Funds



2024 Board Approved Budget



Debt Service Summary

The Township’s outstanding principal debt balance on January 1, 2024, will be \$61,925,000. In 2024, the Township will pay down \$3,745,000 in principal, ending the year with an outstanding balance of \$58,180,000. The beginning outstanding balance is made up of non-voted general obligations of the Township and voted open space bonds. Currently the Township has ten outstanding bond issues, Series 2012 (refunded 2007 Bonds), Series 2015 (refunded 2009 Bonds), Series 2019 (refunded 2018 Sewer Notes) borrowed for emergency Sanitary Sewer projects , Series A of 2019 for general capital projects, Series 2020 open space bonds (refunded Ardrossan), Series A of 2020 (advance refunded a portion of the 2012 Bonds), Series 2021 (refunded Series 2015 A and 2016 Bonds), Series A of 2021 (advance refunded a portion of Series 2013 B Bonds) and Series 2022 (new money issue to fund Stormwater projects). Budgeted new money issue for facility improvements of \$10,000,000 and related debt service payment in 2024 are included. The table below reflects the summary of budgeted debt obligation transactions for 2024.

Issue	Final Year of Maturity	Original Principal Amount	Balance January 1, 2024	2024 Additions	2024 Reductions	Balance December 31, 2024	Interest Payments
Non-Voted General Obligation Bonds:							
2012 Series Unrefunded	2027	16,360,000	1,615,000		35,000	1,580,000	54,910
2019 Series Sewer Refund	2028	4,165,000	2,480,000	-	465,000	2,015,000	69,750
2019 Series A General Capital	2039	7,145,000	6,060,000	-	300,000	5,760,000	161,975
2020 Series A Refunding	2037	15,630,000	15,255,000	-	115,000	15,140,000	349,681
2021 Series Refunding	2035	8,360,000	5,780,000	-	895,000	4,885,000	107,025
2021 Series A Refunding	2034	12,065,000	11,715,000	-	1,000,000	10,715,000	216,925
2022 Series Stormwater	2052	10,000,000	9,820,000	-	185,000	9,635,000	401,913
2024 Series Facility Impr.	2054	10,000,000	-	10,000,000	-	10,000,000	220,000
Subtotal		83,725,000	52,725,000	10,000,000	2,995,000	59,730,000	1,582,179
Voted Open Space General Obligation Bonds							
2020 Series Ardrossan	2043	9,885,000	7,870,000	-	320,000	7,550,000	173,790
2015 Series UnRef Various	2026	4,965,000	1,330,000	-	430,000	900,000	28,288
Subtotal		14,850,000	9,200,000	-	750,000	8,450,000	202,078
Grand Totals		98,575,000	61,925,000	10,000,000	3,745,000	68,180,000	1,784,257

The Township has utilized the bond issuances through the years to fund various activities. The following table reflects the sources of revenue being used to satisfy the 2024 debt service.

Fund	Amount
General Fund – General Revenues / Real Estate Taxes	\$3,050,390
Sewer Fund – Sewer Rent	840,950
Stormwater Fund – Stormwater Fees	586,913
Special Assessment Fund – Infrastructure Projects	25,862
Parks & Open Space Fund – Real Estate Transfer Tax and Voted Millage	952,078
Wayne Art Center Repayment	73,063
Library Repayment (eliminated in 2010)	-
Total	\$5,529,256

Please see the Debt Service Fund #24 for more details on the Township’s outstanding bonds, including their amortization timetables and amounts.

2024 Board Approved Budget



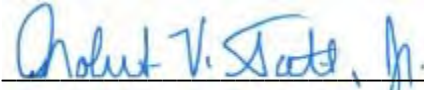
Summary:

The Township Administration will continue to put forth the efforts necessary to manage Radnor Township professionally and ethically by being fiscally responsible, transparent, and accountable to deliver the best services to our stakeholders. With the Board’s leadership, we are confident that Radnor Township will continue to always be *“The Best of the Main Line.”*

Respectfully Submitted,



William M. White, MBA
Township Manager/ Secretary



Robert V. Tate, CPA
Finance Director and Human Resource Manager



Radnor Township, PA

2024 Board Approved Budget

Enacting Legislation

- Ordinance 2023-08 | Adopting the Final Comprehensive Budget for 2024, including the 2024 Real Estate Millage Rate
- Ordinance 2023-09 | Adopting the 2024 Sanitary Sewer Rent Rate
- Resolution 2023-111 | Adopting the 2024 Stormwater Fee Rate
- Ordinance 2023-10 | Adopting the 2024 Consolidated Fee Schedule

**ORDINANCE NO. 2023-08
FISCAL YEAR 2024 TAX LEVY**

AN ORDINANCE OF THE TOWNSHIP OF RADNOR, DELAWARE COUNTY, COMMONWEALTH OF PENNSYLVANIA, ADOPTING A FINAL COMPREHENSIVE BUDGET FOR FISCAL YEAR 2024, AND ESTABLISHING THE TOWNSHIP MILLAGE RATE

The Board of Commissioners of Radnor Township, Delaware County, Pennsylvania, hereby ENACTS, as follows:

Section 1. That the Final 2024 Budget, referenced as the Board Approved Comprehensive Budget (version 1) attached hereto and incorporated herein, dated November 13, 2023, is hereby adopted setting forth all proposed revenues and appropriations for all Township funds for fiscal year 2024.

Section 2. The total tax millage rate for 2024 shall be 2.4365 mills and is allocated as follows:

Township Operational / Capital tax levy	2.3778 mills
Debt Service tax levy	0.0587 mills (established in 2016)
Total tax levy 2024	2.4365 mills

Section 4. That all other permit, service, and user fees for fiscal year 2024 shall be set by Ordinance 2023-10 and shall be subject to further amendment by the Board of Commissioners.


Section 5. Repealer. All ordinance or parts of ordinances which are inconsistent herewith are hereby repealed.


Section 6. Severability. If any section, paragraph, sub-section, clause or provision of this Ordinance shall be declared invalid or unconstitutional by a court of competent jurisdiction, such decision shall not affect the validity of this Ordinance as a whole or any part thereof other than that portion specifically declared invalid.

Section 7. Effective Date. This Ordinance shall become effective in accordance with the Radnor Township Home Rule Charter.

ENACTED this 27th day of November, 2023.

RADNOR TOWNSHIP

By: 
Name: Moira Mulrone
Title: President

ATTEST: 
Name: William M. White
Title: Township Manager / Secretary

**ORDINANCE NO. 2023-09
FISCAL YEAR 2024 SEWER RENT RATE**

**AN ORDINANCE OF THE TOWNSHIP OF RADNOR, DELAWARE
COUNTY, COMMONWEALTH OF PENNSYLVANIA, ESTABLISHING
THE TOWNSHIP SANITARY SEWER RENT FOR 2024**

The Board of Commissioners of Radnor Township, Delaware County, Pennsylvania, hereby ENACTS, as follows:

Section 1. That the Final 2024 Budget, referenced as the Board Approved Comprehensive Budget (version 1) incorporated in Ordinance 2023-08 and introduced on November 13, 2023, sets forth all proposed revenues and appropriations for all Township funds for fiscal year 2024.

Section 2. The Sanitary Sewer Fund (#002) revenues included in the Final 2024 Budget are estimated based on the billing and collection of a sanitary sewer user fee calculated as a rate times water consumption, provided by Aqua, PA annually.

Section 3. The annual sewer service charges for all real property within the Township shall be set at the amount of \$12.62 per 1,000 gallons of water used in the year 2024 as certified by Aqua.


Section 4. Repealer. All ordinance or parts of ordinances which are inconsistent herewith are hereby repealed.


Section 5. Severability. If any section, paragraph, sub-section, clause or provision of this Ordinance shall be declared invalid or unconstitutional by a court of competent jurisdiction, such decision shall not affect the validity of this Ordinance as a whole or any part thereof other than that portion specifically declared invalid.

Section 6. Effective Date. This Ordinance shall become effective in accordance with the Radnor Township Home Rule Charter.

ENACTED this 27th day of November, 2023.

RADNOR TOWNSHIP

By: 
Name: Moira Mulfoney
Title: President

ATTEST: 
Name: William M. White
Title: Township Manager / Secretary

RESOLUTION 2023-111

A RESOLUTION OF RADNOR TOWNSHIP, DELAWARE COUNTY, PENNSYLVANIA, ESTABLISHING THE TOWNSHIP STORMWATER FEE FOR 2024

WHEREAS, The Township Code §246 Stormwater Management Fees was created by Ordinance 2013-15 adopted by the Board of Commissioners on October 14, 2013 and set the per unit billing rate at \$29.00; and

WHEREAS, The Code further provides for the Board of Commissioners to "review and update the user fees fixed and established by this chapter by resolution every five years or sooner as deemed necessary"; and

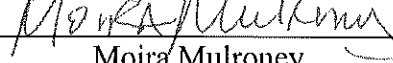
WHEREAS, as part of the annual budget process, the expected revenue and expenses of the Stormwater Fund are projected, and a recommended rate is included in the Township Manager's Recommended Budget; and


WHEREAS, the Board of Commissioners has accepted the Township Manager's Recommended Budget with the Stormwater rate unchanged at \$29.00 per unit for 2024; and

NOW, THEREFORE, be it hereby **RESOLVED** that The Radnor Township Board of Commissioners hereby confirms the Stormwater Fee to remain unchanged at \$29.00 per unit as incorporated in the Township Budget, subject to future review and amendment by the Board of Commissioners prior to final approval.

SO RESOLVED, this 13th day of November, A.D., 2023

RADNOR TOWNSHIP

By: 
Name: Moira Mulroney
Title: President

ATTEST: 
Name: William M. White
Title: Township Manager / Secretary

ORDINANCE NO. 2023-10

**AN ORDINANCE OF RADNOR TOWNSHIP, DELAWARE COUNTY,
PENNSYLVANIA, AMENDING CHAPTER 162 BY ADOPTING THE
CONSOLIDATED FEE SCHEDULE FOR CALENDAR YEAR 2024**

Section 1. The Township of Radnor incurs costs and expenses in processing various permits and licenses through its various departments.

Section 2. Fee changes are highlighted in yellow and noted in each of the sections of the Fee Schedule under “Fee Change Narrative”.


Section 3. The Pennsylvania Municipalities Planning Code authorizes reasonable and necessary charges by the Township’s professional consultants based upon its schedule established by ordinance or resolution.


NOW, THEREFORE, it is hereby **ENACTED** and **ORDAINED** that the Board of Commissioners of Radnor Township hereby adopts the attached 2024 Consolidated Fee Schedule effective January 1, 2024, and all ordinances or resolutions which are inconsistent are hereby repealed.

BE IT FURTHER ENACTED and **ORDAINED** that any revisions to the 2024 Consolidated Fee Schedule may be amended or revised by subsequent resolution of the Board of Commissioners.

ENACTED this ____ day of November, A.D., 2023

RADNOR TOWNSHIP

By: 
Name: Moira Mulrone
Title: President

ATTEST: 
Name: William M. White
Title: Township Manager / Secretary

Radnor Township, PA
2024 Board Approved Budget

Budget Calendar

Radnor Township, PA
 2024 Budget and Five-Year Forecast Implementation Calendar
 V3 – Adopted – August 21, 2023



July	
12	Central Budget Entry for 2024 Open Departments begin preparation of revenue and expense estimates for 2024
18	Review of capital needs – Police
20	Review of capital needs – Public Works
24	Department Narratives & Fee Schedule Distributed
25	Draft of Budget Calendar Published Internally

August	
7-11	Schedule Dept meetings with Finance to Review Revenue and Operating Expense Projections
15	Departments Finalize Central Budget Entry for 2024
21	Budget Calendar Adopted by Board

September	
11	BOC Regular Meeting Preliminary Budget Published to BOC
12-15	Department Heads Finalize budget figures with Finance Director & Manager
18	BOC Regular Meeting Adopt Prelim. 2024 MMO Resolution [State Law Requirement] Specific Budget Discussions (as needed)

October	
16	BOC Regular Meeting Presentation and Adoption of [Preliminary] Recommended Comprehensive Budget \$7.06[A](2)
23	BOC Regular Meeting Res #2023-110 Adopting the Township Manager’s Recommended Budget as the Preliminary Comprehensive Budget

November	
13	BOC Regular Meeting Introduction of Final Budget Ordinances
27	BOC Regular Meeting Final Public Hearing and Adoption of Budget Legislation: <ul style="list-style-type: none"> • Ord: 2023-08 Appropriation Budget <ul style="list-style-type: none"> ○ Included w/ Budget: Five Year Capital Program ○ Included w/ Budget: Five Year Financial Forecast • Ord: 2023-09 Sewer Rent Rates • Res: 2023-111 Stormwater Fee Rate • Ord: 2023-10 Consolidated Fee Schedule

December	
11	BOC Regular Meeting
18	BOC Regular Meeting

July						
S	M	T	W	T	F	S
						1
2	3	4	5	6	7	8
9	10	11	12	13	14	15
16	17	18	19	20	21	22
23	24	25	26	27	28	29
30	31					

August						
S	M	T	W	T	F	S
		1	2	3	4	5
6	7	8	9	10	11	12
13	14	15	16	17	18	19
20	21	22	23	24	25	26
27	28	29	30	31		

September						
S	M	T	W	T	F	S
						1 2
3	4	5	6	7	8	9
10	11	12	13	14	15	16
17	18	19	20	21	22	23
24	25	26	27	28	29	30

October						
S	M	T	W	T	F	S
1	2	3	4	5	6	7
8	9	10	11	12	13	14
15	16	17	18	19	20	21
22	23	24	25	26	27	28
29	30	31				

November						
S	M	T	W	T	F	S
			1	2	3	4
5	6	7	8	9	10	11
12	13	14	15	16	17	18
19	20	21	22	23	24	25
26	27	28	29	30		

December						
S	M	T	W	T	F	S
						1 2
3	4	5	6	7	8	9
10	11	12	13	14	15	16
17	18	19	20	21	22	23
24	25	26	27	28	29	30
31						

Radnor Township, PA

2024 Board Approved Budget

Organizational Charts

- Administrative Organizational Chart
- Fund Accounting Organizational Chart



Township of
RADNOR
PENNSYLVANIA

Adopted: June 20, 2011 Res # 2011-87
 Amended: September 26, 2011 Res #2011-116
 Amended: February 25, 2013 Res #2013-20
 Amended: December 16, 2013 Res #2013-144
 Amended: April 24, 2017 Res # 2017-63
 Amended: November 12, 2018 Res #2018-53
 Amended: September 9, 2019 Res #2019-77
 Amended: March 9, 2020 Res #2020-40
 Amended: February 27, 2023, Res #2023-23
 Amended April 24, 2023, Res #2023-45
 Amended June 26, 2023, Res #2023-56

Residents of Radnor Township

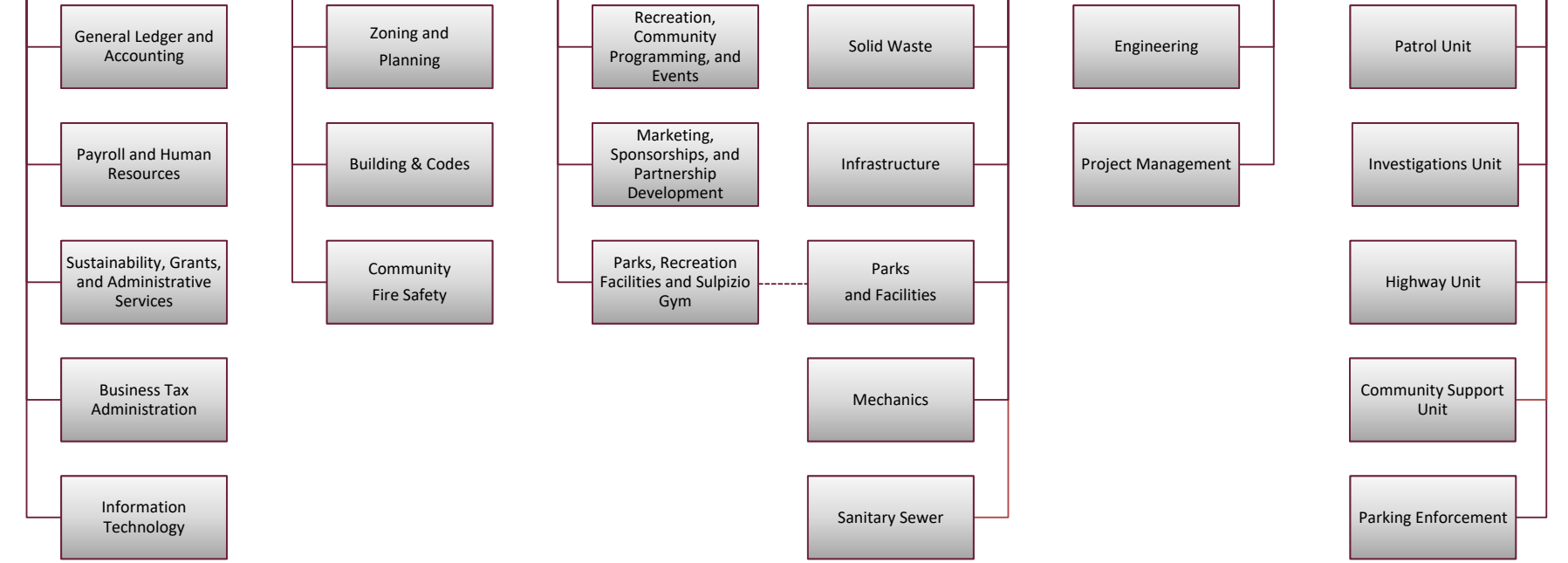
Board of Commissioners **Treasurer**

Labor Counsel (Contracted) Township Solicitor (Contracted) Township Manager and Secretary

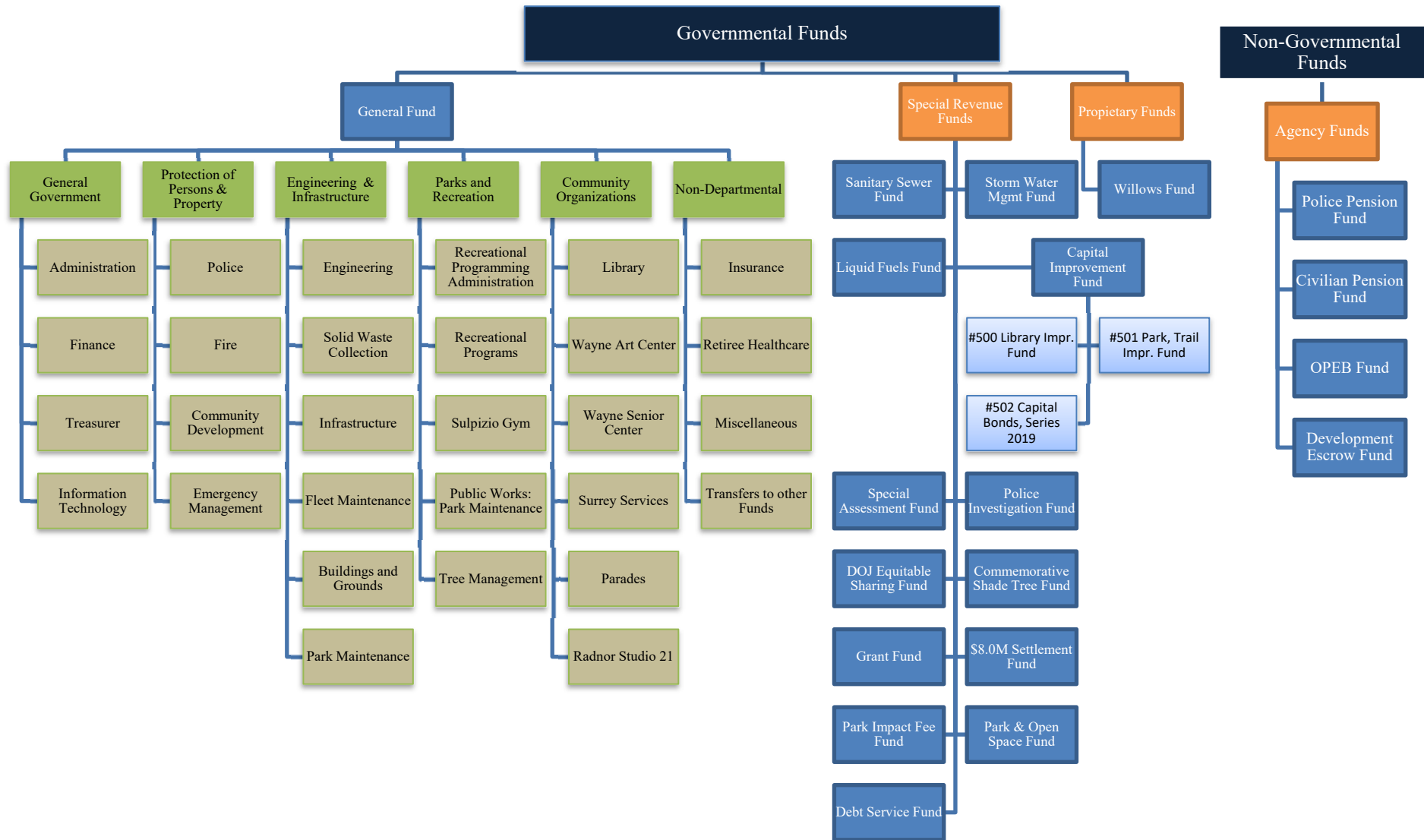
Executive Assistant Public Information Officer

Finance Department **Community Development** **Parks and Recreation** **Public Works** **Engineering** **Police Department**

Director of Finance and Human Resources Director of Community Development Director of Parks and Recreation Director of Public Works Township Engineer Superintendent of Police



Radnor Township, PA Fund Accounting Organizational Chart



Radnor Township, PA
2024 Board Approved Budget

Departmental Budget Narratives

2024 Fund Budget Worksheets

Radnor Township, PA
2024 Board Approved Budget

Combining Governmental Funds Operating Statement

Radnor Township, PA
 2024 Board Approved Budget Operating Statement
 All Governmental Funds

Projection 24001 - 2024 Operating Budget
 Account Status Active
 Segment 3 All

2024 Board Approved														
	001 - GENERAL FUND	002 - SEWER SPECIAL REVENUE FUND	003 - LIQUID FUELS SPECIAL REV FUND	004 - STORMWATER MGMT SPECL REV FUND	005 - CAPITAL IMPROVEMENT FUND	006 - SPECIAL ASSM'T SPECL REV FUND	012 - INVESTIGATION SPECIAL REV FUND	015 - COMM SHADE TREE SPCL REV FUND	021 - RECREATION FEE SPCL REV FUND	022 - PARK&OPEN SPACE SPCL REV FUND	023 - WILLOWS ENTERPRISE FUND	024 - DEBT SERVICE FUND	Total Governmental Funds	
Revenue	\$ (39,798,110)	\$ (9,249,660)	\$ (900,000)	\$ (9,210,000)	\$ (2,230,925)	\$ (3,500)	\$ -	\$ (16,000)	\$ (20,000)	\$ (1,110,000)	\$ (250)	\$ (5,529,258)	\$ (68,067,703)	
01 - REAL ESTATE TAX	(15,772,860)												(15,772,860)	
02 - ACT 511 ENABLING TAX	(15,417,000)									(1,100,000)			(16,517,000)	
03 - LICENSES & PERMITS	(3,950,050)								(10,000)				(3,960,050)	
04 - FINES AND COSTS	(302,500)												(302,500)	
05 - INTEREST AND RENTS	(565,000)	(150,000)	(10,000)	(150,000)	(5,000)	(1,000)		(1,000)	(10,000)	(10,000)	(250)		(902,250)	
06 - GRANTS AND GIFTS	(1,993,720)		(890,000)		(130,000)								(3,013,720)	
07 - DEPARTMENTAL EARNING	(1,582,500)											(73,063)	(1,655,563)	
08 - SEWER/STORMWATER FEE		(9,079,660)		(1,060,000)									(10,139,660)	
09 - SPECIAL ASSESSMENTS						(2,500)							(2,500)	
10 - REFUNDS AND MISCELLA	(185,000)	(20,000)			(275,000)			(15,000)					(495,000)	
11 - DEBT PROCEEDS				(8,000,000)	(472,500)								(8,472,500)	
98 - INTERFUND TRANSFERS	(29,480)				(1,348,425)							(5,456,195)	(6,834,100)	
Expense	\$ 39,688,272	\$ 8,659,814	\$ 900,000	\$ 8,824,763	\$ 2,230,925	\$ 25,864	\$ -	\$ 16,000	\$ -	\$ 981,558	\$ 15,000	\$ 5,529,256	\$ 66,871,452	
40 - WAGES & COMPENSATION	15,901,201	353,124											16,254,325	
41 - PAYROLL LIABILITIES	9,793,288	164,587											9,957,875	
42 - EMPLOYEE DEVELOPMENT	110,200												110,200	
43 - SUPPLIES & MATERIALS	489,790	13,000	50,000	2,750									555,540	
44 - CONTRACT SERVICES	4,779,348	6,927,891		235,100				16,000					11,958,339	
45 - UTILITIES	676,730	17,000									5,000		698,730	
46 - FLEET	674,800	222,000											896,800	
47 - COMMUNITY ORGS	2,772,760												2,772,760	
48 - CAPITAL OUTLAY	70,700	121,262	850,000	8,000,000	2,230,925						10,000		11,282,887	
49 - DEBT SERVICE	7,365											5,529,256	5,536,621	
50 - MISCELLANEOUS	13,275												13,275	
99 - INTERFUND TRANSFERS	4,398,815	840,950		586,913		25,864				981,558			6,834,100	
Total Governmental Funds	\$ (109,838)	\$ (589,846)	\$ -	\$ (385,237)	\$ -	\$ 22,364	\$ -	\$ -	\$ (20,000)	\$ (128,442)	\$ 14,750	\$ (2)	\$ (1,196,251)	

Radnor Township, PA
2024 Board Approved Budget

General Fund #01

Radnor Township, PA

2024 Board Approved Budget

General Fund Operating Statements:

- 2020 – 2024 Comparing Operating Statement
- Revenue Detail
- Expenditure Detail

Radnor Township, PA
 2024 Board Approved Budget Operating Statement
 General Fund
 For the Years Ending 2020 - 2024

Projection 24001 - 2024 Operating Budget
 Fund 001 - GENERAL FUND
 Account Status Active

	2020 Actual	2021 Actual	2022 Actual	2023 Revised Budget	2023 YTD Actual	2024 Board Approved
Revenue	(30,638,732)	(38,804,929)	(41,123,925)	(36,700,600)	(37,117,231)	(39,798,110)
01 - REAL ESTATE TAX	(14,079,737)	(14,211,414)	(14,504,953)	(14,712,400)	(15,158,107)	(15,772,860)
02 - ACT 511 ENABLING TAX	(11,111,782)	(16,018,863)	(16,736,431)	(14,533,000)	(13,991,199)	(15,417,000)
03 - LICENSES & PERMITS	(2,729,291)	(3,922,433)	(4,302,910)	(3,636,000)	(3,500,655)	(3,950,050)
04 - FINES AND COSTS	(191,560)	(197,028)	(181,714)	(350,500)	(177,476)	(302,500)
05 - INTEREST AND RENTS	(269,284)	(104,029)	(241,909)	(225,000)	(513,479)	(565,000)
06 - GRANTS AND GIFTS	(1,330,619)	(2,958,389)	(3,242,043)	(1,731,720)	(2,020,711)	(1,993,720)
07 - DEPARTMENTAL EARNING	(727,805)	(1,226,097)	(1,706,022)	(1,337,500)	(1,586,867)	(1,582,500)
10 - REFUNDS AND MISCELLA	(169,174)	(166,677)	(207,942)	(145,000)	(168,738)	(185,000)
11 - DEBT PROCEEDS	-	-	-	-	-	-
98 - INTERFUND TRANSFERS	(29,480)	-	-	(29,480)	-	(29,480)
Expense	33,454,390	34,839,032	38,665,866	37,331,019	36,629,594	39,688,272
40 - WAGES & COMPENSATION	12,666,552	13,297,748	14,196,496	14,049,266	12,823,795	15,901,201
41 - PAYROLL LIABILITIES	9,556,369	9,493,382	9,713,294	9,811,644	8,660,246	9,793,288
42 - EMPLOYEE DEVELOPMENT	46,054	52,627	49,615	105,098	70,571	110,200
43 - SUPPLIES & MATERIALS	247,569	309,002	357,810	466,820	364,367	489,790
44 - CONTRACT SERVICES	3,537,022	4,121,564	4,711,310	4,544,779	4,603,070	4,779,348
45 - UTILITIES	594,822	660,747	782,408	643,598	642,436	676,730
46 - FLEET	366,701	400,963	631,674	643,260	574,368	674,800
47 - COMMUNITY ORGS	2,465,647	2,437,953	2,488,811	2,574,705	2,523,071	2,772,760
48 - CAPITAL OUTLAY	72,671	29,888	38,610	67,236	31,609	70,700
49 - DEBT SERVICE	4,849	4,468	6,590	260,000	8,642	7,365
50 - MISCELLANEOUS	24,453	9,009	19,248	25,080	15,498	13,275
99 - INTERFUND TRANSFERS	3,871,681	4,021,681	5,670,000	4,139,534	6,311,922	4,398,815
Net (Revenue) / Expenditures	2,815,658	(3,965,897)	(2,458,058)	630,419	(487,637)	(109,838)

Radnor Township, PA
 2024 Board Approved Budget Revenue Report
 By Function, Department, and Object

Projection Description 2024 Operating Budget
 Fund 001 - GENERAL FUND
 Account Status Active

	2020	2021	2022	2023	2023	2024
	Actual	Actual	Actual	Revised Budget	YTD Actual	Board Approved
Revenue	\$ (30,638,732)	\$ (38,804,929)	\$ (41,123,925)	\$ (36,700,600)	\$ (37,117,231)	(39,798,110)
01 - REAL ESTATE TAX	(14,079,737)	(14,211,414)	(14,504,953)	(14,712,400)	(15,158,107)	(15,772,860)
401 - FINANCE	(14,079,737)	(14,211,414)	(14,504,953)	(14,712,400)	(15,158,107)	(15,772,860)
30010 - CURRENT YEAR-DISCOUNT	256,390	257,839	257,407	260,000	285,101	326,700
30020 - CURRENT YEAR-FACE	(14,109,826)	(14,239,772)	(14,535,365)	(14,757,400)	(15,085,774)	(15,809,560)
30030 - CURRENT YEAR-PENALTY	(58,699)	(61,982)	(60,207)	(45,000)	(38,167)	(45,000)
30300 - DELINQUENT	(101,682)	(131,724)	(115,100)	(110,000)	(72,461)	(120,000)
30400 - INTERIM	(65,921)	(35,775)	(51,688)	(60,000)	(246,804)	(125,000)
02 - ACT 511 ENABLING TAX	(11,111,782)	(16,018,863)	(16,736,431)	(14,533,000)	(13,991,199)	(15,417,000)
401 - FINANCE	(11,111,782)	(16,018,863)	(16,736,431)	(14,533,000)	(13,991,199)	(15,417,000)
30110 - REALTY TRANSFER TAXES	(2,563,200)	(5,334,181)	(3,489,937)	(3,200,000)	(2,529,518)	(3,500,000)
30210 - MERCANTILE TAXES	(1,087,717)	(1,017,357)	(1,653,820)	(1,500,000)	(1,454,547)	(1,600,000)
30211 - MERCANTILE TAXES-DISCOVERY	-	-	-	(2,000)	-	(2,000)
30310 - LOCAL SERVICES TAX	(941,138)	(994,247)	(990,244)	(1,000,000)	(959,705)	(1,100,000)
30410 - AMUSEMENT TAX	(8,658)	(3,638)	-	-	-	-
30510 - BUSINESS PRIVILEGE TAXES	(6,461,804)	(7,847,307)	(9,022,535)	(8,000,000)	(8,532,222)	(8,500,000)
30511 - BUSINESS PRIVILEGE TAXES-DISCY	(34,544)	(784,262)	(892,398)	(400,000)	(291,709)	(300,000)
31210 - MERCANTILE TAX-AUDIT	-	-	(547,037)	(30,000)	(177,763)	(50,000)
31510 - BUSINESS PRIVILEGE-AUDIT	(14,722)	(37,871)	(138,879)	(400,000)	(27,396)	(350,000)
31610 - BUINESS TAX ATTORNEY RECOVER	-	-	(1,581)	(1,000)	(18,338)	(15,000)
03 - LICENSES & PERMITS	(2,729,291)	(3,922,433)	(4,302,910)	(3,636,000)	(3,500,655)	(3,950,050)
404 - INFORMATION TECHNOLOGY	(515,256)	(680,096)	(572,719)	(601,000)	(558,787)	(601,000)
31220 - CABLE FRANCHISE FEES	(514,756)	(678,521)	(572,469)	(600,000)	(557,787)	(600,000)
31300 - FILM PERMIT	(500)	(1,575)	(250)	(1,000)	(1,000)	(1,000)
416 - COMMUNITY DEVELOPMENT	(1,659,829)	(2,423,220)	(3,377,380)	(2,679,000)	(2,715,252)	(3,023,300)
30050 - CONTRACTOR LICENSE PERMIT	(26,210)	(38,670)	(38,060)	(40,000)	(31,165)	(35,000)
30080 - PLAN REVIEW FEES	(33,279)	(43,485)	(58,530)	(40,000)	(42,240)	(40,000)
30090 - ZONING REVIEW FEES	(10,207)	(13,413)	(9,875)	(10,000)	(9,657)	(10,000)
30120 - BEVERAGE PERMIT	(13,200)	(11,100)	(1,800)	(11,000)	(12,750)	(12,000)
30180 - UCC ACT 45 TRANSFER FEE	(5,071)	2,278	(3,492)	-	(8,655)	-
30220 - BUILDING PERMIT	(1,012,069)	(1,573,190)	(2,382,460)	(1,900,000)	(2,002,286)	(2,250,000)
30280 - MECHANICAL PERMIT	(36,693)	(41,960)	(97,479)	(90,000)	(71,632)	(80,000)
30620 - HOUSING PERMIT	(164,310)	(176,840)	(169,840)	(170,000)	(177,880)	(180,000)
30720 - HEALTH PERMIT	(98,568)	(76,173)	(5,758)	-	(3,150)	-
30820 - BURNING PERMIT	-	-	(300)	-	(200)	-
30920 - PLUMBING PERMIT	(76,822)	(139,316)	(108,544)	(80,000)	(52,535)	(80,000)
31020 - ELECTRICAL PERMIT	(139,758)	(268,027)	(456,401)	(300,000)	(268,220)	(300,000)
31030 - DRB ZRB REVIEW FEES	-	-	-	-	-	-
31040 - HARB REVIEW FEES	(950)	(1,050)	(650)	(1,000)	(500)	(800)
31050 - DRB REVIEW FEES	(8,900)	(10,100)	(7,010)	(8,000)	(10,600)	(8,500)
31140 - ZHB REVIEW FEES-RESIDENTIAL	(16,200)	(13,650)	(11,450)	(10,000)	(10,350)	(10,000)
31150 - ZHB REVIEW FEES-NON-RESIDENT	(9,200)	(9,450)	(16,600)	(10,000)	(4,300)	(8,000)
31230 - RIGHT OF WAY FEES	(8,393)	(9,075)	(9,133)	(9,000)	(9,133)	(9,000)
429 - ENGINEERING	(552,706)	(811,192)	(346,612)	(351,000)	(225,866)	(320,750)
30320 - STREET OPENING PERMIT	(73,770)	(141,715)	(74,695)	(125,000)	(59,851)	(75,000)
30420 - SUBDIVISION REVIEW FEES	(1,050)	(1,050)	(400)	(1,000)	(500)	(750)
30520 - PUBWKS & ENG REVIEW FEES	(69,915)	(83,942)	(65,395)	(100,000)	(105,301)	(120,000)
30610 - PROF SVC ESCROW	(331,121)	(477,935)	(122,667)	(50,000)	-	(50,000)
31320 - CERTIFICATE OF OCCUPANCY PERM	(76,850)	(106,550)	(83,455)	(75,000)	(60,215)	(75,000)
430 - PUBLIC WORKS	(1,500)	(7,925)	(6,200)	(5,000)	(750)	(5,000)
31120 - SEWAGE ENFORCEMENT	(1,500)	(7,925)	(6,200)	(5,000)	(750)	(5,000)
04 - FINES AND COSTS	(191,560)	(197,028)	(181,714)	(350,500)	(177,476)	(302,500)
410 - POLICE	(191,560)	(192,028)	(177,414)	(350,000)	(175,226)	(300,000)
30130 - POLICE ENFORCEMENT	(86,265)	(87,280)	(68,245)	(150,000)	(101,157)	(150,000)
30230 - POLICE DISTRICT JUSTICE	(105,294)	(104,748)	(109,169)	(200,000)	(74,068)	(150,000)
416 - COMMUNITY DEVELOPMENT	-	(5,000)	(4,300)	(500)	(2,250)	(2,500)
30070 - FINES	-	(5,000)	(4,300)	(500)	(2,250)	(2,500)
429 - ENGINEERING	-	-	-	-	-	-
30070 - FINES	-	-	-	-	-	-

Radnor Township, PA
 2024 Board Approved Budget Revenue Report
 By Function, Department, and Object

Projection Description 2024 Operating Budget
 Fund 001 - GENERAL FUND
 Account Status Active

	2020	2021	2022	2023	2023	2024
	Actual	Actual	Actual	Revised Budget	YTD Actual	Board Approved
05 - INTEREST AND RENTS	(269,284)	(104,029)	(241,909)	(225,000)	(513,479)	(565,000)
401 - FINANCE	(269,284)	(104,029)	(241,909)	(225,000)	(513,479)	(565,000)
30140 - INTEREST EARNINGS	(138,147)	(43,035)	(158,709)	(150,000)	(419,081)	(400,000)
30240 - PROPERTY AND EQUIPMENT RENT.	(131,138)	(60,994)	(83,200)	(75,000)	(94,398)	(165,000)
06 - GRANTS AND GIFTS	(1,330,619)	(2,958,389)	(3,242,043)	(1,731,720)	(2,020,711)	(1,993,720)
401 - FINANCE	(799,248)	(2,577,176)	(2,650,266)	(1,220,000)	(1,465,455)	(1,440,000)
30150 - PAYMENT IN LIEU OF TAXES	(59,431)	(21,176)	(36,311)	(45,000)	(21,176)	(35,000)
30250 - PUB UTILITY REALTY-STATE SHARE	-	(26,023)	-	(25,000)	(26,145)	(25,000)
30350 - FEDERAL STATE CNTY GRANTS	(1,242)	(1,733,328)	(1,748,820)	(375,000)	(427,393)	(400,000)
410 - POLICE	(64,895)	(77,925)	(78,826)	(75,000)	(74,843)	(75,000)
30440 - CROSSING GUARD REIMB-RTSD	(63,392)	(62,814)	(68,228)	(70,000)	(64,397)	(65,000)
30740 - POLICE DRUG TASK FORCE GRANT	(1,502)	(15,111)	(10,597)	(5,000)	(10,446)	(10,000)
413 - FIRE	(311,062)	(278,955)	(347,063)	(300,000)	(362,742)	(325,000)
30730 - VOLUNTEER FIRE RELIEF AID	(311,062)	(278,955)	(347,063)	(300,000)	(362,742)	(325,000)
414 - EMERGENCY MANAGEMENT	(7,500)	-	(13,804)	-	-	-
30350 - FEDERAL STATE CNTY GRANTS	(7,500)	-	(13,804)	-	-	-
430 - PUBLIC WORKS	(147,914)	(24,333)	(152,083)	(136,720)	(117,670)	(153,720)
30450 - COUNTY HWY. AID	(36,720)	-	(36,720)	(36,720)	-	(36,720)
30490 - STATE SNOW REMOVAL SHARE	(111,194)	(24,333)	(115,363)	(100,000)	(117,670)	(117,000)
07 - DEPARTMENTAL EARNING	(727,805)	(1,226,097)	(1,706,022)	(1,337,500)	(1,586,867)	(1,582,500)
410 - POLICE	(408,536)	(627,019)	(1,030,821)	(807,500)	(763,808)	(892,500)
30160 - PARKING-METERS/KIOSKS	(111,045)	(239,572)	(252,726)	(300,000)	(236,768)	(250,000)
30360 - ALARM SYSTEM FEES	(8,500)	(16,525)	(12,375)	(10,000)	(17,550)	(15,000)
30460 - POLICE EXTRA DUTY	(244,682)	(296,525)	(714,942)	(430,000)	(461,873)	(560,000)
30600 - PARKING-PREPAID	(10,740)	(26,260)	(9,040)	(15,000)	(10,775)	(15,000)
30630 - PARKING-METER BAGS	(975)	(1,110)	(370)	(1,000)	(4,205)	(2,500)
30640 - PARKING-POLICE PERMITS	(6,030)	(7,805)	(7,865)	(7,500)	(7,885)	(7,500)
30690 - POLICE SERVICE FEES	(21,908)	(37,679)	(31,085)	(40,000)	(23,792)	(40,000)
30700 - POLICE LIVE SCAN FEES	(4,656)	(1,542)	(2,417)	(4,000)	(959)	(2,500)
30860 - PARKING-KIOSK ADVERTISING	-	-	-	-	-	-
430 - PUBLIC WORKS	(165,772)	(178,273)	(165,715)	(155,000)	(156,270)	(155,000)
30650 - SOLID WASTE-REAR DOOR SERVICE	(103,025)	(99,550)	(97,400)	(105,000)	(100,325)	(105,000)
30660 - SOLID WASTE-OTHER SERVICE	(62,747)	(78,723)	(68,315)	(50,000)	(55,945)	(50,000)
450 - REC & COMMUNITY PROGRAMMING	(153,497)	(420,805)	(509,487)	(375,000)	(666,789)	(535,000)
30560 - REC PROGRAM-PROGRAM INCOMI	(72,711)	(237,464)	(301,526)	(325,000)	(468,730)	(430,000)
30680 - REC PROGRAMMING-SULPIZIO	(20,348)	(46,340)	(16,387)	(20,000)	(36,444)	(60,000)
30780 - REC PROGRAM-SPNRSHP/DONATI	(14,500)	(19,375)	(59,813)	(30,000)	(83,866)	(45,000)
34501 - GENERAL VENDOR	(100)	-	(550)	-	(950)	-
34502 - FOOD VENDOR	-	-	(300)	-	-	-
34503 - VEHICLE REGISTRATION	(375)	275	(1,825)	-	(2,250)	-
36000 - PICNIC RENTALS	-	(685)	(725)	-	(55)	-
36001 - PAVILION RENTALS	(2,063)	(8,875)	(7,900)	-	(5,700)	-
36003 - PARK AREA RENTALS	(200)	(1,065)	(5,250)	-	(1,436)	-
36007 - BALL FIELD RENTALS	(400)	(300)	(1,000)	-	-	-
36008 - MP FIELD RENTALS	(19,781)	(26,370)	(20,169)	-	(12,927)	-
36009 - LIGHTS	(14,701)	(864)	(4,500)	-	(15,849)	-
36010 - AIS LEASE	-	(52,500)	(35,000)	-	(35,000)	-
36016 - SCHOLARSHIP	(3,075)	(1,330)	(2,199)	-	(1,048)	-
36033 - BIRTHDAY PARTY	-	(150)	-	-	-	-
36034 - COMMUNITY RENTAL	(400)	-	(14,619)	-	-	-
36100 - FALL REGISTRATION	-	(5,101)	(2,985)	-	-	-
36200 - WINTER REGISTRATION	(2,126)	(12,088)	(14,649)	-	(2,535)	-
36300 - SPRING REGISTRATION	(1,306)	(9,735)	(12,395)	-	-	-
36400 - SUMMER REGISTRATION	(1,413)	1,162	(7,695)	-	-	-

Radnor Township, PA
 2024 Board Approved Budget Revenue Report
 By Function, Department, and Object

Projection Description 2024 Operating Budget
 Fund 001 - GENERAL FUND
 Account Status Active

	2020	2021	2022	2023	2023	2024
	Actual	Actual	Actual	Revised Budget	YTD Actual	Board Approved
10 - REFUNDS AND MISCELLA	(169,174)	(166,677)	(207,942)	(145,000)	(168,738)	(185,000)
401 - FINANCE	(132,718)	(117,569)	(150,188)	(101,000)	(98,238)	(126,000)
30270 - SALE OF PROPERTY AND EQUIPME	(42,920)	-	-	-	-	-
30370 - MISCELLANEOUS	(38,601)	(67,239)	(91,347)	(50,000)	(23,919)	(50,000)
30470 - ADVERTISING & SPONSORSHIP FEE	(5)	(200)	-	(500)	-	(500)
30570 - CASH OVER/(SHORT)	(285)	(271)	(1,041)	(500)	(982)	(500)
30710 - FEDERAL MEDICAL SUBSIDY	(50,908)	(49,859)	(57,801)	(50,000)	(73,337)	(75,000)
30770 - CONTRIBUTIONS	-	-	-	-	-	-
404 - INFORMATION TECHNOLOGY	(75)	-	-	-	-	-
30770 - CONTRIBUTIONS	(75)	-	-	-	-	-
410 - POLICE	(5,887)	(24,635)	(22,572)	(12,000)	(12,338)	(12,000)
30370 - MISCELLANEOUS	(287)	(6,085)	(7,647)	(7,000)	(5,278)	(7,000)
30770 - CONTRIBUTIONS	(5,600)	(18,550)	(14,925)	(5,000)	(7,060)	(5,000)
414 - EMERGENCY MANAGEMENT	-	-	-	-	-	-
30370 - MISCELLANEOUS	-	-	-	-	-	-
416 - COMMUNITY DEVELOPMENT	(8,116)	(1,325)	(2,665)	(15,000)	(5,862)	(10,000)
30370 - MISCELLANEOUS	(8,116)	(1,325)	(2,665)	(15,000)	(5,862)	(10,000)
429 - ENGINEERING	(150)	(279)	(1)	-	(8)	-
30370 - MISCELLANEOUS	(150)	(279)	(1)	-	(8)	-
430 - PUBLIC WORKS	(1,804)	(2,227)	(1,440)	(2,000)	(1,211)	(2,000)
30670 - SALE OF RECYCLED MATERIALS	(1,804)	(2,227)	(1,440)	(2,000)	(1,211)	(2,000)
470 - INSURANCE	(20,425)	(20,642)	(31,076)	(15,000)	(51,082)	(35,000)
30170 - INSURANCE REFUND PROCEEDS	(7,778)	(8,178)	(18,511)	-	(32,760)	(20,000)
30330 - PREMIUM PYMNTS-FLEX SPDNG PI	5,038	1,054	244	-	(5,900)	-
30380 - PREMIUM PAYMENTS-HEALTHCAR	(17,685)	(13,518)	(12,809)	(15,000)	(12,422)	(15,000)
98 - INTERFUND TRANSFERS	(29,480)	-	-	(29,480)	-	(29,480)
490 - TRANSFERS	(29,480)	-	-	(29,480)	-	(29,480)
30040 - 401-SEWER/OH	-	-	-	-	-	-
30290 - SEWER	-	-	-	-	-	-
32290 - PARK & OPEN SPACE FUND	(29,480)	-	-	(29,480)	-	(29,480)
Grand Total	\$ (30,638,732)	\$ (38,804,929)	\$ (41,123,925)	\$ (36,700,600)	\$ (37,117,231)	\$ (39,798,110)
Year-over-year change in Dollars		\$ 8,166,197	\$ 2,318,995	\$ (4,423,325)	\$ 4,006,694	\$ (3,097,510)
Year-over-year change in Percentage		27%	6.0%	-10.8%	-9.7%	8.4%

Radnor Township, PA
 2024 Board Approved Budget Expenditure Report
 By Function and Object

Projection Description 2024 Operating Budget
 Fund 001 - GENERAL FUND
 Account Status Active

Expense	2020	2021	2022	2023	2023	2024
	Actual	Actual	Actual	Revised Budget	YTD Actual	Board Approved
	\$ 33,454,390	\$ 34,839,032	\$ 38,665,866	\$ 37,331,019	\$ 36,629,594	\$ 39,688,272
40 - WAGES & COMPENSATION	12,666,552	13,297,748	14,196,496	14,049,266	12,823,795	15,901,201
40010 - SALARIES-REGULAR	10,986,053	11,328,059	11,930,850	12,105,227	11,233,625	13,652,739
40011 - SALARIES-PART TIME	306,371	316,908	326,926	401,431	271,875	423,566
40020 - SALARIES-OVERTIME	465,748	597,872	727,715	511,500	500,803	577,205
40030 - SALARIES-LONGEVITY	675,044	692,126	675,207	681,191	362,173	710,776
40031 - SALARIES-SICK PAY INCENTIVE	6,090	6,650	6,195	5,761	4,305	16,181
40032 - SALARIES-MED EXP REIMB	5,400	5,100	4,600	4,156	4,000	3,956
40040 - SALARIES-EXTRA DUTY	129,216	206,243	380,399	200,000	313,108	375,000
40050 - SALARIES-COURT TIME	15,559	20,936	22,433	20,000	20,074	21,778
40060 - SALARIES-CROSSING GUARD	77,072	123,854	122,171	120,000	113,832	120,000
41 - PAYROLL LIABILITIES	9,556,369	9,493,382	9,713,294	9,811,644	8,660,246	9,793,288
41010 - SOCIAL SECURITY TAXES	935,250	973,060	1,041,270	1,037,699	960,744	1,194,441
41021 - WORKERS COMPENSATION	502,335	494,578	540,211	619,856	602,075	674,521
41023 - UNEMPLOYMENT	16,201	-	5,009	-	-	-
41024 - PENSION ALLOCATION	3,905,191	4,256,032	4,493,697	4,417,984	3,435,773	3,923,621
41026 - MEDICAL INS PREMIUMS	3,542,719	3,663,940	3,517,724	3,609,343	3,559,929	3,865,390
41027 - GROUP LIFE & DISABILITY	104,673	105,771	115,383	126,762	101,726	135,315
41028 - OPEB-NORMAL COST	550,000	-	-	-	-	-
42 - EMPLOYEE DEVELOPMENT	46,054	52,627	49,615	105,098	70,571	110,200
42040 - PROFESSIONAL DEVELOPMENT	20,954	19,035	32,377	69,473	57,825	72,300
42041 - DUES & SUBSCRIPTIONS	25,101	28,388	13,005	27,225	12,746	28,900
42042 - TRAINING SUPPLIES	-	5,204	4,233	8,400	-	9,000
43 - SUPPLIES & MATERIALS	247,569	309,002	357,810	466,820	364,367	489,790
43040 - OFFICE SUPPLIES	12,760	17,328	18,766	30,059	18,573	27,000
43041 - EMERGENCY MGMT SUPPLIES	5,289	-	592	2,500	-	-
43045 - POSTAGE	14,464	14,827	17,676	21,900	16,827	19,100
43050 - OPERATING SUPPLIES	206,015	259,406	289,097	373,048	306,062	408,690
43060 - RECREATION SUPPLIES	9,010	17,442	31,678	39,313	22,905	35,000
43066 - P.A.L. PROGRAMMING	30	-	-	-	-	-
44 - CONTRACT SERVICES	3,537,022	4,121,564	4,711,310	4,544,779	4,603,070	4,779,348
44010 - ADVERTISING & PRINTING	26,001	31,363	31,106	44,790	37,244	44,250
44020 - INSURANCE-EMPLOYEE BOND	3,127	4,238	4,238	2,700	4,238	4,738
44022 - INSURANCE-LIABILITY	353,853	355,562	517,081	300,000	542,856	551,287
44030 - RENTALS	3,325	10,608	16,067	85,188	18,163	85,000
44031 - UNIFORMS	69,098	72,656	107,715	132,435	113,818	163,175
44032 - BOOT ALLOWANCE	14,987	-	15,383	29,400	7,871	10,600
44033 - FACILITY RENTAL	750	2,610	8,480	-	-	-
44050 - DISPOSAL FEES	650,964	555,816	716,604	758,522	731,431	750,000
44051 - BIG TREE PLANTING	-	-	-	-	-	-
44080 - CREDIT CARD FEES	54,274	97,462	131,553	102,550	159,867	155,550
44110 - CONTRACTED SVS-GENERAL	1,101,935	1,427,639	1,700,078	1,635,862	1,624,831	1,772,128
44111 - CONTRACTED SVS-EMRG SS	-	184	700	-	700	800
44112 - CONTRACTED SVS-SPECIAL	15,520	89,329	76,159	86,969	35,615	36,000
44113 - CONTRACTED SVS-REIMB	321,171	386,881	6,743	29,454	444	2,500
44114 - CONTRACTED SVS-HEALTH INSP	-	-	-	-	-	-
44115 - CONTRACTED SVS-PROP MAINT	10,863	4,480	6,950	15,000	36,282	10,000
44116 - UCC ACT 45 TRANSFER	-	-	-	-	-	-
44117 - MINOR GRADING PERMIT REVIEW	1,020	18,841	9,066	13,425	4,301	15,000
44118 - CLEANING CONTRACT	102,867	132,871	134,555	201,000	144,575	186,720
44210 - LEGAL SVS-GENERAL	223,173	254,144	271,240	367,602	170,305	290,000
44211 - LEGAL SVS-SPECIAL	200,682	122,932	175,886	222,592	287,751	150,000
44212 - PROFESSIONAL SERVICES	33,000	33,000	32,000	36,000	36,000	36,000
44213 - ACT 511-LEGAL SERVICES	41,100	59,278	144,949	50,000	110,169	40,000
44214 - ACT 511-AUDIT EXPENSE	24,720	55,440	65,737	50,000	70,277	45,000
44215 - ACT 511-DISCOVERY SVS	27,914	138,797	188,703	20,463	58,279	60,400
44310 - M&R-BLDGS.&FIXTURES	152,655	173,085	173,206	203,099	190,450	196,200
44311 - M&R-MACHINERY&EQUIP.	15,875	17,081	26,214	37,884	46,070	40,500
44312 - M&R-TRAFFIC SIGNALS	87,117	75,781	148,421	112,344	161,074	125,000
44313 - M&R-PARKING METERS	885	1,100	1,141	5,000	9,619	7,000
44314 - M&R-COMMUNICATIONS EQPT	146	389	1,335	2,500	838	1,500
45 - UTILITIES	594,822	660,747	782,408	643,598	642,436	676,730
45010 - UTILITIES	319,672	368,609	433,180	323,709	368,934	393,200
45016 - UTILITIES-STORMWATER FEE	20,010	20,010	20,010	20,010	20,010	20,010
45020 - UTILITIES-TRAFFIC SIGNALS	10,057	13,355	18,176	11,000	12,446	12,000
45021 - UTILITIES-STREET LIGHTING	159,291	176,980	210,220	180,000	167,728	150,000
45022 - COMMUNICATIONS	85,793	81,793	100,821	108,878	73,318	101,520

Radnor Township, PA
 2024 Board Approved Budget Expenditure Report
 By Function and Object

Projection Description 2024 Operating Budget
 Fund 001 - GENERAL FUND
 Account Status Active

	2020	2021	2022	2023	2023	2024
	Actual	Actual	Actual	Revised Budget	YTD Actual	Board Approved
46 - FLEET	366,701	400,963	631,674	643,260	574,368	674,800
46010 - GAS OIL LUBRICANTS	157,596	236,248	381,641	384,800	348,037	408,800
46020 - TIRES BATTERIES ACC	44,537	44,196	52,062	55,023	60,402	63,500
46030 - REPAIR PARTS	78,221	94,275	149,285	113,307	112,165	120,500
46040 - CONTRACTED MAINT & RPRS	86,347	26,244	48,686	90,130	53,765	82,000
47 - COMMUNITY ORGS	2,465,647	2,437,953	2,488,811	2,574,705	2,523,071	2,772,760
47085 - CONTRB-WAYNE ART CTR	17,500	20,000	20,000	25,000	25,000	25,000
47086 - CONTRB-SURREY SVS	50,000	35,000	10,000	35,000	35,000	35,000
47087 - CONTRB-WAYNE SENIOR SVS	145,500	145,500	145,500	145,500	145,500	145,500
47088 - CONTRB-PARADES	4,000	8,000	8,000	8,000	8,000	8,000
47089 - CONTRB-HISTORIAL SOCIETY	15,000	15,000	15,000	15,000	15,000	15,000
47090 - EMS VOLUNTEER STIPEND	-	-	41,000	29,000	31,000	31,000
47091 - CONTRB-BRYN MAWR FIRE	110,000	110,000	130,000	130,000	130,000	130,000
47092 - CONTRB-BROOMALL FIRE	10,000	20,000	20,000	20,000	20,000	20,000
47093 - CONTRB-RADNOR FIRE	775,805	775,805	775,805	775,805	775,805	928,860
47094 - CONTRB-VOLNTR FIRE RELIEF AID	311,062	278,955	347,063	300,000	362,742	325,000
47095 - CONTRB-OTHER	982,520	987,010	965,000	1,047,400	942,200	1,069,400
47096 - CONTRB-WBA PARKING REV SHARE	17,979	(4,288)	-	14,000	-	5,000
47097 - CONTRB-WPC PARKING REV SHARE	26,281	46,971	11,442	30,000	12,824	15,000
47098 - CONTRB-WAYNE MUSIC FEST	-	-	-	-	20,000	20,000
48 - CAPITAL OUTLAY	72,671	29,888	38,610	67,236	31,609	70,700
48100 - MINOR OFFICE EQUIPMENT	19,465	(8,663)	28,855	36,236	31,609	40,700
48101 - MINOR MACHINERY & EQUIP	-	1,831	549	-	-	-
48206 - VEHICLES & EQUIPMENT	581	-	9,207	1,000	-	-
48213 - ROAD RESURFACING	52,624	36,720	-	30,000	-	30,000
49 - DEBT SERVICE	4,849	4,468	6,590	260,000	8,642	7,365
49010 - INTEREST	539	-	-	260,000	647	-
49020 - PRINCIPAL	-	-	-	-	-	-
49030 - BANK SERVICE CHARGES	4,310	4,468	6,590	-	7,995	7,365
50 - MISCELLANEOUS	24,453	9,009	19,248	25,080	15,498	13,275
50010 - MISCELLANEOUS	24,453	9,009	19,248	25,080	15,498	13,275
99 - INTERFUND TRANSFERS	3,871,681	4,021,681	5,670,000	4,139,534	6,311,922	4,398,815
51002 - SEWER FUND	-	-	1,500,000	-	1,720,000	-
51005 - CAP IMPRV 44-12	1,000,000	1,000,000	1,355,000	1,306,964	2,115,964	1,348,425
51008 - OPEB TRUST	-	-	-	-	-	-
51021 - SHADE TREE FUND	-	-	-	-	-	-
51022 - PARK IMPR & OPEN SPACE	-	-	-	-	-	-
51023 - WILLOWS	-	-	115,000	-	-	-
51024 - DEBT SERVICE	2,871,681	3,021,681	2,700,000	2,832,570	2,475,958	3,050,390
Grand Total	\$ 33,454,390	\$ 34,839,032	\$ 38,665,866	\$ 37,331,019	\$ 36,629,594	\$ 39,688,272
Year-over-year change in Dollars		\$ 1,384,643	\$ 3,826,834	\$ (1,334,847)	\$	\$ 2,357,253
Year-over-year change in Percentage		4.1%	11.0%	-3.5%		6.3%

Radnor Township, PA
2024 Board Approved Budget

General Fund #01 | Administration Department

**Radnor Township, PA
Administration Department
2024 Operating Budget Narrative**



Department Summary:

The Administration Department consists of the Township Manager’s Office and the Public Information Office.

- **Township Manager’s Office:** The Township Manager is the Chief Administrative Officer of the Township. The Manager’s office coordinates the overall operations and functions of the entire Township. Administrative resources are provided to other departments when requested. The Manager is responsible to the Board of Commissioners for the execution of all policies established by it and for the administrative affairs of the Township placed in the Manager’s charge.
- **Public Information Office:** The Radnor Township Office of Public Information was created in 2019 with the mission to strive to create and maintain effective lines of communication between the government of Radnor, its employees, and the public it serves.

The PIO promotes awareness and understanding of the Township of Radnor by providing clear, timely and accurate information about its policies, programs and other activities to residents, business owners, employees and visitors. The office's main functions include:

- Public information dissemination
- Employee communications
- Community relations
- Special projects & events
- Media relations
- Crisis communications

Goal: To spread the good news of the Township as well as effectively communicate with multiple audiences in moments of need by utilizing various platforms when important events effect the community.

Objective: To know the audiences, target messaging to those audiences, and spark community pride. It is vital to be there when it matters most to prove inherent value to our community.

Township Manager Service / Program Descriptions:

Name	Description
Board of Commissioners Support	Staff works to prepare the agenda packets and other materials as needed by the Board. All subcommittee meetings are coordinated within the department. Research and documentation is provided to the Commissioners on various topics
Legal Support	The Township Solicitor works closely with the Manager, staff and Board to provide necessary legal advice and recommendation on various matters. Labor Counsel assists the department in contract negotiations, specialized personnel issues and other matters.

**Radnor Township, PA
Administration Department
2024 Operating Budget Narrative**



Public Information Office Service / Program Descriptions:

Name	Description
Oversight and operation of the township's website	The Township's website (www.radnor.com) provides information to residents and customers on a 24/7 basis. The website also offers options to pay online for open truck request, delinquent sewer payments, incident and accident police reports, and rear yard trash pickup while township offices are closed. A weekly newsletter is also distributed which includes information about upcoming events and timely news items.
Oversight and operation of the township's government access channel	RTV, the Township's government access channel, operates to keep residents informed of the township services, programs and activities through its electronic bulletin board and videos. In addition to videotaping and airing all township board meetings live, replaying videotaped meetings, RTV also produces original programming such as Radnor Health Matters and Radnor 411, which highlights each township department and their current operations. RTV will also be producing an end-of-the-year State of the Township program.

Line Item Descriptions:

Line Item	Description
Office Supplies	Items that are needed during the year such as paper, binders, clips, etc.
Postage	All postage for the Township mailings are reported on this line.
Advertising and Printing	All legal advertisement costs; Any special mailings that require printing services.
Professional Development	Training, conferences, and other needs to support and enhance staff education.
Dues & Subscriptions	Membership fees for ICMA.
Legal Services – General	Township Solicitor fees for legal services provided to the Township for the calendar year.
Legal Services – Special	Labor counsel services on various matters and continued costs related to the former Township Manager investigation as well as any special legal services on an as needed basis.
Minor Office Equipment	Replacement parts or small office equipment replacement parts.

Projection 24001 - 2024 Operating Budget
 Fund 001 - GENERAL FUND
 Account Status Active
 Department 400 - ADMINISTRATION

	2020	2021	2022	2023	2023	2024
	Actual	Actual	Actual	Revised Budget	YTD Actual	Board Approved
Expense	1,001,377	995,182	1,110,261	1,285,403	1,059,616	1,171,270
00000 - NON-DIVISIONAL	877,293	759,445	844,774	1,032,117	831,264	908,168
40 - WAGES & COMPENSATION	328,812	266,922	263,024	309,299	236,746	315,469
40010 - SALARIES-REGULAR	326,112	261,347	256,819	302,674	233,526	308,719
40020 - SALARIES-OVERTIME	-	-	-	-	-	-
40030 - SALARIES-LONGEVITY	2,700	5,575	5,925	6,275	3,050	6,450
40031 - SALARIES-SICK PAY INCENTIVE	-	-	280	350	70	300
40032 - SALARIES-MED EXP REIMB	-	-	-	-	100	-
41 - PAYROLL LIABILITIES	88,663	70,480	102,147	94,884	90,376	100,174
41010 - SOCIAL SECURITY TAXES	22,903	17,896	17,945	20,816	16,075	22,069
41021 - WORKERS COMPENSATION	1,336	1,033	680	1,610	1,350	1,512
41023 - UNEMPLOYMENT	-	-	-	-	-	-
41024 - PENSION ALLOCATION	7,382	22,167	39,479	27,257	25,615	28,187
41026 - MEDICAL INS PREMIUMS	54,431	27,418	41,607	42,754	45,026	45,913
41027 - GROUP LIFE & DISABILITY	2,611	1,966	2,436	2,447	2,311	2,493
42 - EMPLOYEE DEVELOPMENT	2,165	2,665	4,985	6,000	2,690	6,000
42040 - PROFESSIONAL DEVELOPMENT	314	50	2,245	2,500	885	2,500
42041 - DUES & SUBSCRIPTIONS	1,851	2,615	2,740	3,500	1,805	3,500
43 - SUPPLIES & MATERIALS	2,114	2,488	1,569	4,048	1,615	3,500
43040 - OFFICE SUPPLIES	1,120	1,715	1,146	3,048	1,197	2,500
43045 - POSTAGE	994	773	424	1,000	418	1,000
44 - CONTRACT SERVICES	428,206	403,501	453,800	589,806	484,339	464,500
44010 - ADVERTISING & PRINTING	17,886	22,049	23,778	27,213	18,708	27,500
44110 - CONTRACTED SVS-GENERAL	21,145	39,827	27,519	25,000	31,545	37,000
44210 - LEGAL SVS-GENERAL	188,494	218,693	226,618	315,001	146,335	250,000
44211 - LEGAL SVS-SPECIAL	200,682	122,932	175,886	222,592	287,751	150,000
45 - UTILITIES	918	80	-	500	-	250
45022 - COMMUNICATIONS	918	80	-	500	-	250
48 - CAPITAL OUTLAY	1,962	4,300	-	2,500	-	5,000
48100 - MINOR OFFICE EQUIPMENT	1,962	4,300	-	2,500	-	5,000
50 - MISCELLANEOUS	24,453	9,009	19,248	25,080	15,498	13,275
50010 - MISCELLANEOUS	24,453	9,009	19,248	25,080	15,498	13,275
40001 - PUBLIC INFORMATION OFFICE	124,083	235,736	265,487	253,286	228,352	263,102
40 - WAGES & COMPENSATION	109,351	142,873	153,125	141,663	130,605	151,752
40010 - SALARIES-REGULAR	87,711	142,873	153,125	141,663	130,605	151,752
40011 - SALARIES-PART TIME	21,640	-	-	-	-	-
41 - PAYROLL LIABILITIES	13,279	30,547	23,137	44,527	21,926	47,650
41010 - SOCIAL SECURITY TAXES	8,303	10,844	11,640	10,837	9,939	11,609
41021 - WORKERS COMPENSATION	476	-	643	1,103	925	1,036
41026 - MEDICAL INS PREMIUMS	4,500	18,819	9,919	31,268	10,203	33,612
41027 - GROUP LIFE & DISABILITY	-	884	935	1,319	859	1,393
42 - EMPLOYEE DEVELOPMENT	-	2,500	145	3,000	2,520	3,500
42040 - PROFESSIONAL DEVELOPMENT	-	2,500	145	2,500	2,360	3,000
42041 - DUES & SUBSCRIPTIONS	-	-	-	500	160	500
43 - SUPPLIES & MATERIALS	-	-	-	500	28	500
43040 - OFFICE SUPPLIES	-	-	-	500	28	500
44 - CONTRACT SERVICES	290	58,593	85,657	60,660	68,046	56,500
44010 - ADVERTISING & PRINTING	-	883	-	1,000	5,920	1,000
44031 - UNIFORMS	-	-	-	500	-	500
44110 - CONTRACTED SVS-GENERAL	290	57,710	85,657	59,160	62,126	55,000
45 - UTILITIES	1,164	1,224	2,187	1,200	2,292	1,200
45022 - COMMUNICATIONS	1,164	1,224	2,187	1,200	2,292	1,200
48 - CAPITAL OUTLAY	-	-	1,236	1,736	2,936	2,000
48100 - MINOR OFFICE EQUIPMENT	-	-	1,236	1,736	2,936	2,000
Grand Total	1,001,377	995,182	1,110,261	1,285,403	1,059,616	1,171,270

Radnor Township, PA
2024 Board Approved Budget

General Fund #01 | Finance Department

Radnor Township, PA
Finance Department
2024 Operating Budget Narrative



Department Summary:

The Finance Department is made up of three divisions: Accounting/Reporting, Human Resources, and Information Technology. Accounting/Reporting and Human Resources are accounted for within this narrative / department. Accounting/Reporting is responsible for the accounting of, reporting of and daily management of all the financial affairs of the Township. These responsibilities include accounting for the Township’s assets, liabilities and net position as well as managing revenues, expenditures, the treasury of the Township. Finance’s responsibilities also include compliance with the regulations set forth in our Home Rule Charter regarding independent audits, internal controls, revenue collection, budgeting, and spending compliance. Finance also manages the Township’s liability insurance, grant accounting, bid/contract program and Right to Know requirements. Further, Finance oversees the Human Resource function for all active and retired employees.

Service / Program Descriptions:

Name	Description
Accounting	The Finance Department is required to maintain accurate and comprehensive accounting for all the financial activity of the Township for all Township Departments.
Financial Reporting	The Finance Department serves as the sole resource for all the financial reporting requirements of the Township. Annually, the Department prepares and submits an annual report in compliance with GAAP.
Budgeting	The Finance Department oversees the annual budget process. Additionally, in conjunction with the other accounting related functions of the department, the Finance Department is responsible for monitoring the annual budget for compliance.
Human Resources	The Township has one full-time HR Coordinator in addition to oversight from the Finance Director. Human Resources is responsible for all the benefit management for all active and retired personnel, as well as assisting departments with any personnel matters. Further, HR oversees the processing of the Township’s bi-weekly payroll for active employees and monthly benefit payrolls for retirees.
Switchboard	The Finance Department took over staffing and all responsibilities regarding the switchboard in 2018. Currently, we have two part-time employees who cover the switchboard during Township hours. During coverage gaps, the Finance employees cover the board.

Radnor Township, PA
Finance Department
2024 Operating Budget Narrative



Name	Description
Payroll	The Finance Department processes the Township’s bi-weekly payroll for all the active employees as well as the monthly payroll for the retirees (participating in the Township’s civilian or police pension plans).
Accounts Payable	The Finance Department processes all the accounts payable transactions generated through the daily activities of all Township departments.
Debt Service Requirements	The Finance Department maintains all Township debt service responsibilities including payment, record keeping, assessments, future planning and required continuing disclosure.
Revenue Collection	The Finance Department oversees the billing and collection of the Real Estate Taxes (as directed by the Treasurer), Utility billing and ACT 511 Taxes.
Audit Compliance	As required by State Law, the Finance Department works with our independent auditors in the completion of the annual financial audit.
Insurance Management	The Finance Department is responsible for procuring the necessary insurance policies as they related to general liability, building, vehicle, employee practice, pension management, workers compensation and other insurance related items. In addition to purchasing the insurance, Finance oversees claim management with the various departments.
Sustainability	The Finance Department continues to allocate resources since 2022 to support the Renewable Energy and Conservation Plan as adopted by the Board in 2021.
Geographic Information Systems (GIS)	The Finance Department secured one full-time, dedicated GIS Coordinator in 2022 to support the Township’s initiative of implementing GIS across all functions and departments.
Grant Management	The Finance Department manages all the grant activity that the Township is involved in. Specifically, we work with the various departments and/or civic organizations in coordinating grant requirements, reporting requirements, and accounting requirements.
Right To Know	The Finance Department manages all Right to Know requests, coordinating the communications and responses with the requestor, working with the solicitor and with various departments in complying with all public requests for records.

Radnor Township, PA
Finance Department
2024 Operating Budget Narrative



Line-Item Descriptions:

Line Item	Description
Professional Development	This accounts for the membership costs for the various organizations such as ICMA, GFOA, AICPA, PICPA and PBPMTCa along with any required continuing education requirements.
Dues & Subscriptions	This will account for various publication subscriptions such as governing periodicals and relevant journals
Contractual Services	This will account for the Township’s Act 511 software, financial accounting software, ADP processing (Retiree Payroll), grant software, and other items.
Professional Services	This will account for engagements with the independent accounting firm, our annual DCED filing requirements, GFOA application fee, any non-pension specific actuarial work with Mockenhaupt, and any non-bond specific legal guidance from Cozen O’Connor (bond counsel).
Act 511 Legal / Audit Services	This accounts for the Township’s related costs for legal / audit services relating to our administration of the Act 511 taxes.
Minor Office Equipment	This accounts for the various small items that are needed by the department such as calculators, staplers, keyboards, monitors, etc.

[The Rest of this Page is Blank Intentionally]

Projection 24001 - 2024 Operating Budget
 Fund 001 - GENERAL FUND
 Account Status Active
 Department 401 - FINANCE

	2020	2021	2022	2023	2023	2024
	Actual	Actual	Actual	Revised Budget	YTD Actual	Board Approved
Revenue	(26,392,770)	(33,029,050)	(34,283,747)	(30,791,400)	(31,226,478)	(33,320,860)
40101 - ACCOUNTING & REPORTING	(15,280,988)	(17,010,188)	(17,547,316)	(16,258,400)	(17,235,279)	(17,903,860)
01 - REAL ESTATE TAX	(14,079,737)	(14,211,414)	(14,504,953)	(14,712,400)	(15,158,107)	(15,772,860)
30010 - CURRENT YEAR-DISCOUNT	256,390	257,839	257,407	260,000	285,101	326,700
30020 - CURRENT YEAR-FACE	(14,109,826)	(14,239,772)	(14,535,365)	(14,757,400)	(15,085,774)	(15,809,560)
30021 - PREPAYMENT FACE	-	-	-	-	-	-
30030 - CURRENT YEAR-PENALTY	(58,699)	(61,982)	(60,207)	(45,000)	(38,167)	(45,000)
30200 - PRIOR YEAR	-	-	-	-	-	-
30300 - DELINQUENT	(101,682)	(131,724)	(115,100)	(110,000)	(72,461)	(120,000)
30400 - INTERIM	(65,921)	(35,775)	(51,688)	(60,000)	(246,804)	(125,000)
05 - INTEREST AND RENTS	(269,284)	(104,029)	(241,909)	(225,000)	(513,479)	(565,000)
30140 - INTEREST EARNINGS	(138,147)	(43,035)	(158,709)	(150,000)	(419,081)	(400,000)
30240 - PROPERTY AND EQUIPMENT RENT	(131,138)	(60,994)	(83,200)	(75,000)	(94,398)	(165,000)
06 - GRANTS AND GIFTS	(799,248)	(2,577,176)	(2,650,266)	(1,220,000)	(1,465,455)	(1,440,000)
30150 - PAYMENT IN LIEU OF TAXES	(59,431)	(21,176)	(36,311)	(45,000)	(21,176)	(35,000)
30250 - PUB UTLTY REALTY-STATE SHARE	-	(26,023)	-	(25,000)	(26,145)	(25,000)
30350 - FEDERAL STATE CNTY GRANTS	(1,242)	(1,733,328)	(1,748,820)	(375,000)	(427,393)	(400,000)
30430 - STATE PENSION AID	(738,575)	(796,649)	(865,135)	(775,000)	(990,741)	(980,000)
30540 - SHADE TREE CONTRIBUTIONS	-	-	-	-	-	-
30580 - SCHOOL GROUNDS MAINT AGREEI	-	-	-	-	-	-
10 - REFUNDS AND MISCELLA	(132,718)	(117,569)	(150,188)	(101,000)	(98,238)	(126,000)
30270 - SALE OF PROPERTY AND EQUIPME	(42,920)	-	-	-	-	-
30370 - MISCELLANEOUS	(38,601)	(67,239)	(91,347)	(50,000)	(23,919)	(50,000)
30470 - ADVERTISING & SPONSORSHIP FEE	(5)	(200)	-	(500)	-	(500)
30570 - CASH OVER/(SHORT)	(285)	(271)	(1,041)	(500)	(982)	(500)
30710 - FEDERAL MEDICAL SUBSIDY	(50,908)	(49,859)	(57,801)	(50,000)	(73,337)	(75,000)
30770 - CONTRIBUTIONS	-	-	-	-	-	-
11 - DEBT PROCEEDS	-	-	-	-	-	-
30970 - NOTE PROCEEDS	-	-	-	-	-	-
40102 - ACT 511	(11,111,782)	(16,018,863)	(16,736,431)	(14,533,000)	(13,991,199)	(15,417,000)
02 - ACT 511 ENABLING TAX	(11,111,782)	(16,018,863)	(16,736,431)	(14,533,000)	(13,991,199)	(15,417,000)
30110 - REALTY TRANSFER TAXES	(2,563,200)	(5,334,181)	(3,489,937)	(3,200,000)	(2,529,518)	(3,500,000)
30210 - MERCANTILE TAXES	(1,087,717)	(1,017,357)	(1,653,820)	(1,500,000)	(1,454,547)	(1,600,000)
30211 - MERCANTILE TAXES-DISCOVERY	-	-	-	(2,000)	-	(2,000)
30310 - LOCAL SERVICES TAX	(941,138)	(994,247)	(990,244)	(1,000,000)	(959,705)	(1,100,000)
30410 - AMUSEMENT TAX	(8,658)	(3,638)	-	-	-	-
30510 - BUSINESS PRIVILEGE TAXES	(6,461,804)	(7,847,307)	(9,022,535)	(8,000,000)	(8,532,222)	(8,500,000)
30511 - BUSINESS PRIVILEGE TAXES-DISCY	(34,544)	(784,262)	(892,398)	(400,000)	(291,709)	(300,000)
31210 - MERCANTILE TAX-AUDIT	-	-	(547,037)	(30,000)	(177,763)	(50,000)
31510 - BUSINESS PRIVILEGE-AUDIT	(14,722)	(37,871)	(138,879)	(400,000)	(27,396)	(350,000)
31610 - BUINESS TAX ATTORNEY RECOVER	-	-	(1,581)	(1,000)	(18,338)	(15,000)
Expense	986,752	1,278,245	1,664,823	1,307,310	1,416,543	1,509,693
40101 - ACCOUNTING & REPORTING	709,225	756,250	934,811	811,562	852,094	975,753
40 - WAGES & COMPENSATION	433,645	483,163	572,130	529,999	523,645	578,125
40010 - SALARIES-REGULAR	340,976	388,312	498,887	446,913	465,310	488,688
40011 - SALARIES-PART TIME	74,484	75,511	53,023	64,629	47,684	69,225
40030 - SALARIES-LONGEVITY	17,075	18,125	19,075	17,360	9,750	17,650
40031 - SALARIES-SICK PAY INCENTIVE	910	1,015	945	931	700	2,396
40032 - SALARIES-MED EXP REIMB	200	200	200	166	200	166
41 - PAYROLL LIABILITIES	178,409	173,613	202,367	181,854	195,566	198,670
41010 - SOCIAL SECURITY TAXES	32,186	35,687	41,830	38,174	38,302	41,727
41021 - WORKERS COMPENSATION	3,113	3,200	3,277	4,202	2,665	2,986
41023 - UNEMPLOYMENT	-	-	-	-	-	-
41024 - PENSION ALLOCATION	43,786	35,314	51,850	43,633	42,639	50,815
41026 - MEDICAL INS PREMIUMS	95,247	95,149	100,239	89,171	107,056	95,703
41027 - GROUP LIFE & DISABILITY	4,077	4,262	5,171	6,674	4,903	7,439
42 - EMPLOYEE DEVELOPMENT	3,457	5,517	2,085	4,550	6,348	10,200
42040 - PROFESSIONAL DEVELOPMENT	1,907	4,557	1,135	3,050	5,104	8,300

Projection 24001 - 2024 Operating Budget
 Fund 001 - GENERAL FUND
 Account Status Active
 Department 401 - FINANCE

	2020 Actual	2021 Actual	2022 Actual	2023 Revised Budget	2023 YTD Actual	2024 Board Approved
42041 - DUES & SUBSCRIPTIONS	1,550	960	950	1,500	1,244	1,900
43 - SUPPLIES & MATERIALS	6,342	10,558	7,900	10,304	6,531	8,300
43040 - OFFICE SUPPLIES	1,647	4,776	3,157	4,304	3,708	3,500
43045 - POSTAGE	4,696	5,781	4,743	6,000	2,823	4,800
44 - CONTRACT SERVICES	86,660	81,370	149,762	82,855	119,164	179,458
44020 - INSURANCE-EMPLOYEE BOND	3,002	4,238	4,238	2,200	4,238	4,238
44080 - CREDIT CARD FEES	20,554	25,250	36,519	35,000	42,010	40,000
44110 - CONTRACTED SVS-GENERAL	30,105	18,883	77,005	9,655	36,917	99,220
44212 - PROFESSIONAL SERVICES	33,000	33,000	32,000	36,000	36,000	36,000
45 - UTILITIES	621	773	566	-	518	-
45022 - COMMUNICATIONS	621	773	566	-	518	-
48 - CAPITAL OUTLAY	91	1,256	-	2,000	322	1,000
48100 - MINOR OFFICE EQUIPMENT	91	1,256	-	2,000	322	1,000
40102 - ACT 511	170,067	424,906	633,276	366,869	465,397	414,583
40 - WAGES & COMPENSATION	31,408	126,670	173,038	177,024	169,174	198,850
40010 - SALARIES-REGULAR	17,875	109,846	132,206	135,630	161,005	198,850
40011 - SALARIES-PART TIME	13,532	16,825	40,833	41,394	8,169	-
41 - PAYROLL LIABILITIES	2,380	9,518	12,962	13,542	12,598	15,213
41010 - SOCIAL SECURITY TAXES	2,380	9,518	12,962	13,542	12,598	15,213
43 - SUPPLIES & MATERIALS	-	-	2,821	5,800	4,381	4,700
43040 - OFFICE SUPPLIES	-	-	782	2,000	1,761	1,500
43045 - POSTAGE	-	-	2,039	3,800	2,621	3,200
44 - CONTRACT SERVICES	136,279	288,717	444,455	170,503	279,244	195,820
44010 - ADVERTISING & PRINTING	-	-	70	6,800	8,263	7,500
44110 - CONTRACTED SVS-GENERAL	42,545	35,203	44,995	43,240	32,255	42,920
44213 - ACT 511-LEGAL SERVICES	41,100	59,278	144,949	50,000	110,169	40,000
44214 - ACT 511-AUDIT EXPENSE	24,720	55,440	65,737	50,000	70,277	45,000
44215 - ACT 511-DISCOVERY SVS	27,914	138,797	188,703	20,463	58,279	60,400
40103 - HUMAN RESOURCES	107,460	97,089	96,736	128,879	99,052	119,357
40 - WAGES & COMPENSATION	97,663	87,503	86,345	88,719	89,900	104,896
40010 - SALARIES-REGULAR	97,663	87,503	86,345	88,719	89,900	104,896
40011 - SALARIES-PART TIME	-	-	-	-	-	-
41 - PAYROLL LIABILITIES	7,358	6,602	6,514	7,160	6,713	8,461
41010 - SOCIAL SECURITY TAXES	7,358	6,602	6,514	7,160	6,713	8,461
43 - SUPPLIES & MATERIALS	-	75	-	-	-	-
43040 - OFFICE SUPPLIES	-	75	-	-	-	-
44 - CONTRACT SERVICES	2,439	2,908	3,877	33,000	2,439	6,000
44112 - CONTRACTED SVS-SPECIAL	2,439	2,908	3,877	33,000	2,439	6,000
44210 - LEGAL SVS-GENERAL	-	-	-	-	-	-
Grand Total	(25,406,017)	(31,750,806)	(32,618,925)	(29,484,090)	(29,809,935)	(31,811,167)

Radnor Township, PA
2024 Board Approved Budget

General Fund #01 | Elected Treasurer

**Radnor Township, PA
Treasurer [Elected] Department
2024 Operating Budget Narrative**



Department Summary:

Office of the Treasurer and Township Real Estate Tax Collector

Service / Program Descriptions:

Name	Description
Office of the Treasurer	Primary responsibility is the collection of Real Estate Taxes. Receive all Township taxes, revenues, fines and fees- keep records of receipts. Disburse funds, surcharge any shortages or actions that cause a financial loss to the Township. Maintain communication with the BOC and with the County. The foregoing is assisted by one Township employee working in the Finance Department.

Line Item Descriptions:

Line Item	Description
Office Supplies	Obtain tax bills from County, supply envelopes to County
Postage	Mailing of tax bills, certifications to Title Companies
Dues & Subscriptions	State and County Tax Collector Association and education requirement credits (6 Hours)
Bond Premium	Surety Bond equal to half of total Real Estate Tax bills
Contractual Services	Cost associated with Tyler ERP services (as they relate to the Real Estate tax module) and with the printing and mailing of the Real Estate Tax bills.
Minor Office Equipment	Computer, printer and one regular office

Projection 24001 - 2024 Operating Budget
 Fund 001 - GENERAL FUND
 Account Status Active
 Department 402 - TREASURER

	2020	2021	2022	2023	2023	2024
	Actual	Actual	Actual	Revised Budget	YTD Actual	Board Approved
Expense	32,417	34,496	35,187	36,684	34,272	36,772
00000 - NON-DIVISIONAL	32,417	34,496	35,187	36,684	34,272	36,772
40 - WAGES & COMPENSATION	26,000	26,000	26,000	26,000	24,000	26,000
40010 - SALARIES-REGULAR	26,000	26,000	26,000	26,000	24,000	26,000
41 - PAYROLL LIABILITIES	2,107	1,989	2,142	2,184	2,000	2,172
41010 - SOCIAL SECURITY TAXES	1,989	1,989	1,989	1,989	1,836	1,989
41021 - WORKERS COMPENSATION	118	-	153	195	164	183
42 - EMPLOYEE DEVELOPMENT	-	-	-	-	-	-
42041 - DUES & SUBSCRIPTIONS	-	-	-	-	-	-
43 - SUPPLIES & MATERIALS	4,303	3,748	3,591	4,500	4,350	4,500
43040 - OFFICE SUPPLIES	-	-	-	-	-	-
43045 - POSTAGE	4,303	3,748	3,591	4,500	4,350	4,500
44 - CONTRACT SERVICES	8	2,758	3,453	4,000	3,923	4,100
44020 - INSURANCE-EMPLOYEE BOND	125	-	-	500	-	500
44110 - CONTRACTED SVS-GENERAL	(118)	2,758	3,453	3,500	3,923	3,600
48 - CAPITAL OUTLAY	-	-	-	-	-	-
48100 - MINOR OFFICE EQUIPMENT	-	-	-	-	-	-
Grand Total	32,417	34,496	35,187	36,684	34,272	36,772

Radnor Township, PA
2024 Board Approved Budget

General Fund #01 | Information Technology

Radnor Township, PA
Information Technology Department
2024 Operating Budget Narrative



Department Summary:

The Information Technology is part of the Finance Department and is responsible for overseeing the Township's computer, network, security, telecommunications, GIS and other information systems and technology-related operations. The Information Technology department also oversees all aspects of building maintenance and security for the township municipal building including fire, intrusion, video, and uninterruptible power supply systems.

Service / Program Descriptions:

Name	Description
Information Technology infrastructure	The Information Technology system consists of the entire network infrastructure including servers, PCs, telephone and voicemail, and fire, security (intrusion and video) systems. Desktop PCs are configured and repaired in-house with network and server management provided by Alura Business Solutions.
Support of the various departments' applications	The Information Technology department supports township applications developed in-house (using existing software applications) and contracted software. In-house applications include applications for the Finance, Business Tax, Engineering, Community Development, Police, Public Works Departments, and the Treasurer. The Information Technology Department also provides 24/7/365 support of the Police Records Management System (RMS).
Support of the external devices	The Information Technology department supports and maintains external devices including printers (user and networked), digital cameras, scanners, networked copiers, and fax machines.
Support of employee technology-related requests and training	Assist all township staff in their requests for help with technology-related issues, such as desktop applications or external devices.
Support of township issued cell phones	The Information Technology department supports and maintains all township-issued cell phones and other types of other mobile devices including laptops, tablets, and mobile data terminals in Police vehicles.
Support of the Police Department's communications system.	The Information Technology Department supports the Police Department's various communications components including all radio equipment and infrastructure, and the CLEAN system operated by the Pennsylvania State Police.
Provide building maintenance of the municipal building	The IT department oversees all Township building maintenance issues including HVAC, plumbing, lighting, door access system and other general building maintenance tasks. The department also provides building maintenance and support for its tenant(s).
Oversight of township's security systems	The Information Technology department also oversees all aspects of security for the township municipal building including fire and intrusion alarm systems, video monitoring for Township facilities, and the uninterruptible power supply system for the Township Building. The department also oversees the security for the Radnor Activity Center and other Township properties.

**Radnor Township, PA
Information Technology Department
2024 Operating Budget Narrative**



Line Item Descriptions:

Line Item	Description
Office Supplies	Miscellaneous office items such as copier/printer paper, printer toner, pens, envelopes, storage boxes, folders, and binders.
Professional Development	Information Technology related continuing education books, training classes, seminars/webinars, and conferences.
Dues & Subscriptions	Membership to professional organizations and professional magazine subscriptions.
Operating Supplies	PC and server hardware parts and accessories, such as memory, hard drives, DVD drives, fans, network cards, and switches. Security system accessories, such as key fobs and ID cards.
Contractual Services	Maintenance and support services for the email system, website and domains, electronic document management system, electronic messaging service, on-line Code Updates and financial software.
Minor Office Equipment	Office equipment such as printers, scanners, and digital cameras.
Contracted Maintenance and Repairs	Technical support services for network and PC equipment.

Projection 24001 - 2024 Operating Budget
 Fund 001 - GENERAL FUND
 Account Status Active
 Department 404 - INFORMATION TECHNOLOGY

	2020	2021	2022	2023	2023	2024
	Actual	Actual	Actual	Revised Budget	YTD Actual	Board Approved
Revenue	(515,331)	(680,096)	(572,719)	(601,000)	(558,787)	(601,000)
40401 - CABLE FRANCHISE	(515,331)	(680,096)	(572,719)	(601,000)	(558,787)	(601,000)
03 - LICENSES & PERMITS	(515,256)	(680,096)	(572,719)	(601,000)	(558,787)	(601,000)
31220 - CABLE FRANCHISE FEES	(514,756)	(678,521)	(572,469)	(600,000)	(557,787)	(600,000)
31300 - FILM PERMIT	(500)	(1,575)	(250)	(1,000)	(1,000)	(1,000)
06 - GRANTS AND GIFTS	-	-	-	-	-	-
30500 - PUBLIC ACCESS GRANT	-	-	-	-	-	-
10 - REFUNDS AND MISCELLA	(75)	-	-	-	-	-
30770 - CONTRIBUTIONS	(75)	-	-	-	-	-
Expense	360,043	383,547	411,418	570,173	503,095	589,182
00000 - NON-DIVISIONAL	335,345	356,984	373,759	566,996	465,742	586,582
40 - WAGES & COMPENSATION	71,354	76,664	115,967	204,737	159,341	219,846
40010 - SALARIES-REGULAR	68,229	73,189	112,142	172,610	157,166	184,903
40011 - SALARIES-PART TIME	-	-	-	27,952	-	29,943
40030 - SALARIES-LONGEVITY	2,775	3,125	3,475	3,825	1,825	4,000
40031 - SALARIES-SICK PAY INCENTIVE	350	350	350	350	350	1,000
40032 - SALARIES-MED EXP REIMB	-	-	-	-	-	-
41 - PAYROLL LIABILITIES	21,782	22,416	41,633	62,833	62,057	71,580
41010 - SOCIAL SECURITY TAXES	5,403	5,808	8,776	15,663	11,681	16,817
41021 - WORKERS COMPENSATION	394	-	397	1,460	1,224	1,371
41023 - UNEMPLOYMENT	-	-	-	-	-	-
41024 - PENSION ALLOCATION	5,736	6,107	7,794	6,580	9,496	11,371
41026 - MEDICAL INS PREMIUMS	9,642	9,878	23,967	37,340	38,973	40,123
41027 - GROUP LIFE & DISABILITY	608	623	699	1,790	683	1,898
42 - EMPLOYEE DEVELOPMENT	-	-	-	1,500	-	2,000
42040 - PROFESSIONAL DEVELOPMENT	-	-	-	1,500	-	2,000
42041 - DUES & SUBSCRIPTIONS	-	-	-	-	-	-
43 - SUPPLIES & MATERIALS	5,524	6,036	7,610	13,442	5,280	10,500
43040 - OFFICE SUPPLIES	-	611	111	575	192	500
43045 - POSTAGE	-	-	-	-	-	-
43050 - OPERATING SUPPLIES	5,524	5,424	7,499	12,867	5,088	10,000
44 - CONTRACT SERVICES	204,888	218,538	160,652	238,081	219,660	254,656
44110 - CONTRACTED SVS-GENERAL	204,888	218,538	160,652	238,081	219,660	254,656
45 - UTILITIES	31,797	32,451	47,898	45,404	16,256	28,000
45022 - COMMUNICATIONS	31,797	32,451	47,898	45,404	16,256	28,000
46 - FLEET	-	880	-	1,000	1,128	-
46040 - CONTRACTED MAINT & RPRS	-	880	-	1,000	1,128	-
48 - CAPITAL OUTLAY	-	-	-	-	2,021	-
48100 - MINOR OFFICE EQUIPMENT	-	-	-	-	2,021	-
40401 - CABLE FRANCHISE	24,698	26,563	37,659	3,177	37,353	2,600
40 - WAGES & COMPENSATION	20,924	23,683	33,745	-	29,938	-
40010 - SALARIES-REGULAR	1,022	381	4,113	-	-	-
40011 - SALARIES-PART TIME	19,902	23,302	29,632	-	29,938	-
40030 - SALARIES-LONGEVITY	-	-	-	-	-	-
40031 - SALARIES-SICK PAY INCENTIVE	-	-	-	-	-	-
40032 - SALARIES-MED EXP REIMB	-	-	-	-	-	-
41 - PAYROLL LIABILITIES	1,597	1,816	2,582	1,300	2,290	2,600
41010 - SOCIAL SECURITY TAXES	1,597	1,816	2,582	1,300	2,290	2,600
41021 - WORKERS COMPENSATION	-	-	-	-	-	-
41023 - UNEMPLOYMENT	-	-	-	-	-	-
41024 - PENSION ALLOCATION	-	-	-	-	-	-
41026 - MEDICAL INS PREMIUMS	-	-	-	-	-	-
41027 - GROUP LIFE & DISABILITY	-	-	-	-	-	-

Projection 24001 - 2024 Operating Budget
 Fund 001 - GENERAL FUND
 Account Status Active
 Department 404 - INFORMATION TECHNOLOGY

	2020 Actual	2021 Actual	2022 Actual	2023 Revised Budget	2023 YTD Actual	2024 Board Approved
42 - EMPLOYEE DEVELOPMENT	-	-	-	-	-	-
42040 - PROFESSIONAL DEVELOPMENT	-	-	-	-	-	-
42041 - DUES & SUBSCRIPTIONS	-	-	-	-	-	-
43 - SUPPLIES & MATERIALS	470	-	-	-	-	-
43040 - OFFICE SUPPLIES	-	-	-	-	-	-
43045 - POSTAGE	-	-	-	-	-	-
43050 - OPERATING SUPPLIES	470	-	-	-	-	-
44 - CONTRACT SERVICES	1,708	1,064	1,332	1,877	5,125	-
44110 - CONTRACTED SVS-GENERAL	1,708	1,064	1,332	1,877	5,125	-
46 - FLEET	-	-	-	-	-	-
46040 - CONTRACTED MAINT & RPRS	-	-	-	-	-	-
48 - CAPITAL OUTLAY	-	-	-	-	-	-
48100 - MINOR OFFICE EQUIPMENT	-	-	-	-	-	-
Grand Total	(155,288)	(296,549)	(161,300)	(30,827)	(55,692)	(11,818)

Radnor Township, PA
2024 Board Approved Budget

General Fund #01 | Building & Grounds

Radnor Township, PA
Public Works Department: Building & Grounds
2024 Operating Budget Narrative



Department Summary:

The Public Works Department is responsible for maintenance, repair, and capital projects for the Township’s infrastructure: streets, traffic signals, streetlights, storm sewer, sanitary sewer, and bridges. In addition to infrastructure, the Public Works Department maintains the Township’s active and passive recreation facilities, the Radnor Trail, all Township owned facilities, as well as all Township owned vehicles.

Aside from the maintenance and repair, the Public Works Department collects refuse, recycling, and yard waste from Township residents, as well leaf collection in the fall. The leaf collection program also includes the composting of the collected leaves at Skunk Hollow.

The Public Works Department is comprised of five divisions: Highway, Solid Waste, Parks Maintenance, Sewer, and Fleet Maintenance. Throughout the year, the men of the varying divisions work together to complete the tasks at hand, regardless of the division they are in. This is most noted in highway, sewer, and parks maintenance assisting in solid waste, leaf collection, and snow removal.

The mission of the Public Works Department is to provide the residents of Radnor Township with quality-of-life services regarding the proper maintenance and operation of the Township’s infrastructure, parks, facilities, solid waste, and leaf collection activities.

Service / Program Descriptions: Building & Grounds

Name	Description
Buildings and Grounds 014303000 – Bldg. & Grds 01403B00 – Township Bldg. 01403B03 – Public Works	The Public Works staff maintains the Township Building, Public Works Facility, and the Radnor Activity Center at Sulpizio Gym.
Buildings and Grounds Maintenance and Repairs	This item involves repairs and maintenance of Township owned buildings: Radnor Memorial Library (exterior), the Senior Center (exterior), the Willows, the Willows Cottage, the Radnor Township Municipal Building, and the Public Works Facility.

Line-Item Descriptions: Building & Grounds

Line Item	Description
Operating Supplies 43050	This line item funds cleaning supplies (Home Depot, Contract Cleaners, Do It Best Hardware), light bulbs, and misc. supplies
Utilities 45010	This item funds utilities; water and electric. (PECO, Aqua PA)
Communications 45022	Internet, land lines, cell phones (Verizon, Sprint)

Radnor Township, PA
Public Works Department: Building & Grounds
2024 Operating Budget Narrative



Line Item	Description
Contractual Services 44110	This line item funds items that include the postage meter, elevator inspection and maintenance, fuel management system, boiler certifications and fire extinguisher inspections, back- up annual inspection, etc. (TRAX)
Maintenance & Repair: Township Buildings 44310	This line item funds any expense incurred for building maintenance plumbing, electrical, HVAC, roofing, generator, fencing. (Devon Plumbing, Fencoco, Slaughter Roofing, JJ White)
Minor Office Equipment 48100	This line item funds fax machines, and other small items of office equipment.

Projection 24001 - 2024 Operating Budget
 Fund 001 - GENERAL FUND
 Account Status Active
 Department 403 - BUILDING AND GROUNDS

	2020	2021	2022	2023	2023	2024
	Actual	Actual	Actual	Revised Budget	YTD Actual	Board Approved
Expense	404,747	407,744	496,698	591,094	472,145	605,629
00000 - NON-DIVISIONAL	404,747	407,744	496,698	591,094	472,145	605,629
40 - WAGES & COMPENSATION	16,915	6,669	12,769	13,752	13,579	14,948
40010 - SALARIES-REGULAR	15,714	6,560	12,559	13,044	11,851	14,158
40020 - SALARIES-OVERTIME	1,202	109	210	-	1,728	-
40030 - SALARIES-LONGEVITY	-	-	-	663	-	680
40031 - SALARIES-SICK PAY INCENTIVE	-	-	-	35	-	100
40032 - SALARIES-MED EXP REIMB	-	-	-	10	-	10
41 - PAYROLL LIABILITIES	2,629	1,108	1,367	4,877	2,583	5,151
41010 - SOCIAL SECURITY TAXES	1,277	502	938	1,044	1,025	1,128
41021 - WORKERS COMPENSATION	384	-	429	735	616	690
41023 - UNEMPLOYMENT	-	-	-	-	-	-
41024 - PENSION ALLOCATION	1,001	567	-	942	942	1,017
41026 - MEDICAL INS PREMIUMS	-	-	-	2,042	-	2,195
41027 - GROUP LIFE & DISABILITY	(34)	39	-	114	-	121
43 - SUPPLIES & MATERIALS	8,653	9,578	7,081	13,147	14,097	15,000
43050 - OPERATING SUPPLIES	8,653	9,578	7,081	13,147	14,097	15,000
44 - CONTRACT SERVICES	205,992	241,346	250,423	370,034	271,041	333,320
44032 - BOOT ALLOWANCE	-	-	-	-	-	-
44110 - CONTRACTED SVS-GENERAL	48,858	55,023	82,620	101,352	64,997	80,400
44118 - CLEANING CONTRACT	91,587	107,700	107,700	166,000	119,825	151,720
44310 - M&R-BLDGS.&FIXTURES	65,547	78,623	60,103	102,682	86,218	101,200
45 - UTILITIES	154,743	170,798	220,354	186,284	166,036	234,710
45010 - UTILITIES	120,684	136,346	185,352	145,950	128,686	193,200
45016 - UTILITIES-STORMWATER FEE	20,010	20,010	20,010	20,010	20,010	20,010
45022 - COMMUNICATIONS	14,049	14,441	14,992	20,324	17,340	21,500
48 - CAPITAL OUTLAY	15,815	(21,755)	4,704	3,000	4,810	2,500
48100 - MINOR OFFICE EQUIPMENT	15,815	(21,755)	4,704	3,000	4,810	2,500
Grand Total	404,747	407,744	496,698	591,094	472,145	605,629

Radnor Township, PA
2024 Board Approved Budget

General Fund #01 | Police

**Radnor Township, PA
Police Department
2024 Operating Budget Narrative**



Department Summary:

Radnor Police Department provides twenty-four-hour police coverage within Radnor Township. The Radnor Police Department embraces community-oriented policing through many initiatives within our community. The authorized staffing of 45 police officers was increased to 50 mid-year 2023 with the approval of the creation of a Community Support unit and also includes the addition of one administrative full-time social worker .

- 30 of these officers are the makeup of the patrol division.
- 5 officers represent the newly created Community Support unit
- 4 Detectives and 4 Highway Patrol/Traffic Safety Officers compliment the patrol division.
- The Police Department also consists of a Supervisor of Parking and Auxiliary Services, two Administrative Assistants, Meter Enforcement Officers and ten school crossing guards.
- The Police Department maintains an integrity control officer an evidence technician who reports to the Special Operations Lieutenant.
- The RPD operates the Office of Emergency Management which includes a part-time civilian.
- The Police Department is also fortunate to have the Radnor Citizens Police Organization, Radnor Townwatch, Youth Aid Panel, and the Radnor Police Chaplains program which are volunteer residents that augment many of the functions of the Police Department. This in turn expands our full-service public safety organization to all residents and visitors of the Township of Radnor.

Service / Program Descriptions:

Name	Description
Administration	Police Administration personnel are responsible for the Command functions and fiscal management of the police department. There are also civilians responsible for various duties such as answering phone calls, processing of records and other paperwork, accepting monies for records and parking tickets, payroll, taking appointments, typing letters, Right-to-Know Act requests, kiosk card purchases, etc.
Animal Control and Deer Management	Animal complaints are handled through the patrol division and the Supervisor of Parking and Auxiliary Services. This includes dead deer removal, dangerous animal investigations, rabid animal investigations, and the Deer Management Program, which includes working with the USDA and the entire Community. In 2023, the township continued the ninth year of the deer culling. 200 deer were humanely culled thinning out large herds of deer throughout the township, and all meat is donated to local food banks. In 2024, as in 2023, a maintenance program is requested to retain control of the number of deer in the township. Since the inception of this program, deer incidents have been reduced dramatically.

**Radnor Township, PA
Police Department
2024 Operating Budget Narrative**



Bike Patrol	Provides a mobile, efficient way to patrol the Wayne Business District and other targeted areas along with the Radnor Trail. The bike patrol officer integrates the officer into community-oriented policing and community relations through high visibility and ease of contact with the officer.
Civilian Emergency Response Training (C.E.R.T)	The Department trains civilians with skills in basic first aid, CPR, traffic control, National Incident Management System (N.I.M.S), hazmat and other items which may be required in a community emergency. The Department maintains a list of the trained personnel in case of a widespread disaster or need. The most recent CERT class was sponsored by Radnor Police in October and November of 2016. The possibility of additional CERT classes will be explored in 2024 notwithstanding new Covid-19 restrictions. C.E.R.T. also works with Delaware County as well.
Crossing Guards	The crossing guards are assigned and supervised by the Supervisor of Parking and Auxiliary Services. There are ten school crossing posts staffed throughout the Township. Training is also incorporated in this program.
Detective Bureau	The Detective Bureau provides investigation, crime scene processing and possible prosecution for simple and complex criminal cases. Detectives will provide home and business security assessments if requested. Secondary functions include civilian fingerprinting criminal record expungements, computer and cell phone forensic extractions, evidence room management and vendor background investigations. The Detective Bureau participates in high profile community awareness meetings and seminars such as cyber-bullying, cyber-crimes, and school related violence as examples throughout the year.
Emergency Alert System	The police department continues to provide crime alerts and information via electronic means such as e-mail, crime alerts, or phone text and monthly Chief's report.
Major Incident Response Team (M.I.R.T.)	Established at the county level, there are ten Radnor Officers who are mobile field force trained and are members of the Delaware County M.I.R.T. This team responds to large scale, critical incidents such as demonstrations, hazmat incidents, and dignitary protection. All equipment and training events are funded through Department of Homeland Security Grants. Member officers of this team are trained in the recognition of chemical, biological, radiological, and nuclear devices, and agents. Past events that Radnor MIRT Officers participated in include activation at the Philadelphia International Airport to assist Philadelphia Police with immigration protests, at Villanova University due to an appearance of a controversial political science speaker and assisted with Villanova University for the Final Four and NCAA Championship games.

**Radnor Township, PA
Police Department
2024 Operating Budget Narrative**



<p>Patrol Division</p>	<p>The majority of the Police Department is comprised of the Patrol Division. Over 30 individuals are responsible for providing basic police services twenty-four hours a day. The additional duties carried out by the patrol division which are above and beyond conventional police duties are: vacant house checks, school visits, community talks, business checks in the business districts, and targeted enforcement activities.</p>
<p>S.W.A.T.</p>	<p>The Radnor Police Department operates as a member of the regional Delaware County S.W.A.T. team. There are currently five officers and one hostage negotiator assigned to this regional team.</p>
<p>Highway Patrol/Traffic Safety/ Motor Carrier Safety Patrol</p>	<p>A versatile unit within the Police Department assigned to address various issues within the Township. As the name implies, the unit is responsible primarily for the enforcement and education of traffic safety within the Township. Highway Patrol/Traffic Safety Officers investigate serious/fatal crashes within the Township. They perform other studies such as traffic control (speed limits, speed humps, stop signs, etc.), sight distance issues, fence (permit) placement for Community Development and dumpster placement (in the Right of Way) for Engineering. Various parking permit systems for residents and some institutions are administered by the Unit. They inspect commercial trucks that travel in the township and can remove them from service and issue citations if unsafe. They also assist with supervision of the crossing guards and handle abandoned vehicles. The unit also manages towing contracts for the township every four years.</p>
<p>DUI Checkpoints/Roving Patrol Enforcement</p>	<p>The Radnor Township Police Department is one of six municipalities that make up the Northern Delaware County DUI Task Force. This task force conducts DUI Checkpoints and DUI Roving Patrols, monthly, throughout the northern part of Delaware County. The object of the task force is to identify and remove the impaired driver from the highway. The funding for this program is allocated by The National Highway Transportation Safety Administration and The Pennsylvania Department of Transportation. All participating police departments are reimbursed for time and expenses through grant appropriations. This line item is entirely funded through grants received from The Commonwealth of Pennsylvania and the National Highway Traffic Safety Administration (NHTSA).</p>
<p>Buckle Up PA-Aggressive Driving Enforcement Grants</p>	<p>The Radnor Police Department is a participant of Buckle Up PA. Buckle Up PA is a project funded through PennDot dedicated to raising the seat belt usage level in Pennsylvania through increased enforcement, public awareness, and education. The partnership is comprised of municipal police departments, state police, and the U.S. Department of Transportation. The Police Department is a member and participant of The Pennsylvania Aggressive Driving Enforcement and Education Project (PAADEEP). This program is a statewide initiative that utilizes crash data to identify aggressive driving locations. High visibility target enforcement, coordinated earned media,</p>

**Radnor Township, PA
Police Department
2024 Operating Budget Narrative**



	public awareness and training are conducted on these roadways to reduce the number of needless aggressive driving injuries and deaths. The partnership is comprised of municipal police departments, the Pennsylvania State Police, PennDot, the US Department of Transportation and community groups and organizations. The Radnor Police Department has been recognized as a leader of enforcement in both programs. These programs are grant funded in which there is no cost to the residents of Radnor. This program greatly assists with making Radnor Township a safer community.
eCitations	The eCitation process is a faster more accurate process that eliminates the traditional hand-written traffic citations. In 2017 and 2018 the police department purchased and implemented hand-held computer scanners integrated with a printer. Radnor Police Officers are issuing traffic citations with this latest technology. Benefits includes faster more accurate citations with no need for administrative personnel to manually enter traffic citations into the data base. eCitations are almost instantaneously transmitted to the courts and the police department database. Officers spend less time with each violation. United Public Safety, currently providing the Police Department's parking ticket system, manages the eCitation system, the burglar alarm and fire alarm citation processes.
Video Camera Systems	In Car Video and Body Worn Camera systems for documentary and evidentiary purposes. The system software is fully integrated and stored in an onsite server. Each marked police vehicle is outfitted with an ICV system and each officer with a BWC. The police department has completed purchasing in-car camera and body-worn cameras through our capital budget process.

Line-Item Descriptions:

Line Item	Description
Overtime	Includes pay for hours worked above and beyond 40/44 hours at time and ½ pay rate. Overtime is used to supplement shortages on shifts, compensate for extra hours after the shift due to extended calls, etc. This category also included grant overtime which is reimbursed through various programs such as the Aggressive Driving Grant, Seatbelt Grant, DUI Enforcement, Emergency Response training, Delaware County Drug Task Force, and large event protection, etc.
Extra Duty	Money paid to Officers working extra-duty on their off time. Most include traffic control at such events as Villanova football and basketball, private and parochial school graduations at Villanova, Community functions, private parties, etc. This money is reimbursed to the Township, plus 70% and is revenue positive.

**Radnor Township, PA
Police Department
2024 Operating Budget Narrative**



<p>Communications</p>	<p>Includes lease of police land lines, Verizon cell phones and Verizon Air Cards for computers in police vehicles. This enhancement creates more efficiency with the filing of traffic and non-traffic citations and allows the record management system (RMS) to be accessed in the patrol vehicles so incident reports may be completed more efficiently. This enhancement streamlines data entry and electronically file the citations with Delaware County District Courts. The electronic filing will require the tablets to have wireless internet connections.</p>
<p>Uniforms 01410100 – 44031 014101P1 – 44031</p>	<p>Contains all items for police and parking uniforms to include shirts, trousers, (also Bike, SWAT, Highway and K-9 uniforms) hats, raincoats, badges, patches, winter hats, etc. Also includes ballistic vests, half of which is reimbursed by the Department of Justice grants. Small equipment items are also included such as holster, handcuffs, holders, etc. Detective’s clothing allowance. In 2024 we expect general uniform maintenance for existing officers, detectives, parking and auxiliary services personnel and safety equipment for crossing guards. We would also like to purchase a Class A uniform for all the township Police Officers.</p>
<p>Office Supplies 01410100 – 43040</p>	<p>Paper, pencils, pens, folders, print cartridges, tape, staples, folders, notepads, etc. There are also annual printing needs.</p>
<p>Emergency Management/ Emergency Operation Center 01410100 – 43041</p>	<p>The Township is required to maintain an Emergency Management Program and Coordinator. The emergency management coordinator is responsible for the emergency management planning, administration, and operations for the township. When a disaster strikes or an emergency occurs; the emergency management officials along with their elected officials, are responsible for the public safety of township residents. In conjunction with emergency management the Police Department is tasked with the communication components of the Emergency Operations Center. The Emergency Management Co-Ordinator meets with all public safety partners, on a regular basis, including fire, EMS, public works, local colleges, and the Delaware County Emergency Operations Center.</p>
<p>Operating Supplies 01410100 – 43050 014101P6 – 43050 014101P7 – 43050 01410200 – 43050 01410400 – 43050 01410500 – 43050</p>	<p>Supplies for the yearly operation of the police department. These supplies also sometimes include small equipment with a life span typically less than five years. Operating supplies listed encompass all the units in the Police Department to Include Patrol, Traffic Safety, kiosk enforcement, animal enforcement and Crossing Guards. General classifications are day to day Detective processing supplies, ammunition, first aid, flares, cleaning, forms, prisoner accommodations, traffic calming, batteries, car equipment, etc.</p>

**Radnor Township, PA
Police Department
2024 Operating Budget Narrative**



<p>Professional Development 01410100 – 42040 014101P1 – 42040 01410200 – 42040</p>	<p>Training and courses for Officers. All aspects of training for officers are budgeted here. These training courses include training for in-house trainers for specific training such as control tactics, firearms, first aid, emergency vehicle operations, anti-defamation, anti-bias, de-escalation, etc. Professional development also includes First and Second line management training such as Northwestern University’s School of Police Staff and Command Course. Costs associated with the annual MPOETC annual training and recertification that every officer must attend each year to maintain their municipal police certification. In 2024 we plan to continue in-house training in use of force and de-escalation training. In-house certified training officers substantially lower training costs.</p>
<p>Dues and Subscriptions 01410100 – 42041 01410200 – 42041</p>	<p>Funds for executive police association memberships.</p>
<p>Contractual Services 014100P5 – 44110 01410100 – 44110 014101P1 – 44110 01410200 – 44110 01410500 – 44110 01410100 – 44112</p>	<p>Items budgeted for police operations which are used more than once and provided for by businesses. Many are professional services. Items include Accurint (detective investigations), animal disposal, car washing tickets, Civil service expenses/exams, speedometer calibration, financial investigations, Physician/new hires & promotions, polygraph test, psychological testing, police department copiers, towing abandoned vehicles/police vehicles, toxicology examination, uniform dry cleaning, and veterinarian services.</p>
<p>Minor Office Equipment 01410100 – 48100</p>	<p>Repairs to minor office equipment to include Highway Patrol’s speed timing devices and departmental computer replacements. This is also inclusive of the Radnor Parking Authority, hardware and software associated with the administration of parking tickets and township parking permits.</p>
<p>Maintenance and Repair: Communications Equipment 01410100 – 44314</p>	<p>Repairs to portable radios/car radios and mobile data terminals (MDTs) in patrol cars.</p>
<p>Gas, Oil and Lubricants/ Repair Parts 01410100 – 46010/20/30</p>	<p>Used for daily operations of all vehicles used by the Department.</p>
<p>Contracted Maintenance and Repairs 01410100 – 46040 014101P1 – 46040</p>	<p>Various out-sourced repairs to cars, Traffic safety speed timing equipment, EVO, etc. Also includes accident damage deductibles.</p>
<p>Motorcycle Unit</p>	<p>Annual repair and Maintenance of 7 Harley Davidson Motorcycles.</p>

**Radnor Township, PA
Police Department
2024 Operating Budget Narrative**



<p>Canine Unit 014101P1 – Various</p>	<p>In 2014 the Radnor Police Department’s K-9 unit was established. The costs associated with this new unit include the annual contract for veterinary care, general care, and maintenance of K-9. Includes food and other related items for K-9. Ongoing monthly training costs are also reflected in this budget item.</p>
<p>Radnor Township Citizens Police Academy, The Radnor Community Police Organization (RCPO), and Radnor Police Chaplains</p>	<p>Since its inception in 2015, the Radnor Township Police Department has sponsored four Citizens Police Academy. Over 80 township residents attended and graduated to this date. After the completion of the academy these residents formed the Radnor Community Police Organization to give back to their community. The RCPO assists the Police Department and Township with community events by staffing minor traffic posts, answering phones at the front reception desk during emergencies, assisting with filing and other tasks and duties as needed throughout the year. The funding for the Citizens’ Police Academy is supported in the operating supplies of the operating budget. The Police Department will like to sponsor another citizen’s police academy in 2024, if finding and Covid-19 restrictions permit. This program funds police chaplains training and equipment. Chaplains 24/7 when requested for emergency situations.</p>

Projection 24001 - 2024 Operating Budget
 Fund 001 - GENERAL FUND
 Account Status Active
 Department 410 - POLICE

	2020	2021	2022	2023	2023	2024
	Actual	Actual	Actual	Revised Budget	YTD Actual	Board Approved
Revenue	(670,877)	(921,607)	(1,309,632)	(1,244,500)	(1,026,214)	(1,279,500)
04 - FINES AND COSTS	(191,560)	(192,028)	(177,414)	(350,000)	(175,226)	(300,000)
30130 - POLICE ENFORCEMENT	(86,265)	(87,280)	(68,245)	(150,000)	(101,157)	(150,000)
30230 - POLICE DISTRICT JUSTICE	(105,294)	(104,748)	(109,169)	(200,000)	(74,068)	(150,000)
05 - INTEREST AND RENTS	-	-	-	-	-	-
30140 - INTEREST EARNINGS	-	-	-	-	-	-
06 - GRANTS AND GIFTS	(64,895)	(77,925)	(78,826)	(75,000)	(74,843)	(75,000)
30440 - CROSSING GUARD REIMB-RTSD	(63,392)	(62,814)	(68,228)	(70,000)	(64,397)	(65,000)
30740 - POLICE DRUG TASK FORCE GRANTS	(1,502)	(15,111)	(10,597)	(5,000)	(10,446)	(10,000)
07 - DEPARTMENTAL EARNING	(408,536)	(627,019)	(1,030,821)	(807,500)	(763,808)	(892,500)
30160 - PARKING-METERS/KIOKS	(111,045)	(239,572)	(252,726)	(300,000)	(236,768)	(250,000)
30360 - ALARM SYSTEM FEES	(8,500)	(16,525)	(12,375)	(10,000)	(17,550)	(15,000)
30460 - POLICE EXTRA DUTY	(244,682)	(296,525)	(714,942)	(430,000)	(461,873)	(560,000)
30600 - PARKING-PREPAID	(10,740)	(26,260)	(9,040)	(15,000)	(10,775)	(15,000)
30630 - PARKING-METER BAGS	(975)	(1,110)	(370)	(1,000)	(4,205)	(2,500)
30640 - PARKING-POLICE PERMITS	(6,030)	(7,805)	(7,865)	(7,500)	(7,885)	(7,500)
30690 - POLICE SERVICE FEES	(21,908)	(37,679)	(31,085)	(40,000)	(23,792)	(40,000)
30700 - POLICE LIVE SCAN FEES	(4,656)	(1,542)	(2,417)	(4,000)	(959)	(2,500)
30860 - PARKING-KIOSK ADVERTISING	-	-	-	-	-	-
10 - REFUNDS AND MISCELLA	(5,887)	(24,635)	(22,572)	(12,000)	(12,338)	(12,000)
30370 - MISCELLANEOUS	(287)	(6,085)	(7,647)	(7,000)	(5,278)	(7,000)
30770 - CONTRIBUTIONS	(5,600)	(18,550)	(14,925)	(5,000)	(7,060)	(5,000)
98 - INTERFUND TRANSFERS	-	-	-	-	-	-
30190 - FROM GENERAL	-	-	-	-	-	-
Expense	9,484,788	9,768,904	10,642,914	10,333,832	9,253,282	12,262,689
40 - WAGES & COMPENSATION	5,932,417	6,702,515	7,267,869	6,926,729	6,583,900	8,272,068
40010 - SALARIES-REGULAR	4,891,309	5,512,207	5,790,699	5,756,968	5,439,088	6,687,446
40011 - SALARIES-PART TIME	133,396	103,907	129,507	113,220	114,171	171,283
40020 - SALARIES-OVERTIME	281,126	309,231	383,109	254,500	336,533	425,600
40030 - SALARIES-LONGEVITY	402,119	423,537	436,882	460,136	245,073	469,256
40031 - SALARIES-SICK PAY INCENTIVE	420	700	770	105	420	105
40032 - SALARIES-MED EXP REIMB	2,200	1,900	1,900	1,800	1,600	1,600
40040 - SALARIES-EXTRA DUTY	129,216	206,243	380,399	200,000	313,108	375,000
40050 - SALARIES-COURT TIME	15,559	20,936	22,433	20,000	20,074	21,778
40060 - SALARIES-CROSSING GUARD	77,072	123,854	122,171	120,000	113,832	120,000
41 - PAYROLL LIABILITIES	3,094,596	2,582,766	2,622,476	2,729,526	1,877,375	3,224,449
41010 - SOCIAL SECURITY TAXES	432,098	477,855	519,957	503,551	492,245	613,756
41021 - WORKERS COMPENSATION	216,792	222,222	244,096	255,449	270,822	303,409
41023 - UNEMPLOYMENT	-	-	-	-	-	-
41024 - PENSION ALLOCATION	838,172	874,038	849,218	1,029,093	20,827	1,218,577
41026 - MEDICAL INS PREMIUMS	1,017,911	967,377	967,018	884,821	1,052,288	1,026,305
41027 - GROUP LIFE & DISABILITY	39,622	41,275	42,187	56,612	41,193	62,402
41028 - OPEB-NORMAL COST	550,000	-	-	-	-	-
42 - EMPLOYEE DEVELOPMENT	34,690	37,839	27,413	61,245	34,224	54,000
42040 - PROFESSIONAL DEVELOPMENT	14,769	10,119	16,380	35,480	27,729	27,500
42041 - DUES & SUBSCRIPTIONS	19,921	22,516	6,800	17,365	6,495	17,500
42042 - TRAINING SUPPLIES	-	5,204	4,233	8,400	-	9,000
43 - SUPPLIES & MATERIALS	50,809	40,113	81,895	73,693	124,563	80,340
43040 - OFFICE SUPPLIES	3,938	3,530	5,415	6,060	6,238	5,000
43041 - EMERGENCY MGMT SUPPLIES	5,289	-	592	2,500	-	-
43045 - POSTAGE	1,532	1,857	2,524	2,000	1,611	1,000
43050 - OPERATING SUPPLIES	40,019	34,726	73,364	63,133	116,714	74,340
43066 - P.A.L. PROGRAMMING	30	-	-	-	-	-
44 - CONTRACT SERVICES	264,194	290,814	433,604	388,845	416,982	464,132
44030 - RENTALS	-	-	3,126	188	499	-

Projection	24001 - 2024 Operating Budget
Fund	001 - GENERAL FUND
Account Status	Active
Department	410 - POLICE

	2020 Actual	2021 Actual	2022 Actual	2023 Revised Budget	2023 YTD Actual	2024 Board Approved
44031 - UNIFORMS	51,603	60,214	71,863	99,675	90,794	125,000
44080 - CREDIT CARD FEES	18,575	53,574	66,153	45,000	75,107	75,000
44110 - CONTRACTED SVS-GENERAL	186,446	140,009	237,871	233,225	211,337	231,132
44112 - CONTRACTED SVS-SPECIAL	6,540	35,528	52,331	3,758	28,787	25,000
44210 - LEGAL SVS-GENERAL	-	-	-	-	-	-
44313 - M&R-PARKING METERS	885	1,100	1,141	5,000	9,619	7,000
44314 - M&R-COMMUNICATIONS EQPT	146	389	1,119	2,000	838	1,000
45 - UTILITIES	16,667	15,486	16,180	18,285	19,448	28,000
45022 - COMMUNICATIONS	16,667	15,486	16,180	18,285	19,448	28,000
46 - FLEET	90,366	97,161	183,722	124,809	188,408	130,000
46010 - GAS OIL LUBRICANTS	46,653	70,547	108,243	67,191	104,264	80,000
46020 - TIRES BATTERIES ACC	8,482	6,624	11,676	11,873	15,462	10,000
46030 - REPAIR PARTS	13,699	13,698	32,301	16,815	26,202	18,000
46040 - CONTRACTED MAINT & RPRS	21,532	6,292	31,501	28,930	42,481	22,000
48 - CAPITAL OUTLAY	1,049	2,210	9,756	10,700	8,382	9,700
48100 - MINOR OFFICE EQUIPMENT	468	379	-	9,700	8,382	9,700
48101 - MINOR MACHINERY & EQUIP	-	1,831	549	-	-	-
48206 - VEHICLES & EQUIPMENT	581	-	9,207	1,000	-	-
Grand Total	8,813,911	8,847,298	9,333,282	9,089,332	8,227,068	10,983,189

Radnor Township, PA
2024 Board Approved Budget

General Fund #01 | Fire Contributions

**Radnor Township, PA
Fire Company Contributions
2024 Operating Budget Narrative**

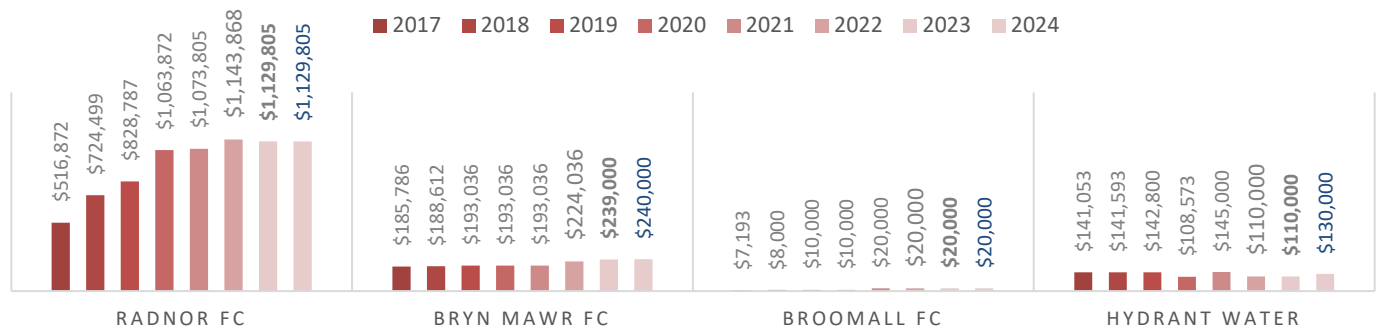


Department Summary:

This category of the budget accounts for the Township’s contributions to the fire companies that provide service to the Township. These amounts are requested by the fire companies and approved by the Board of Commissioners. Also, note that the Township also makes significant capital contributions on an annual basis. The amounts of the contributions are included in the table below, but are accounted for in the Capital Improvement Fund #005 (See the Five-Year Capital Plan)

Fire Company	2017	2018	2019	2020	2021	2022	2023	2024
Radnor								
Base Operating Contribution	100,805	100,805	100,805	100,805	100,805	100,805	100,805	100,805
2016 Subsidy ALS	50,000	50,000	50,000	50,000	50,000	50,000	50,000	50,000
2017 Subsidy Fire Ops	75,000	125,000	125,000	125,000	125,000	125,000	125,000	125,000
2018 Subsidy Fire Ops		150,000	150,000	150,000	150,000	150,000	150,000	150,000
2019 Subsidy Fire Ops			100,000	100,000	100,000	100,000	100,000	100,000
2020 Subsidy Fire Ops				250,000	250,000	250,000	250,000	250,000
Fire & EMS Stipend						18,000	19,000	19,000
SAFER Grant Staff Funding								153,055
Workers Comp and Veh Ins	83,406	83,838	89,497	76,894	84,956	126,166	132,710	148,678
Fuel	7,661	14,856	13,485	11,173	20,210	24,806	26,121	25,000
Capital Contributions	200,000	200,000	200,000	200,000	200,000	200,000	220,000	225,000
Total RFC Contributions	516,872	724,499	828,787	1,063,872	1,080,971	1,144,777	1,173,636	1,327,538
Bryn Mawr Fire Company								
Base Operating Contribution	102,750	105,576	110,000	110,000	110,000	130,000	130,000	130,000
Fire & EMS Stipend						11,000	12,000	12,000
Capital Contribution	83,036	83,036	83,036	83,036	83,036	83,036	98,000	110,000
Total Bryn Mawr FC	185,786	188,612	193,036	193,036	193,036	224,036	240,000	252,000
Broomall Fire Company								
Base Operating Contribution	7,193	8,000	10,000	10,000	20,000	20,000	20,000	20,000
Total Broomall	7,193	8,000	10,000	10,000	20,000	20,000	20,000	20,000
Hydrant Water Utility								
Total Township Expense	850,904	1,062,704	1,174,282	1,375,841	1,438,771	1,538,927	1,592,965	1,729,538
Add: Vol. Fire Relief	317,067	289,912	312,004	311,062	278,955	347,063	362,742	325,000
Total Fire	1,167,971	1,352,616	1,486,286	1,686,903	1,717,726	1,885,990	1,955,707	2,054,538

FIRE COMPANY CONTRIBUTIONS



Projection 24001 - 2024 Operating Budget
 Fund 001 - GENERAL FUND
 Account Status Active
 Department 413 - FIRE

	2020	2021	2022	2023	2023	2024
	Actual	Actual	Actual	Revised Budget	YTD Actual	Board Approved
Revenue	(311,062)	(278,955)	(347,063)	(300,000)	(362,742)	(325,000)
41100 - VOLUNTEER FIRE RELIEF AID	(311,062)	(278,955)	(347,063)	(300,000)	(362,742)	(325,000)
06 - GRANTS AND GIFTS	(311,062)	(278,955)	(347,063)	(300,000)	(362,742)	(325,000)
30730 - VOLUNTEER FIRE RELIEF AID	(311,062)	(278,955)	(347,063)	(300,000)	(362,742)	(325,000)
Expense	1,458,798	1,434,690	1,625,643	1,514,263	1,638,989	1,738,538
00000 - NON-DIVISIONAL	141,093	144,764	150,114	110,000	159,329	130,000
45 - UTILITIES	141,093	144,764	150,114	110,000	159,329	130,000
45010 - UTILITIES	141,093	144,764	150,114	110,000	159,329	130,000
47 - COMMUNITY ORGS	-	-	-	-	-	-
47090 - EMS VOLUNTEER STIPEND	-	-	-	-	-	-
41100 - VOLUNTEER FIRE RELIEF AID	311,062	278,955	347,063	300,000	362,742	325,000
47 - COMMUNITY ORGS	311,062	278,955	347,063	300,000	362,742	325,000
47094 - CONTRB-VOLNTR FIRE RELIEF AID	311,062	278,955	347,063	300,000	362,742	325,000
41101 - RADNOR FIRE COMPANY	886,643	880,971	955,466	943,263	954,918	1,121,538
41 - PAYROLL LIABILITIES	100,492	84,956	132,884	125,100	132,710	148,678
41021 - WORKERS COMPENSATION	100,492	84,956	132,884	125,100	132,710	148,678
44 - CONTRACT SERVICES	-	-	-	-	-	-
44030 - RENTALS	-	-	-	-	-	-
46 - FLEET	10,347	20,210	28,777	24,358	27,403	25,000
46010 - GAS OIL LUBRICANTS	10,347	20,210	28,777	24,358	27,403	25,000
47 - COMMUNITY ORGS	775,805	775,805	793,805	793,805	794,805	947,860
47090 - EMS VOLUNTEER STIPEND	-	-	18,000	18,000	19,000	19,000
47093 - CONTRB-RADNOR FIRE	775,805	775,805	775,805	775,805	775,805	928,860
41102 - BRYN MAWR FIRE COMPANY	110,000	110,000	153,000	141,000	142,000	142,000
47 - COMMUNITY ORGS	110,000	110,000	153,000	141,000	142,000	142,000
47090 - EMS VOLUNTEER STIPEND	-	-	23,000	11,000	12,000	12,000
47091 - CONTRB-BRYN MAWR FIRE	110,000	110,000	130,000	130,000	130,000	130,000
41103 - BROOMALL FIRE COMPANY	10,000	20,000	20,000	20,000	20,000	20,000
47 - COMMUNITY ORGS	10,000	20,000	20,000	20,000	20,000	20,000

Radnor Township, PA
2024 Board Approved Budget

General Fund #01 | Emergency Operations Center

**Radnor Township, PA
Emergency Operations Center
2024 Operating Budget Narrative**



Department Summary:

This category of the budget accounts for the Township’s Emergency Operations Center costs. This accounting category is enabled whenever the Township issues a “State of Emergency” and incurs life safety or disaster mitigation costs. When active, the EOC is led by the Township’s Emergency Management Coordinator, and departments are notified to use this department code for all related expenses.

On an annual basis, we do not specifically budget for these costs given their unpredictability. Instead, we pull budgets from other areas when the EOC is activated. If no budgeted funds are available to be reallocated, fund balance is used. If the disaster is large enough so that the County, State and Federal governments all declare emergencies as well, the Township applies for FEMA reimbursement. Since the department’s creation in 2011, the only time federal reimbursement was received was for Hurricane Irene (2011).

With the Covid-19 pandemic throughout 2020 and into 2021, the Township incurred significant costs in the EOC and has pursued available avenues under FEMA and PEMA for eligible reimbursements.

Projection 24001 - 2024 Operating Budget
 Fund 001 - GENERAL FUND
 Account Status Active
 Department 414 - EMERGENCY MANAGEMENT

	2020	2021	2022	2023	2023	2024
	Actual	Actual	Actual	Revised Budget	YTD Actual	Board Approved
Revenue	(7,500)	-	(13,804)	-	-	-
00000 - NON-DIVISIONAL	(7,500)	-	(13,804)	-	-	-
06 - GRANTS AND GIFTS	(7,500)	-	(13,804)	-	-	-
30350 - FEDERAL STATE CNTY GRANTS	(7,500)	-	(13,804)	-	-	-
10 - REFUNDS AND MISCELLA	-	-	-	-	-	-
30370 - MISCELLANEOUS	-	-	-	-	-	-
Expense	1,014,820	75,796	34,614	-	16,294	-
00000 - NON-DIVISIONAL	1,014,820	75,796	34,614	-	16,294	-
40 - WAGES & COMPENSATION	801,522	64,617	29,023	-	14,617	-
40010 - SALARIES-REGULAR	754,630	51,013	7,961	-	14,617	-
40020 - SALARIES-OVERTIME	46,892	13,604	21,062	-	-	-
40031 - SALARIES-SICK PAY INCENTIVE	-	-	-	-	-	-
40032 - SALARIES-MED EXP REIMB	-	-	-	-	-	-
41 - PAYROLL LIABILITIES	59,878	4,858	2,298	-	1,111	-
41010 - SOCIAL SECURITY TAXES	59,878	4,858	2,298	-	1,111	-
41021 - WORKERS COMPENSATION	-	-	-	-	-	-
41023 - UNEMPLOYMENT	-	-	-	-	-	-
41024 - PENSION ALLOCATION	-	-	-	-	-	-
41026 - MEDICAL INS PREMIUMS	-	-	-	-	-	-
41027 - GROUP LIFE & DISABILITY	-	-	-	-	-	-
43 - SUPPLIES & MATERIALS	43,299	6,321	1,893	-	566	-
43050 - OPERATING SUPPLIES	43,299	6,321	1,893	-	566	-
44 - CONTRACT SERVICES	109,077	-	1,400	-	-	-
44110 - CONTRACTED SVS-GENERAL	109,077	-	1,400	-	-	-
44211 - LEGAL SVS-SPECIAL	-	-	-	-	-	-
46 - FLEET	1,045	-	-	-	-	-
46010 - GAS OIL LUBRICANTS	-	-	-	-	-	-
46020 - TIRES BATTERIES ACC	-	-	-	-	-	-
46030 - REPAIR PARTS	-	-	-	-	-	-
46040 - CONTRACTED MAINT & RPRS	1,045	-	-	-	-	-
48 - CAPITAL OUTLAY	-	-	-	-	-	-
48100 - MINOR OFFICE EQUIPMENT	-	-	-	-	-	-
Grand Total	1,007,320	75,796	20,809	-	16,294	-

Radnor Township, PA
2024 Board Approved Budget

General Fund #01 | Community Development

**Radnor Township, PA
Community Development Department
2024 Operating Budget Narrative**



Department Summary:

The Community Development Department serves the residents of Radnor Township through the administration and enforcement of regulatory Ordinances adopted by the Board of Commissioners to assure the health, safety, and welfare of everyone involved in the Radnor experience. The Community Development Department consists of the Director of Community Development, Two (2) Full Time Codes Officials, One (1) Fire Safety Inspector, Two (2) Administrative Assistants, One (1) Part Time Administrative Assistant, and One (1) part time property maintenance inspector. The Department also utilizes the services of a 3rd Party consulting firm for building code, and rental housing compliance. Below is a summary of the Services and Programs provided by the Department.

Service / Program Descriptions:

- Staff works closely with both residents and contractors regarding building permits, quality of life issues on private property, health code issues, Certificate of Occupancies, Right to Know Requests, and various other applications.
- As part of a permit submittal, plan reviews are performed to ensure compliance with both the Uniformed Construction Code, the Pennsylvania Department of Labor and Industry, and other State and/or local ordinances.
- Issuance of Permits for: Building, Demolition, Mechanical, Plumbing, Electrical, Heating Ventilation & Air Conditioning, Signs, Banners, Accessory Structures, Fences, and Outdoor Dining.
- Routine inspections for: Building, Demolition, Mechanical, Plumbing, Electrical, Heating Ventilation & Air Conditioning, Signs, Banners, Accessory Structures, Fences, and Fire Safety.
- Licensing of contractors performing work within the Township.
- Investigate quality of life concerns and citizen complaints.
- The code officials respond to emergencies, natural disasters, and health related matters.
- Inspection of all rental housing units in the Township, including student rentals.
- Investigate zoning and planning issues that guide both developers and property owners in maintaining the desired character of the community and ensure that development is compatible with existing structures and surroundings.
- Community Department Staff review the Municipal Codes and recommend changes to maintain consistency with other local, state, and federal regulations.

Community Development is also responsible for the oversight of eight (8) volunteer boards/committees:

Board of Health	Zoning Hearing Board
Code Appeals Board	Historic & Architectural Review Board
Comprehensive Plan Implementation Committee	Open Space Committee
Design Review Board	Rental Housing Appeals Board

**Radnor Township, PA
Community Development Department
2024 Operating Budget Narrative**



Line-Item Descriptions:

Line Item	Description
Office Supplies 01416100-43040	This line item includes daily operating office supplies including but not limited to paper, pens, folders, business cards, ink cartridges, etc.
Advertising and Printing 01416100-44010	This line item includes costs associated with legal advertisement costs and any special mailings that require printing services.
Professional Development 01416100-42040	This line item includes required training, conferences, and other needs as required by state law to maintain certifications through the Department of Labor and Industry for the Code Officials. Health Officer training is included as required by the PA Department of Agriculture. Also included is additional training to add to or supplement skills of administrative staff.
Dues & Subscriptions 01416100-42041	This line item covers membership fees for professional organizations and affiliations of department staff as well as subscriptions to career related associations and publications such as code books.
Contractual Services 01416100-44110	This line item covers third-party contractual services on an as-needed basis for items such as the stenographer for the Zoning Hearing Board, building code review and inspection services, fire inspection, and rental housing inspection services.
Legal Services – General 01416100-44210	This line item covers the Township’s Solicitors’ fees for legal services provided to the Township for the calendar year for the Zoning Hearing Board, Code Appeals Board, and the Rental Housing Appeals Board.
Property Maintenance Contractual Services 01416100-44115	This line item covers property maintenance to address code violations and emergency responses such as lawn mowing, ground clearing, and board-up services related to fires and natural disasters.
Minor Office Equipment 01416100-48100	This line item covers replacement parts, computers, printers, and other small office equipment items.
Clothing 01416100-44031	This line item covers clothing for Codes Officials for identification purposes. This helps convey the professional image the Township Staff pride themselves in showing.

Projection 24001 - 2024 Operating Budget
 Fund 001 - GENERAL FUND
 Account Status Active
 Department 416 - COMMUNITY DEVELOPMENT

	2020	2021	2022	2023	2023	2024
	Actual	Actual	Actual	Revised Budget	YTD Actual	Board Approved
Revenue	(1,667,945)	(2,429,544)	(3,384,345)	(2,694,500)	(2,723,363)	(3,035,800)
00000 - NON-DIVISIONAL	(673)	(150)	(30)	-	-	-
10 - REFUNDS AND MISCELLA	(673)	(150)	(30)	-	-	-
30370 - MISCELLANEOUS	(673)	(150)	(30)	-	-	-
41601 - COMM DEV ADMINISTRATION	(43,643)	(43,325)	(44,843)	(38,000)	(34,883)	(36,300)
03 - LICENSES & PERMITS	(43,643)	(43,325)	(44,843)	(38,000)	(34,883)	(36,300)
31030 - DRB ZRB REVIEW FEES	-	-	-	-	-	-
31040 - HARB REVIEW FEES	(950)	(1,050)	(650)	(1,000)	(500)	(800)
31050 - DRB REVIEW FEES	(8,900)	(10,100)	(7,010)	(8,000)	(10,600)	(8,500)
31140 - ZHB REVIEW FEES-RESIDENTIAL	(16,200)	(13,650)	(11,450)	(10,000)	(10,350)	(10,000)
31150 - ZHB REVIEW FEES-NON-RESIDENT	(9,200)	(9,450)	(16,600)	(10,000)	(4,300)	(8,000)
31230 - RIGHT OF WAY FEES	(8,393)	(9,075)	(9,133)	(9,000)	(9,133)	(9,000)
41602 - CODES	(1,525,061)	(2,309,898)	(3,333,414)	(2,656,500)	(2,685,130)	(2,999,500)
03 - LICENSES & PERMITS	(1,517,618)	(2,303,723)	(3,326,479)	(2,641,000)	(2,677,019)	(2,987,000)
30050 - CONTRACTOR LICENSE PERMIT	(26,210)	(38,670)	(38,060)	(40,000)	(31,165)	(35,000)
30080 - PLAN REVIEW FEES	(33,279)	(43,485)	(58,530)	(40,000)	(42,240)	(40,000)
30090 - ZONING REVIEW FEES	(10,207)	(13,413)	(9,875)	(10,000)	(9,657)	(10,000)
30120 - BEVERAGE PERMIT	(13,200)	(11,100)	(1,800)	(11,000)	(12,750)	(12,000)
30180 - UCC ACT 45 TRANSFER FEE	(5,071)	2,278	(3,492)	-	(8,655)	-
30220 - BUILDING PERMIT	(1,012,069)	(1,573,190)	(2,382,460)	(1,900,000)	(2,002,286)	(2,250,000)
30280 - MECHANICAL PERMIT	(36,693)	(41,960)	(97,479)	(90,000)	(71,632)	(80,000)
30620 - HOUSING PERMIT	(164,310)	(176,840)	(169,840)	(170,000)	(177,880)	(180,000)
30920 - PLUMBING PERMIT	(76,822)	(139,316)	(108,544)	(80,000)	(52,535)	(80,000)
31020 - ELECTRICAL PERMIT	(139,758)	(268,027)	(456,401)	(300,000)	(268,220)	(300,000)
31330 - BUILDING PERMIT-SPEICAL/1-TIMI	-	-	-	-	-	-
04 - FINES AND COSTS	-	(5,000)	(4,300)	(500)	(2,250)	(2,500)
30070 - FINES	-	(5,000)	(4,300)	(500)	(2,250)	(2,500)
10 - REFUNDS AND MISCELLA	(7,443)	(1,175)	(2,635)	(15,000)	(5,862)	(10,000)
30370 - MISCELLANEOUS	(7,443)	(1,175)	(2,635)	(15,000)	(5,862)	(10,000)
41603 - HEALTH	(98,568)	(76,173)	(6,058)	-	(3,350)	-
03 - LICENSES & PERMITS	(98,568)	(76,173)	(6,058)	-	(3,350)	-
30720 - HEALTH PERMIT	(98,568)	(76,173)	(5,758)	-	(3,150)	-
30820 - BURNING PERMIT	-	-	(300)	-	(200)	-
Expense	989,899	1,099,579	1,097,297	1,247,775	1,051,609	1,255,441
41601 - COMM DEV ADMINISTRATION	814,869	989,805	1,062,845	1,145,976	936,483	1,154,647
40 - WAGES & COMPENSATION	373,233	392,507	425,422	431,452	314,376	465,362
40010 - SALARIES-REGULAR	340,592	357,580	383,903	391,410	275,623	417,383
40011 - SALARIES-PART TIME	14,360	19,678	20,245	23,692	19,041	25,379
40020 - SALARIES-OVERTIME	7,651	6,969	13,134	8,000	15,711	14,000
40030 - SALARIES-LONGEVITY	10,525	8,000	8,000	8,000	4,000	8,000
40031 - SALARIES-SICK PAY INCENTIVE	105	280	140	350	-	600
40032 - SALARIES-MED EXP REIMB	-	-	-	-	-	-
41 - PAYROLL LIABILITIES	83,354	75,237	101,543	115,425	79,209	126,265
41010 - SOCIAL SECURITY TAXES	28,507	29,984	32,488	33,007	23,997	35,600
41021 - WORKERS COMPENSATION	11,704	11,667	15,794	16,151	13,541	15,171
41023 - UNEMPLOYMENT	-	-	-	-	-	-
41024 - PENSION ALLOCATION	30,784	16,606	37,426	24,448	25,156	30,668
41026 - MEDICAL INS PREMIUMS	7,091	11,276	9,908	37,252	10,203	40,012
41027 - GROUP LIFE & DISABILITY	5,268	5,704	5,927	4,567	6,312	4,814
42 - EMPLOYEE DEVELOPMENT	3,060	1,150	4,918	4,443	2,117	7,000
42040 - PROFESSIONAL DEVELOPMENT	2,424	656	4,018	3,443	1,300	4,500
42041 - DUES & SUBSCRIPTIONS	636	494	900	1,000	817	2,500
43 - SUPPLIES & MATERIALS	5,203	5,323	6,482	9,172	3,497	9,000
43040 - OFFICE SUPPLIES	3,278	3,096	4,031	6,072	2,069	6,000
43045 - POSTAGE	1,925	2,206	2,438	3,000	1,428	3,000
43050 - OPERATING SUPPLIES	-	21	12	100	-	-

Projection 24001 - 2024 Operating Budget
 Fund 001 - GENERAL FUND
 Account Status Active
 Department 416 - COMMUNITY DEVELOPMENT

	2020	2021	2022	2023	2023	2024
	Actual	Actual	Actual	Revised Budget	YTD Actual	Board Approved
44 - CONTRACT SERVICES	342,606	505,615	507,825	571,822	524,959	533,700
44010 - ADVERTISING & PRINTING	7,569	6,809	7,049	8,277	4,289	7,500
44031 - UNIFORMS	2,586	-	2,754	1,800	857	1,000
44032 - BOOT ALLOWANCE	1,083	-	1,053	1,600	516	1,000
44080 - CREDIT CARD FEES	6,666	9,081	16,842	9,000	25,983	22,000
44110 - CONTRACTED SVS-GENERAL	290,022	454,274	435,506	498,544	469,343	462,200
44210 - LEGAL SVS-GENERAL	34,679	35,450	44,622	52,601	23,970	40,000
45 - UTILITIES	4,527	3,177	3,406	3,720	3,459	4,320
45022 - COMMUNICATIONS	4,527	3,177	3,406	3,720	3,459	4,320
46 - FLEET	2,887	3,845	4,315	6,642	5,839	6,000
46010 - GAS OIL LUBRICANTS	1,210	2,641	3,679	4,942	3,035	4,500
46020 - TIRES BATTERIES ACC	1,090	191	-	500	1,634	500
46030 - REPAIR PARTS	412	990	636	1,000	1,171	1,000
46040 - CONTRACTED MAINT & RPRS	175	23	-	200	-	-
48 - CAPITAL OUTLAY	-	2,952	8,935	3,300	3,027	3,000
48100 - MINOR OFFICE EQUIPMENT	-	2,952	8,935	3,300	3,027	3,000
41602 - CODES	10,863	4,480	6,950	15,000	22,859	10,000
40 - WAGES & COMPENSATION	-	-	-	-	-	-
40010 - SALARIES-REGULAR	-	-	-	-	-	-
40011 - SALARIES-PART TIME	-	-	-	-	-	-
40020 - SALARIES-OVERTIME	-	-	-	-	-	-
41 - PAYROLL LIABILITIES	-	-	-	-	-	-
41010 - SOCIAL SECURITY TAXES	-	-	-	-	-	-
44 - CONTRACT SERVICES	10,863	4,480	6,950	15,000	22,859	10,000
44115 - CONTRACTED SVS-PROP MAINT	10,863	4,480	6,950	15,000	22,859	10,000
44116 - UCC ACT 45 TRANSFER	-	-	-	-	-	-
44210 - LEGAL SVS-GENERAL	-	-	-	-	-	-
41603 - HEALTH	164,167	105,294	(498)	-	5,082	-
40 - WAGES & COMPENSATION	137,249	83,329	-	-	-	-
40010 - SALARIES-REGULAR	137,249	83,329	-	-	-	-
40011 - SALARIES-PART TIME	-	-	-	-	-	-
40020 - SALARIES-OVERTIME	-	-	-	-	-	-
41 - PAYROLL LIABILITIES	26,918	21,965	(498)	-	5,082	-
41010 - SOCIAL SECURITY TAXES	10,437	6,325	-	-	1,237	-
41021 - WORKERS COMPENSATION	5,314	5,266	(498)	-	3,844	-
41026 - MEDICAL INS PREMIUMS	10,341	9,777	-	-	-	-
41027 - GROUP LIFE & DISABILITY	826	596	-	-	-	-
43 - SUPPLIES & MATERIALS	-	-	-	-	-	-
43050 - OPERATING SUPPLIES	-	-	-	-	-	-
44 - CONTRACT SERVICES	-	-	-	-	-	-
44031 - UNIFORMS	-	-	-	-	-	-
44114 - CONTRACTED SVS-HEALTH INSP	-	-	-	-	-	-
44210 - LEGAL SVS-GENERAL	-	-	-	-	-	-
45 - UTILITIES	-	-	-	-	-	-
45022 - COMMUNICATIONS	-	-	-	-	-	-
Grand Total	(678,046)	(1,329,965)	(2,287,047)	(1,446,725)	(1,671,755)	(1,780,359)

Radnor Township, PA
2024 Board Approved Budget

General Fund #01 | Engineering

**Radnor Township, PA
Engineering Department
2024 Operating Budget Narrative**



Department Summary:

The Engineering Department has five major areas of focus: Land Development, Capital Projects, Permitting & Inspections, Stormwater Management, and Engineering Assistance to all other departments. The Department is comprised of (1) Engineering inspector, (1) Administrative Assistant, (1) Project Manager, (1) Staff Engineer, and (1) Township Engineer for a total of (5) FTEs. Third parties are used as noted below.

Land Development is the vehicle by which the Township regulates and controls the subdivision and development of land within Radnor Township. The Engineering Department performs the following reviews:

- Subdivision & Land Development
- Stormwater Management
- Zoning (in conjunction with the Solicitor and ZO)

Land Development applications are seen before the Planning Commission, which the Engineering Department is the liaison for.

Capital Projects take many forms, and the Engineering Department, aside from design, is responsible for the delivery of the project through construction:

- Request for Proposals (in house)
- Specifications (in house)
- Bid Documents
- Design & Permitting
- Constructability Reviews
- Traffic Signals
- Pedestrian Improvements
- Culverts
- Bridges
- Trails
- Sanitary Sewer
- Stormwater Management
- Facilities
- Building
- Emergency Projects - in house (sanitary sewer, storm sewer, roads, bridges)
- Capital Projects for Parks (managed by Recreation and Community Development)
- MS4 and Pollution Reduction Plan (PRP).

Permitting includes the processing and review of the following permits:

- grading permits
- stormwater management permits
- demolition (site) permits
- Use & Occupancy Permits
- Subdivision and Land Development
- Highway Permits
- Sidewalk Permits
- Minor grading/shed permits

**Radnor Township, PA
Engineering Department
2024 Operating Budget Narrative**



All the above permits are processed by the Engineering Administrative Assistant. Inspections are performed by the Engineering Inspector on residential construction grading permits, and by the third-party firm for commercial and capital projects.

Lastly, engineering assistance is provided to other departments as needed, including assistance with construction, maintenance, contractors, contracts, bidding information, and research.

Line-Item Descriptions:

Name	Description
Subdivision and Land Development (SALDO) Review	The Engineering Department, using Gannett Fleming, Inc. appointed in 2019, reviews all subdivision and land development projects in the Township, for compliance with the Subdivision & Land Development Ordinance, Zoning Ordinance, and Stormwater Ordinance, and administers the projects through the process of the Planning Commission, Shade Tree Commission, and Board of Commissioners. The fees for these reviews are charged to the applicant and reimbursed to the Township. The Township Engineer and the Township's appointed in 2019, Traffic Engineer, Gilmore & Associates, perform all SALDO reviews and provide technical assistance to other departments.
Grading Permit Review	All grading permits are reviewed for compliance with the Stormwater Ordinance, Zoning Ordinance, and other applicable regulations, through Gannett Fleming, Incorporated and staff. The permits are processed and administered by the Engineering Department.
Capital Projects	A large portion of the work performed by the Engineering Department is regarding Capital Projects. This work includes determining the scope of work for consultant's proposals, preparing Requests for Proposals, budgeting, planning, forecasting, value engineering, contract administration, plan review, and inspection.
Professional Escrows	The Finance Department manages professional services accounts and escrow accounts in conjunction with the Finance Department.
Resident Concerns	The Engineering Department responds to resident's concerns regarding stormwater, grading, permits, and stormwater.
Inspections	Inspections for grading permits, on site sanitary sewer systems, escrow releases, and utility work are performed by the Engineering Departments Staff Engineering Inspector, as well as by QCI, Incorporated, appointed in 2019.

**Radnor Township, PA
Engineering Department
2024 Operating Budget Narrative**



Line Item	Description
Professional Development 01429200 - 42040	Professional Engineering Continuing Education Units, Sewage Enforcement Officer Continuing Education Units, Seminars to keep abreast of the latest means, methods, and technology related to Engineering.
Dues and Subscriptions 01429200 - 42041	Sewage Enforcement Officer, American Society of Civil Engineers memberships (SEO, ASCE, APWA)
Office Supplies 01429200 - 43040	Plotter paper, plotter ink, pens, pencils – split with Community Development and Recreation (Office Basics)
Postage 01429200 - 43045	For SALDO mailings (USPS)
Contractual Services (Consulting Engineer Retainer) 01429200 - 44110	This account is used for specific traffic related items that are performed by Gilmore & Associates. All work done under this account is based on a proposal created by the Engineering Department.
Contractual Services (Consulting Engineer Reimbursable) 10429200 - 44113	Engineering services for Subdivision and Land Development reviews, reimbursed by the applicant, and grading permits. (Gannett Fleming, Gilmore & Associates, Rockwell Associates)
Contractual Services – Special (Consulting Engineer –Hourly) 01429200 - 44112	Contracted Engineering services, determined by Requests for Proposals. Providing design services for Not-to-Exceed fees, for capital projects and other special projects. (Meliora, Gannett Fleming, Gilmore & Associates, Carroll)

Projection 24001 - 2024 Operating Budget
 Fund 001 - GENERAL FUND
 Account Status Active
 Department 429 - ENGINEERING

	2020	2021	2022	2023	2023	2024
	Actual	Actual	Actual	Revised Budget	YTD Actual	Board Approved
Revenue	(552,856)	(811,471)	(346,613)	(351,000)	(225,874)	(320,750)
42901 - ENGINEERING ADMINISTRATION	(552,856)	(811,471)	(346,613)	(351,000)	(225,874)	(320,750)
03 - LICENSES & PERMITS	(552,706)	(811,192)	(346,612)	(351,000)	(225,866)	(320,750)
30320 - STREET OPENING PERMIT	(73,770)	(141,715)	(74,695)	(125,000)	(59,851)	(75,000)
30420 - SUBDIVISION REVIEW FEES	(1,050)	(1,050)	(400)	(1,000)	(500)	(750)
30520 - PUBWKS & ENG REVIEW FEES	(69,915)	(83,942)	(65,395)	(100,000)	(105,301)	(120,000)
30610 - PROF SVC ESCROW	(331,121)	(477,935)	(122,667)	(50,000)	-	(50,000)
31320 - CERTIFICATE OF OCCUPANCY PERM	(76,850)	(106,550)	(83,455)	(75,000)	(60,215)	(75,000)
04 - FINES AND COSTS	-	-	-	-	-	-
30070 - FINES	-	-	-	-	-	-
10 - REFUNDS AND MISCELLA	(150)	(279)	(1)	-	(8)	-
30370 - MISCELLANEOUS	(150)	(279)	(1)	-	(8)	-
Expense	830,766	984,427	705,312	773,563	628,526	747,818
42901 - ENGINEERING ADMINISTRATION	830,766	984,427	705,312	773,563	628,526	747,818
40 - WAGES & COMPENSATION	380,439	397,874	489,463	503,169	455,794	538,920
40010 - SALARIES-REGULAR	368,834	383,424	475,329	489,719	444,018	524,020
40020 - SALARIES-OVERTIME	3,505	6,070	5,683	5,000	7,536	5,000
40030 - SALARIES-LONGEVITY	8,000	8,000	8,000	8,000	4,000	9,200
40031 - SALARIES-SICK PAY INCENTIVE	-	280	350	350	140	600
40032 - SALARIES-MED EXP REIMB	100	100	100	100	100	100
41 - PAYROLL LIABILITIES	112,124	115,923	156,030	152,500	145,395	161,173
41010 - SOCIAL SECURITY TAXES	27,919	29,352	35,888	37,597	34,078	40,366
41021 - WORKERS COMPENSATION	10,779	10,630	10,759	18,138	15,207	17,037
41023 - UNEMPLOYMENT	-	-	-	-	-	-
41024 - PENSION ALLOCATION	19,339	20,494	41,989	30,473	27,761	32,630
41026 - MEDICAL INS PREMIUMS	51,561	52,842	64,215	62,050	65,369	66,632
41027 - GROUP LIFE & DISABILITY	2,526	2,605	3,179	4,242	2,980	4,508
42 - EMPLOYEE DEVELOPMENT	1,113	1,093	1,638	5,000	2,851	4,500
42040 - PROFESSIONAL DEVELOPMENT	320	180	698	3,500	1,571	3,500
42041 - DUES & SUBSCRIPTIONS	793	913	940	1,500	1,280	1,000
43 - SUPPLIES & MATERIALS	2,848	2,690	2,636	5,099	1,469	5,100
43040 - OFFICE SUPPLIES	1,916	2,361	2,328	4,499	1,273	4,500
43045 - POSTAGE	932	329	308	600	196	600
44 - CONTRACT SERVICES	330,918	463,052	45,664	97,965	13,166	29,125
44010 - ADVERTISING & PRINTING	546	1,621	210	1,500	64	750
44031 - UNIFORMS	326	350	1,098	1,175	854	1,175
44032 - BOOT ALLOWANCE	811	-	919	1,200	516	1,200
44080 - CREDIT CARD FEES	503	831	1,292	1,000	729	1,000
44110 - CONTRACTED SVS-GENERAL	-	3,636	6,385	-	1,869	2,500
44112 - CONTRACTED SVS-SPECIAL	6,541	50,892	19,951	50,211	4,389	5,000
44113 - CONTRACTED SVS-REIMB	321,171	386,881	6,743	29,454	444	2,500
44117 - MINOR GRADING PERMIT REVIEW	1,020	18,841	9,066	13,425	4,301	15,000
45 - UTILITIES	2,282	1,803	2,636	3,000	2,367	2,000
45022 - COMMUNICATIONS	2,282	1,803	2,636	3,000	2,367	2,000
46 - FLEET	887	1,437	5,065	3,830	6,234	2,000
46010 - GAS OIL LUBRICANTS	795	1,187	3,312	2,180	3,821	2,000
46020 - TIRES BATTERIES ACC	-	-	-	650	-	-
46030 - REPAIR PARTS	91	249	1,753	1,000	28	-
46040 - CONTRACTED MAINT & RPRS	-	-	-	-	2,385	-
48 - CAPITAL OUTLAY	155	554	2,179	3,000	1,250	5,000
48100 - MINOR OFFICE EQUIPMENT	155	554	2,179	3,000	1,250	5,000
Grand Total	277,910	172,956	358,699	422,563	402,652	427,068

Radnor Township, PA
2024 Board Approved Budget

General Fund #01 | Public Works Solid Waste

Radnor Township, PA
Public Works Department: Solid Waste
2024 Operating Budget Narrative



Department Summary:

The Public Works Department collects refuse, recycling, and yard waste from Township residents, as well leaf collection in the fall. The Solid Waste division collects solid waste and recycling from over 7,000 residents each week, along with brush collection on Wednesdays.

Public Works personnel often assist other divisions when manpower need dictate. The Solid Waste Division personnel are called in to assist in snow plowing during larger storms and assist with fall leaf collection.

The Public Works Department prides itself on the added value our Solid Waste Division provides our residents; storm clean up, flood debris clean up, and snow plowing.

Service / Program Descriptions: Solid Waste

Name	Description
Refuse Collection 01430300	The Sanitation Department is responsible for collecting refuse from over 7,000 residences each week.
Recycle Collection	The Sanitation Department is responsible for collecting recycling from over 7,000 residences each week. <u>The more we recycle, the less is spent on tipping fees at the Delaware County Solid Waste Authority.</u> Radnor Townships recycling rate since its inception has averaged over 49%, one of the highest in Delaware County.
Yard Waste Collection	The solid waste division collects brush and yard waste from residents once per week. All yard waste is recycled at Skunk Hollow. The yard waste ground in the Township’s tub grinder is made available to residents in the form of wood chips. These wood chips are used as mulch at all Township facilities.
Bulk Collection/Open Truck Pick Up	The Sanitation Department is responsible for collecting bulk items from residents that register online (www.radnor.com) for this service once a week except for holiday weeks. This is service is often referred to as “Open Stop Pick Up”.

Line-Item Descriptions: Solid Waste

Line Item	Description
Operating Supplies 43050	This line-item funds recycle containers, safety supplies, and first aid kits as well as miscellaneous supplies needed by the Solid Waste Division. (Home Depot, Do It Best Hardware, Contract Cleaners)

Radnor Township, PA
Public Works Department: Solid Waste
2024 Operating Budget Narrative



<p>Gas, Oil, & Lubricants 46010</p>	<p>This line item funds the cost of all hydraulic oil, engine oil, gasoline, and diesel fuel used in operating the Solid Waste Division’s fleet of 12 “packers” (trash trucks) and 2 pickup trucks. The suppliers are determined annually by sealed bid. (Riggins, Petro Choice)</p>
<p>Tires, Batteries & Accessories 46020</p>	<p>This line item funds tires and batteries for the Solid Waste Division’s twelve packers and 2 pickup trucks. Trash trucks tires are large, costly, and must be replaced more frequently than a typical automobile's tires would be. (Ardmore Tires, NAPA, CCC)</p>
<p>Repair Parts 46030</p>	<p>This line item funds all the repair parts needed for the Solid Waste vehicles, all of which are Internationals. (Gran Turk, G.L.Sayre, Giles and Ransome, NAPA)</p>
<p>Contracted Maintenance and Repair 46040</p>	<p>This line item funds all costs associated with repairs to vehicles that cannot be completed in house, such as major engine repairs, major welding repairs, and leaf spring replacement. (Gran Turk, G.L. Sayer, Keil Welding, Giles and Ransome)</p>
<p>Disposal Fees 44050</p>	<p>This line item funds tipping fees at Delaware County Solid Waste Authority. Actual billing is based on the weight of the trash delivered to the dump.</p>

Projection 24001 - 2024 Operating Budget
 Fund 001 - GENERAL FUND
 Account Status Active
 Department 430 - PUBLIC WORKS

	2020	2021	2022	2023	2023	2024
	Actual	Actual	Actual	Revised Budget	YTD Actual	Board Approved
Revenue	(167,575)	(180,500)	(167,155)	(157,000)	(157,481)	(157,000)
43003 - SOLID WASTE & RECYCLING	(167,575)	(180,500)	(167,155)	(157,000)	(157,481)	(157,000)
07 - DEPARTMENTAL EARNING	(165,772)	(178,273)	(165,715)	(155,000)	(156,270)	(155,000)
30650 - SOLID WASTE-REAR DOOR SERVICE	(103,025)	(99,550)	(97,400)	(105,000)	(100,325)	(105,000)
30660 - SOLID WASTE-OTHER SERVICE	(62,747)	(78,723)	(68,315)	(50,000)	(55,945)	(50,000)
10 - REFUNDS AND MISCELLA	(1,804)	(2,227)	(1,440)	(2,000)	(1,211)	(2,000)
30670 - SALE OF RECYCLED MATERIALS	(1,804)	(2,227)	(1,440)	(2,000)	(1,211)	(2,000)
Expense	3,212,089	3,162,675	3,398,353	3,654,017	3,093,408	3,793,164
43003 - SOLID WASTE & RECYCLING	3,212,089	3,162,675	3,398,353	3,654,017	3,093,408	3,793,164
40 - WAGES & COMPENSATION	1,715,457	1,764,169	1,653,454	1,879,602	1,466,757	1,950,595
40010 - SALARIES-REGULAR	1,589,895	1,617,337	1,530,997	1,706,445	1,427,170	1,806,409
40011 - SALARIES-PART TIME	11,351	9,244	-	50,544	-	47,736
40020 - SALARIES-OVERTIME	24,551	51,501	57,347	51,500	8,412	23,500
40030 - SALARIES-LONGEVITY	87,050	83,583	62,875	68,538	29,875	66,900
40031 - SALARIES-SICK PAY INCENTIVE	1,610	1,505	1,435	1,925	700	5,400
40032 - SALARIES-MED EXP REIMB	1,000	1,000	800	650	600	650
41 - PAYROLL LIABILITIES	689,414	696,910	799,850	716,793	683,308	785,069
41010 - SOCIAL SECURITY TAXES	128,887	134,182	125,346	141,418	111,269	149,144
41021 - WORKERS COMPENSATION	56,756	58,235	55,214	72,721	60,970	68,307
41023 - UNEMPLOYMENT	-	-	-	-	-	-
41024 - PENSION ALLOCATION	101,399	101,566	173,847	70,559	97,354	114,873
41026 - MEDICAL INS PREMIUMS	383,811	385,177	427,925	409,195	397,650	429,303
41027 - GROUP LIFE & DISABILITY	18,562	17,750	17,518	22,900	16,065	23,442
42 - EMPLOYEE DEVELOPMENT	-	-	-	7,500	9,375	7,500
42040 - PROFESSIONAL DEVELOPMENT	-	-	-	7,500	9,375	7,500
43 - SUPPLIES & MATERIALS	5,280	9,772	8,388	10,518	13,063	14,000
43045 - POSTAGE	-	-	-	-	2,900	-
43050 - OPERATING SUPPLIES	5,280	9,772	8,388	10,518	10,163	14,000
44 - CONTRACT SERVICES	659,529	559,224	733,925	778,022	742,432	762,000
44031 - UNIFORMS	1,129	1,181	9,240	7,100	5,877	10,000
44032 - BOOT ALLOWANCE	5,335	-	6,048	10,400	3,097	-
44050 - DISPOSAL FEES	650,964	555,816	716,604	758,522	731,431	750,000
44080 - CREDIT CARD FEES	1,788	2,228	2,034	2,000	2,027	2,000
44110 - CONTRACTED SVS-GENERAL	314	-	-	-	-	-
45 - UTILITIES	1,640	1,421	1,507	1,500	861	1,500
45022 - COMMUNICATIONS	1,640	1,421	1,507	1,500	861	1,500
46 - FLEET	140,768	131,179	201,228	260,081	177,612	272,500
46010 - GAS OIL LUBRICANTS	55,442	75,838	124,371	167,595	108,974	167,500
46020 - TIRES BATTERIES ACC	24,356	20,180	30,870	22,000	28,981	30,000
46030 - REPAIR PARTS	24,189	34,767	32,860	35,486	35,331	40,000
46040 - CONTRACTED MAINT & RPRS	36,782	394	13,127	35,000	4,327	35,000
Grand Total	3,044,514	2,982,175	3,231,198	3,497,017	2,935,927	3,636,164

Radnor Township, PA
2024 Board Approved Budget

General Fund #01 | Public Works Highway

Radnor Township, PA
Public Works Department: Highway Maintenance
2024 Operating Budget Narrative



Department Summary:

The Public Works Department’s Highway Division is responsible for maintenance, and repair of the Township’s streets, inlets, and storm sewer, as well as traffic signals, streetlights, and signs.

One of the largest single tasks the Highway Division has is the fall leaf collection program. Leaves are collected from over 7,000 properties in the Township, two times, each fall. Other Public Works Divisions assist in this task. The leaf collection program also includes the composting of the collected leaves at Skunk Hollow. One of the main tasks of the Highway Division is snow removal.

The Highway Division repairs potholes, sweeps streets, patches streets, installs street name signs as well as regulatory signs, installs pavement markings, as well as repairing inlets and storm sewer pipes.

Service / Program Descriptions: Streets & Highways – Highways General Services

Name	Description
Signalized Intersections 01430204	<p>The Township owns and maintains forty-six signalized intersections, twenty-three school flashers, and seventeen other flashing devices. Although maintenance and operations are funded by the Township, the timing of the traffic signal is controlled by the Pennsylvania Department of Transportation (Penn DOT).</p> <p>Annual inspection and repairs are performed by an outside contractor, awarded by sealed bid. The signs and pavement markings corresponding to the signalized intersections are maintained by Public Works personnel. (Higgins Electric)</p>
Sign Maintenance/Signage 01430204	<p>The Township is responsible for all regulatory signage, including speed limit signs up to and including 35 MPH signs. Aside from the sign maintenance, the Public Works Department installs signs as determined by the Radnor Township Police Department and Staff Traffic Committee, as well metered spaces in the municipal lots. (H.A. Weigand, Municipal Supply)</p>
Street Lights 01430205	<p>The Township’s streetlights are maintained by an outside firm, chosen through the sealed bidding process. (Higgins Electric)</p>
Road Repairs 01430208	<p>The Public Works Department (PWD) is responsible for pothole repair and patching, curb repair, as well as the Township’s annual street resurfacing project.</p>

Radnor Township, PA
Public Works Department: Highway Maintenance
2024 Operating Budget Narrative



Name	Description
Road Repairs - Continued	The street resurfacing project is a capital project funded by the Township’s State Liquid Fuels Fund. The Public Works Department maintains the Township’s 85.66 miles of streets. Streets such as Lancaster Avenue, Sproul Road, Bryn Mawr Avenue, Goshen Road, Darby Paoli Road and Conestoga Road are maintained by the Pennsylvania Department of Transportation (Penn DOT). There are 33.59 miles of State streets that traverse Radnor Township.
Street Sweeping 01430202	The Public Works Department (PWD) sweeps streets throughout the year, with the goal of sweeping all Township owned streets three times per year. Street sweeping is done in conjunction with our MS4 permit for stormwater quality and is also performed after severe weather events.
Leaf Collection 01430209	Public Works provides the service of curbside pickup of all Township residents’ leaves. Each of the three service districts are provided two collection periods. All leaves are composted at Skunk Hollow. Leaf collection not only allows the residents an easy method for leaf removal, but it also provides for clean streets and inlets. All divisions of the Public Works Department: highway, sewer, solid waste, and parks are used in this large endeavor.
Skunk Hollow Composting Site & Christmas Tree Recycling	All leaves collected from the leaf collection program are composted at Skunk Hollow. Composted leaves are made available for residents’ use at seven locations designated by the Environmental Advisory Committee. Leaf composting is a natural way to recycle. Residents Christmas trees are picked up curbside by Public Works personnel, approximately thirty tons of trees are recycled each year.
Storm Sewer Maintenance 01430207	<p>The PWD maintains the Township’s stormwater inlets (approximately one thousand five hundred) and storm sewer pipes (approximately fifty-seven miles).</p> <p>The Township aims to be proactive in cleaning inlets before and after large storms. This is an attempt to reduce flooding and street ponding, as well as follow MS4 requirements. The condition of our stormwater infrastructure, like in municipalities across the country, is in disrepair. The Township enacted a Stormwater Fee to provide a dedicated funding source for capital stormwater related projects. Certain maintenance projects, once fully evaluated, may become capital projects. If the project is approved, the Stormwater Fee funds these capital projects. Normal maintenance is funded through the “01” account, the Township’s general Fund.</p>

Radnor Township, PA
Public Works Department: Highway Maintenance
2024 Operating Budget Narrative



Name	Description
Snow Removal 01430201	The PWD performs snow removal on the Township’s 85.66 miles of streets, as well as all 33.59 miles of Penn DOT streets (Lancaster Avenue, Conestoga Road, etc.). All streets in Radnor Township are cleared by the PWD. This service utilizes all divisions of the PWD: highway, parks, solid waste, sewer, and vehicle maintenance.
Special Events & Other Services	The highway division helps with many events such as the Fall Festival and Music Festival. The highway division also cleans the sidewalks and streets of the Wayne Business District twelve times per year, hangs holiday banners in Wayne, cleans traffic islands, provides barricades for block parties, and other tasks that may arise.

Line-Item Descriptions: Streets & Highways – Highways General Services

Line Item	Description
Uniforms 44031	Contractually required safety shirts and sweatshirts
Office Supplies 43040	Computer printer paper, pens & pencils, printer ink (Office Basics)
Postage 43045	Postage of mailings sent by the PWD (USPS)
Operating Supplies 43050	Asphalt, stone, safety equipment, tools, restoration items (erosion control fabric), seed – Purchased from various vendors: (Knowlton Supply, Home Depot, Do It Best Hardware, Glasgow Quarries)
Rentals 44030	Used for short term rental of equipment needed for specific projects that are not in the Township’s fleet
Dues and Subscriptions 42041	Membership in the American Public Works Association, Arbor Day Foundation, and for training of highway division personnel (LTAP, APWA, DVIT)
Contractual Services 44110	This funds employee drug testing mandated for all Commercial Driver’s License holders, as well as PA One Call, which all excavators are required to use by law, for the mark out of utilities (PA One Call)
Maintenance and Repair of Machinery and Equipment 44311	This account funds repairs by outside firms, as well as parts for PWD vehicles and equipment: front end loaders, backhoes, dump trucks, pickup trucks, leaf vacuums, and other equipment (Volvo Service, Keil Welding, Gran Turk, Parts Service Inc., G.L.Sayre.

Radnor Township, PA
Public Works Department: Highway Maintenance
2024 Operating Budget Narrative



Line Item	Description
Maintenance and Repair of Communication Equipment 44314	This account is used for repairs to the PWD's low band two-way radios, which are in all trucks and equipment
Gas, Oil, and Lubricants 46010	All purchased for fuel (gasoline & diesel – vendor determined by sealed bid), fluids, and grease are funded by this account. (currently Petro Choice, Riggins)
Tires, Batteries, and Accessories 46020	Tires for all highway equipment, batteries, and replacement parts. (Ardmore tires, NAPA, CCC)
Repair Parts 46030	All repair parts for the highway division are funded by this account. (NAPA Auto Parts, Gran Turk, Parts Service Inc., Mathews Ford, Del Chevrolet, Penn Jersey, Volvo, GL Sayre, Giles and Ransome)
Street Sweeping Contractual Services 01430202-44110	The cost is for the removal of street sweeping debris. Other than leaves which are composted, street sweeping debris must be disposed of as solid waste. (Trucking fees by sealed bid, Delaware County Solid Waste Authority)
Snow and Ice Removal Operating Supplies 01430201-43050	This line item funds de-icing salt, magnesium chloride and snow meals. (Oceanport for 2019-2020, Minella's, Municipal Supply, HA DeHart,)
Snow and Ice Removal Contractual Services 01430201-44110	This line item funds the trucking costs for hauling snow from all municipal parking areas. (Trucking firms vary, TBD.)
Traffic Signals and Signs Traffic Signal Electric 01430204-45020	This account is for utilities (electric) for all signalized intersections, school flashers and miscellaneous flashing devices (parks, curve, etc.) (PECO)
Traffic Signals and Signs Operating Supplies 01430204-43050	This line item funds all signs, posts, bulbs, and other miscellaneous supplies utilized for the maintenance, repair and installation of all traffic signals and signs. (H.A. Weigand, General Highway, Charles Higgins & Sons, Do It Best Hardware)
Traffic Signals and Signs Maintenance and Repair Traffic Signals 01430204-44312	This line item funds the purchase of all signalized intersection repair parts, as well work done by our signal contractor. (General Highway, Charles Higgins & Sons, Armour & Sons, Electrical Supply)
Street Lighting 01430205	This line item funds the utility (electric) costs associated with operating all streetlights on Township and state roads. (PECO)

Radnor Township, PA
Public Works Department: Highway Maintenance
2024 Operating Budget Narrative



Line Item	Description
Street Lighting Maintenance and Repair Street Lighting 01430205-44310	This line item covers all repair and replacement parts for Township owned streetlights, by our street light contractor, chosen via sealed bid. (Charles Higgins & Sons Electric)
Curbs and Sidewalks Operating Supplies 01430206-43050	This line item funds the cost of supplies associated with curb and sidewalk (on Township owned facilities) repair and maintenance, including restoration from the repair. (Marinelli Concrete, Glasgow, Do It Best Hardware, Home Depot, Knowlton Supplies)
Drainage Operating Supplies 01430207-43050	This line item funds the cost of supplies used in storm sewer pipe repair, inlet repair, swales, headwalls, including restoration. The material used: bricks, mortar, pipe, asphalt, stone, seed, concrete. (Marinelli Concrete, Lane Pipe, Knowlton Supply, Glasgow Quarry)
Road Maintenance and Repair Operating Supplies 01430208-43050	This line item funds the cost of supplies associated with road repairs, including asphalt, stone, sealer, asphalt saw blades. (Glasgow, Norris Sales, Do It Best Hardware, Home Depot)
Road Maintenance and Repair Rentals 01430208-44030	This line item funds the cost of equipment rentals for road repairs, such as attachments to the skid steer, or equipment not in the Township fleet. (Norris Sales, New Holland Equipment, Knox Rentals, Norris Sales and Rentals)
Road Maintenance and Repair Contractual Services 01430208-44110	This line item funds the cost of hauling and dumping of road repair debris at the landfill; the cost of the tipping fee and/or trucking. (Delaware County Solid Waste Authority, trucking TBD.)

Projection 24001 - 2024 Operating Budget
 Fund 001 - GENERAL FUND
 Account Status Active
 Department 430 - PUBLIC WORKS

	2020	2021	2022	2023	2023	2024
	Actual	Actual	Actual	Revised Budget	YTD Actual	Board Approved
Revenue	(149,414)	(32,258)	(158,283)	(141,720)	(118,420)	(158,720)
43002 - INFRASTRUCTURE	(149,414)	(32,258)	(158,283)	(141,720)	(118,420)	(158,720)
03 - LICENSES & PERMITS	(1,500)	(7,925)	(6,200)	(5,000)	(750)	(5,000)
31120 - SEWAGE ENFORCEMENT	(1,500)	(7,925)	(6,200)	(5,000)	(750)	(5,000)
06 - GRANTS AND GIFTS	(147,914)	(24,333)	(152,083)	(136,720)	(117,670)	(153,720)
30450 - COUNTY HWY. AID	(36,720)	-	(36,720)	(36,720)	-	(36,720)
30490 - STATE SNOW REMOVAL SHARE	(111,194)	(24,333)	(115,363)	(100,000)	(117,670)	(117,000)
Expense	1,844,539	2,123,843	2,393,328	2,422,196	2,167,660	2,532,870
43001 - PUBLIC WORKS ADMINISTRATION	19,369	17,908	40,127	-	26,677	-
40 - WAGES & COMPENSATION	18,020	16,654	37,318	-	24,814	-
40010 - SALARIES-REGULAR	2,751	-	-	-	-	-
40011 - SALARIES-PART TIME	-	-	-	-	-	-
40020 - SALARIES-OVERTIME	15,269	16,654	37,318	-	24,814	-
41 - PAYROLL LIABILITIES	1,349	1,255	2,809	-	1,863	-
41010 - SOCIAL SECURITY TAXES	1,349	1,255	2,809	-	1,863	-
43 - SUPPLIES & MATERIALS	-	-	-	-	-	-
43050 - OPERATING SUPPLIES	-	-	-	-	-	-
43002 - INFRASTRUCTURE	1,818,178	2,085,135	2,332,680	2,417,196	2,135,156	2,526,870
40 - WAGES & COMPENSATION	839,982	1,019,999	1,201,798	1,173,359	1,030,825	1,203,150
40010 - SALARIES-REGULAR	708,965	840,620	1,007,672	975,644	922,334	1,049,720
40011 - SALARIES-PART TIME	273	8,478	-	-	-	-
40020 - SALARIES-OVERTIME	43,005	88,751	110,631	134,150	66,941	70,055
40030 - SALARIES-LONGEVITY	85,275	80,106	81,725	61,950	39,950	79,420
40031 - SALARIES-SICK PAY INCENTIVE	1,365	945	770	700	700	3,040
40032 - SALARIES-MED EXP REIMB	1,100	1,100	1,000	915	900	915
41 - PAYROLL LIABILITIES	444,029	434,223	408,119	440,771	467,023	463,170
41010 - SOCIAL SECURITY TAXES	62,858	76,891	90,040	88,495	77,319	92,696
41021 - WORKERS COMPENSATION	36,038	37,068	31,976	42,015	35,226	39,465
41023 - UNEMPLOYMENT	-	-	-	-	-	-
41024 - PENSION ALLOCATION	84,215	88,637	85,348	77,678	77,232	81,842
41026 - MEDICAL INS PREMIUMS	247,175	218,019	186,156	216,918	263,687	232,968
41027 - GROUP LIFE & DISABILITY	13,742	13,609	14,599	15,665	13,560	16,199
42 - EMPLOYEE DEVELOPMENT	464	-	2,900	5,200	4,177	5,200
42040 - PROFESSIONAL DEVELOPMENT	149	-	2,900	5,000	4,177	5,000
42041 - DUES & SUBSCRIPTIONS	315	-	-	200	-	200
43 - SUPPLIES & MATERIALS	42,785	129,991	105,819	190,204	77,650	195,500
43040 - OFFICE SUPPLIES	500	616	552	1,500	935	1,500
43045 - POSTAGE	-	-	-	-	75	-
43050 - OPERATING SUPPLIES	42,285	129,375	105,267	188,704	76,640	194,000
44 - CONTRACT SERVICES	186,200	167,611	259,246	232,812	284,382	310,850
44030 - RENTALS	-	-	-	-	-	-
44031 - UNIFORMS	2,300	666	5,320	5,100	3,320	7,500
44032 - BOOT ALLOWANCE	3,546	-	3,689	9,200	1,677	4,000
44080 - CREDIT CARD FEES	21	-	-	50	-	50
44110 - CONTRACTED SVS-GENERAL	10,683	20,861	4,316	16,000	2,987	88,000
44111 - CONTRACTED SVS-EMRG SS	-	184	700	-	700	800
44310 - M&R-BLDGS.&FIXTURES	78,327	60,947	84,003	67,579	74,672	60,000
44311 - M&R-MACHINERY&EQUIP.	4,206	9,173	12,581	22,039	39,951	25,000
44312 - M&R-TRAFFIC SIGNALS	87,117	75,781	148,421	112,344	161,074	125,000
44314 - M&R-COMMUNICATIONS EQPT	-	-	216	500	-	500
45 - UTILITIES	172,896	192,707	231,776	196,500	182,840	167,000
45020 - UTILITIES-TRAFFIC SIGNALS	10,057	13,355	18,176	11,000	12,446	12,000
45021 - UTILITIES-STREET LIGHTING	159,291	176,980	210,220	180,000	167,728	150,000
45022 - COMMUNICATIONS	3,548	2,372	3,380	5,500	2,666	5,000
46 - FLEET	79,199	102,533	122,521	147,350	87,412	149,500

Projection 24001 - 2024 Operating Budget
 Fund 001 - GENERAL FUND
 Account Status Active
 Department 430 - PUBLIC WORKS

	2020	2021	2022	2023	2023	2024
	Actual	Actual	Actual	Revised Budget	YTD Actual	Board Approved
46010 - GAS OIL LUBRICANTS	25,701	37,960	65,408	72,794	59,162	80,000
46020 - TIRES BATTERIES ACC	6,561	14,689	5,775	15,000	1,901	15,000
46030 - REPAIR PARTS	31,398	34,584	50,027	39,556	23,977	34,500
46040 - CONTRACTED MAINT & RPRS	15,538	15,300	1,312	20,000	2,372	20,000
48 - CAPITAL OUTLAY	52,624	38,070	500	31,000	846	32,500
48100 - MINOR OFFICE EQUIPMENT	-	1,350	500	1,000	846	2,500
48213 - ROAD RESURFACING	52,624	36,720	-	30,000	-	30,000
43006 - SEWER	6,992	20,800	20,521	5,000	5,828	6,000
40 - WAGES & COMPENSATION	6,506	17,465	18,469	5,000	5,421	5,000
40010 - SALARIES-REGULAR	3,443	11,184	8,579	-	4,082	-
40011 - SALARIES-PART TIME	-	-	-	-	-	-
40020 - SALARIES-OVERTIME	3,062	6,281	9,891	5,000	1,339	5,000
41 - PAYROLL LIABILITIES	486	1,304	1,382	-	407	-
41010 - SOCIAL SECURITY TAXES	486	1,304	1,382	-	407	-
43 - SUPPLIES & MATERIALS	-	39	-	-	-	-
43050 - OPERATING SUPPLIES	-	39	-	-	-	-
46 - FLEET	-	1,992	670	-	-	1,000
46030 - REPAIR PARTS	-	1,992	670	-	-	1,000
Grand Total	1,695,125	2,091,585	2,235,045	2,280,476	2,049,240	2,374,150

Radnor Township, PA
2024 Board Approved Budget

General Fund #01 | Public Works Mechanics

Radnor Township, PA
Public Works Department: Mechanics
2024 Operating Budget Narrative



Department Summary:

The Public Works Department Fleet Maintenance Division is responsible for keeping over 130 pieces of vehicles, equipment and trailers inspected, maintained, and in good operating order. These are all Township rolling stock, servicing all departments: Police, Engineering, Public Works, Recreation and Community Programming, Community Development, and Administration.

The three-person division performs State inspections, performs repairs, and installs tires. The Fleet Maintenance Division is also an integral part of the Township’s winter operations; from repairing trucks to plowing streets.

Service / Program Descriptions: Mechanics

Name	Description
Vehicle Maintenance 01430500	The Fleet Maintenance Department is responsible for the maintenance and repair of 130 vehicles and equipment. The mechanics perform tasks such as welding, as well as minor and major equipment repair. In house repairs reduce down time and expenses.
Miscellaneous Responsibilities	The fleet Maintenance Department is responsible for the state inspections of all vehicles within the township fleet. The department maintains records of all state inspection stickers and regulations. The department must maintain up to date records regarding DEP in ground fuel storage tanks registrations, inspections and permit certificates. The department is also responsible to assist in composing bid specifications for vehicles, equipment, fuel, and lubricants purchased by the township. This division also assists in snow removal operations.

Line-Item Descriptions: Mechanics

Line Item	Description
Operating Supplies 43050	Items such as degreaser, rags, nuts, bolts, tools, wire, cleaner, and other items used. (NAPA, Parts Service, GL Sayre, Giles and Ransome, HA DeHart, Truck Supply)
Communications 45022	This fee is for the telephone (land line) service as well as the foreman’s cell phone. (Sprint, Verizon)
Uniforms 44031	The three mechanics, due to the nature of their work, are provided uniforms via a uniform service. (Cintas)

Radnor Township, PA
Public Works Department: Mechanics
2024 Operating Budget Narrative



Line Item	Description
Gasoline, Oil & Lubricants	This line item funds the cost of all fuel and fluids used in operating the Fleet Maintenance Division, a utility truck with welding and tool carrying capabilities, and a pickup truck with a fuel tank. (Fuel and lubricants suppliers are determined by sealed bid)
Tires, Batteries & Accessories	This line item funds the tires, batteries, and for the two fleet maintenance vehicles. (Ardmore Tire, NAPA)
Repair Parts	Repair parts for the two fleet maintenance vehicles are funded by this line item. (Del Chevrolet, Videon, Matthews Ford)

Projection 24001 - 2024 Operating Budget
 Fund 001 - GENERAL FUND
 Account Status Active
 Department 430 - PUBLIC WORKS

	2020	2021	2022	2023	2023	2024
	Actual	Actual	Actual	Revised Budget	YTD Actual	Board Approved
Expense	358,808	355,837	398,866	420,666	366,668	449,144
43005 - MECHANICS	358,808	355,837	398,866	420,666	366,668	449,144
40 - WAGES & COMPENSATION	236,270	226,093	243,427	255,435	228,874	280,961
40010 - SALARIES-REGULAR	219,631	203,430	222,699	237,510	219,537	265,711
40011 - SALARIES-PART TIME	-	-	-	-	-	-
40020 - SALARIES-OVERTIME	7,140	14,358	14,353	11,200	6,013	7,500
40030 - SALARIES-LONGEVITY	9,050	7,750	6,275	6,625	3,225	7,650
40031 - SALARIES-SICK PAY INCENTIVE	350	455	-	-	-	-
40032 - SALARIES-MED EXP REIMB	100	100	100	100	100	100
41 - PAYROLL LIABILITIES	100,542	103,095	120,053	129,843	114,770	139,033
41010 - SOCIAL SECURITY TAXES	17,788	16,993	18,229	18,776	17,127	20,806
41021 - WORKERS COMPENSATION	8,018	8,467	7,597	11,214	9,402	10,533
41023 - UNEMPLOYMENT	-	-	-	-	-	-
41024 - PENSION ALLOCATION	14,239	15,105	15,252	14,013	12,522	15,505
41026 - MEDICAL INS PREMIUMS	58,268	60,287	76,764	83,044	73,631	89,260
41027 - GROUP LIFE & DISABILITY	2,228	2,242	2,210	2,796	2,088	2,929
43 - SUPPLIES & MATERIALS	8,214	11,703	18,019	16,099	9,893	10,000
43050 - OPERATING SUPPLIES	8,214	11,703	18,019	16,099	9,893	10,000
44 - CONTRACT SERVICES	10,115	9,458	12,751	13,135	8,837	12,900
44031 - UNIFORMS	9,301	9,458	11,828	11,785	8,450	12,000
44032 - BOOT ALLOWANCE	814	-	924	1,350	387	900
45 - UTILITIES	1,071	1,801	1,922	1,750	1,651	1,750
45022 - COMMUNICATIONS	1,071	1,801	1,922	1,750	1,651	1,750
46 - FLEET	2,596	3,687	2,694	4,404	2,643	4,500
46010 - GAS OIL LUBRICANTS	2,596	3,687	2,694	4,404	2,643	4,500
46030 - REPAIR PARTS	-	-	-	-	-	-
Grand Total	358,808	355,837	398,866	420,666	366,668	449,144

Radnor Township, PA
2024 Board Approved Budget

General Fund #01 | Public Works Park Maintenance

Radnor Township, PA
Public Works Department: Parks Maintenance
2024 Operating Budget Narrative



Department Summary:

The Public Works Department’s Parks Maintenance Division (PMD) maintains the Township’s twenty-five parks and recreational facilities, maintains the Radnor Trail as well as other trails in Skunk Hollow, Ithan Valley Park, and the Willows. This division also supports the Recreation and Community Programming Department for their events.

The Parks Maintenance Division also serves as the in-house tree division. The Parks Maintenance Division makes up half of our snow fighting group, as well as assists on leaf collection.

Service / Program Descriptions: Parks Maintenance

Name	Description
Grass Cutting, String Trimming, Flower Bed Maintenance, Shrubbery Trimming and Leaf Removal 01430400	The Parks Maintenance Division (PMD) is responsible for maintaining all Township owned parks, playgrounds, and athletic fields. The Township’s parks are well maintained and provide a great atmosphere for active and passive recreation, as well staging for many of the Recreation Department’s events and programs.
Athletic Field Maintenance	The Parks Maintenance Division of the Public Works Department strives to maintain the Township’s athletic fields at a high level. Weather permitting, ball fields are groomed three times per week, and athletic fields are cut two times per week.
Tree removal 01430403	The PMD performs our in-house tree work throughout the year. Township crews will remove trees within the township right-of-way and in our parks. For trees beyond our equipment’s capability, outside vendors are used. Parks Maintenance crews are also responsible to remove fallen trees on township roadways because of storm damage.
Miscellaneous	The Parks Department provides the following additional services: fence repairs and clearing, trash collection at playing fields and in the parks, cleaning and restocking all comfort stations, roadside mowing, maintenance of all picnic tables, grills and trash receptacles, cleaning of gutters on all township owned buildings, set up and clean up for the summer concert series and the maintenance of all gateway enhancement installations.

Radnor Township, PA
Public Works Department: Parks Maintenance
2024 Operating Budget Narrative



Line-Item Descriptions: Parks Maintenance

Line Item	Description
Utilities 45010	This line item funds the cost of all utilities associated with our parks, comfort stations and lighted ball fields. (Aqua Pa, PECO, Potty Queen)
Communications 45022	This line item funds the cost of the Parks Maintenance Division's cell phones and truck radio maintenance and repairs. (Verizon)
Uniforms 44031	This line item funds contractually obligated cost of tee shirts and sweatshirts, safety green. (Flocco's Discount Clothing)
Operating Supplies 43050	This line item funds the cost of turf supplies, ball field clay (diamondtex), comfort station supplies, string trimmer line, safety supplies, fence repair parts, erosion blanket, wood carpet for tot lots, pitcher plates, bases, basketball nets and other miscellaneous landscape supplies. (Home Depot, Knowlton Supplies, Berwyn Lawn Mower, Main Line Mower, Cherry Valley Tractor)
Professional Development 42040	This line item funds the cost of seminars on Playground Safety Inspections, required CEU's for pesticide and herbicide licensing, and other miscellaneous trade shows related to turf and playground maintenance.
Dues and Subscriptions 42041	This line item funds memberships in the Pennsylvania Turf Council, Pesticide Licenses, and publications related to grounds maintenance.
Contractual Services 44110	This line item funds the cost of maintenance contracts for the sprinkler system at Ditmar Park, and the fountains at the Willows. (Knox Rentals, Sharkey Sprinkler).
Maintenance and Repair Buildings and Fixtures 44310	This line item funds repairs to comfort stations, playground equipment and other miscellaneous fixtures.
Maintenance and Repair Machinery and Equipment 44311	This line item would fund the cost of repairs to tractors, mowers, blowers, brush chipper and other miscellaneous equipment. (Main Line Mower, New Holland Equipment, Berwyn Lawn Mower, Cherry Valley Tractor).

Projection 24001 - 2024 Operating Budget
 Fund 001 - GENERAL FUND
 Account Status Active
 Department 430 - PUBLIC WORKS

	2020	2021	2022	2023	2023	2024
	Actual	Actual	Actual	Revised Budget	YTD Actual	Board Approved
Expense	1,540,712	1,977,090	2,169,477	1,772,439	1,808,501	2,017,790
43004 - PARK MAINTENANCE	1,540,712	1,977,090	2,169,477	1,772,439	1,808,501	2,017,790
40 - WAGES & COMPENSATION	793,041	1,024,952	996,539	915,646	881,715	1,070,516
40010 - SALARIES-REGULAR	710,240	885,376	885,488	832,697	828,651	999,441
40011 - SALARIES-PART TIME	100	1,151	-	-	-	-
40020 - SALARIES-OVERTIME	30,646	82,381	66,520	42,150	30,114	26,550
40030 - SALARIES-LONGEVITY	50,475	54,325	42,975	39,819	21,425	41,570
40031 - SALARIES-SICK PAY INCENTIVE	980	1,120	1,155	665	1,225	2,640
40032 - SALARIES-MED EXP REIMB	600	600	400	315	300	315
41 - PAYROLL LIABILITIES	446,526	441,822	476,037	305,994	349,180	363,774
41010 - SOCIAL SECURITY TAXES	59,474	77,194	75,047	68,552	66,365	81,848
41021 - WORKERS COMPENSATION	37,712	38,101	25,576	44,517	37,324	41,815
41023 - UNEMPLOYMENT	-	-	-	-	-	-
41024 - PENSION ALLOCATION	68,387	72,563	108,806	42,781	47,651	58,815
41026 - MEDICAL INS PREMIUMS	268,292	241,763	248,249	145,157	189,101	176,268
41027 - GROUP LIFE & DISABILITY	12,660	12,201	18,359	4,987	8,740	5,028
42 - EMPLOYEE DEVELOPMENT	391	567	2,330	3,535	4,785	5,000
42040 - PROFESSIONAL DEVELOPMENT	356	532	2,260	3,500	4,775	5,000
42041 - DUES & SUBSCRIPTIONS	35	35	70	35	10	-
43 - SUPPLIES & MATERIALS	52,179	52,025	67,575	67,480	72,721	90,500
43050 - OPERATING SUPPLIES	52,179	52,025	67,575	67,480	72,721	90,500
44 - CONTRACT SERVICES	162,170	348,233	461,822	349,400	352,483	342,000
44031 - UNIFORMS	1,852	787	5,613	5,300	3,665	6,000
44032 - BOOT ALLOWANCE	3,399	-	2,750	5,650	1,677	3,500
44051 - BIG TREE PLANTING	-	-	-	-	-	-
44110 - CONTRACTED SVS-GENERAL	140,736	334,645	423,430	309,950	338,740	305,000
44310 - M&R-BLDGS.&FIXTURES	4,515	8,465	16,741	16,000	2,627	15,000
44311 - M&R-MACHINERY&EQUIP.	11,669	4,336	13,287	12,500	5,774	12,500
45 - UTILITIES	46,875	69,704	71,320	49,759	62,093	52,000
45010 - UTILITIES	44,084	67,664	69,441	47,759	61,167	50,000
45022 - COMMUNICATIONS	2,791	2,040	1,878	2,000	927	2,000
46 - FLEET	38,557	37,851	82,553	70,624	77,510	84,000
46010 - GAS OIL LUBRICANTS	14,802	23,990	45,030	41,175	38,557	45,000
46020 - TIRES BATTERIES ACC	4,048	2,512	3,740	5,000	12,424	8,000
46030 - REPAIR PARTS	8,432	7,995	31,038	19,450	25,457	26,000
46040 - CONTRACTED MAINT & RPRS	11,275	3,354	2,745	5,000	1,072	5,000
48 - CAPITAL OUTLAY	974	1,936	11,301	10,000	8,014	10,000
48100 - MINOR OFFICE EQUIPMENT	974	1,936	11,301	10,000	8,014	10,000
Grand Total	1,540,712	1,977,090	2,169,477	1,772,439	1,808,501	2,017,790

Radnor Township, PA
2024 Board Approved Budget

General Fund #01 | Parks & Recreation

Radnor Township

Department of Parks & Recreation

2024 Operating Budget Narrative



Department of Parks & Recreation Responsibility:

The Radnor Township Department of Parks & Recreation is responsible for the administration and management of year-round recreational programming and community events and the Township parks and recreation facilities. The Department aims to serve the best interests of residents by offering an array of recreational opportunities while maintaining a secure environment that enhances quality of life. The Department is comprised of a Director and three full-time staff members; 45+ part-time, seasonal staff members; 50+ seasonal, contracted vendors and staff; 50+ program and event volunteers; and a summer internship program.

Recreational Programming and Community Events

- Development and implementation of 200+ annual recreation programs and community events for all ages including camps, health and wellness initiatives, excursions, and discount ticket program with annual participation at 20,000+.
- Accomplished by using 30+ facilities throughout the Township including Radnor Activity Center at Sulpizio Gymnasium, Township parks, private and public schools including Radnor School District.
- Led and managed by Department full and part-time, seasonal staff and vendors, and in cooperation with other Township Departments, and local businesses and organizations.
- Oversee curriculum development, health and safety management, on-site logistics and set-up, and the procurement of all related operating equipment.
- Conduct ongoing needs assessments to measure success in meeting the needs of the community.
- Conduct all related marketing and advertising for Department services including graphics design of materials and publications, parks and recreation webpages, and cross promotions with organizations and businesses; production of a weekly e-newsletter to residents and daily social media communications; and filming promotional segments for Radnor 411 and Main Line Network.
- Development and management of Department Sponsorship Program totaling 150+ unique contributions annually comprised of monetary, in-kind, and services along with the corresponding agreement/benefits development with the involved businesses, organizations, and individuals.
- Development and management of Department community-based partnerships including 250+ organizations, businesses, and individuals annually that take the form of collaborations in event delivery, promotional synergies, sponsorships and other strategic cooperative ventures such as public-private partnerships relative to programming and events and parks and recreation facilities.
- Oversee the Township's Advertising Policy & Plan.

Personnel and Vendor Management

- Responsible for hiring, supervising, and evaluating all staff and contracted services that provide leadership in programming areas along with managing the corresponding contractual agreements.
- Conduct a systematic approach to employee and vendor screening that includes compliance with the PA Child Protective Services Laws (Criminal Record Check, Child Abuse Clearance, and FBI Fingerprinting Report); structured trainings related to health and safety, child abuse and molestation, and emergency planning; professional assessments, and professionally guided policies on indemnification and insurance, risk, and legal.

Parks and Recreational Facilities

- **24 parks / 16 open space areas** – (two owned by Radnor Township School District) totaling 450+ acres including active recreational amenities such playgrounds and ballfields, and passive recreational features such as scenic views and natural landscapes, and wooded trails and open space, for the recreational pleasure of Radnor Township residents.

Radnor Township
Department of Parks & Recreation
2024 Operating Budget Narrative



- **Radnor Activity Center at Sulpizio Gymnasium** - leased to the Township by Radnor School District, part of the former Radnor Middle School, renovated in 2008 for use by residents and organizations consisting of a full size, gymnasium that is available for Department-led recreational programming, special events, and community rentals; Department oversees the general maintenance including the cleaning contract and major capital improvements.
- **Radnor Skatepark** - public skatepark with several standard ramp and box features such as quarterpipes, pyramid and fly box obstacles, handrails and grind ledges.
- **The Willows Park, Mansion, and Cottage** - 47-acre estate property owned by Radnor Township. The Township works in cooperation with the Willows Park Preserve (WPP) under an approved lease agreement to restore, maintain, and operate the Willows Mansion. The Department works with the WPP to coordinate park usage and events as well as formal usage and programming of the park, picnic areas, and Cottage.
- **Radnor Multipurpose Trail & Trail System** – 2.4-mile walking/biking trail along the former P&W Trail Tracks and vast network of hiking trails and park walking paths in 16 locations.
- Oversee and administer the formal scheduling of activities, permitted usage, and operations and the maintenance (in cooperation with the Township Public Works Department) across the park system – includes group picnics at over 7 locations, pavilion usage at 2 locations, 2 tennis court locations, pickleball locations, 5 basketball court locations, 11 playgrounds, 12 ballfields at 8 locations, 11 multipurpose fields at 9 locations including Radnor Memorial Turf field with lights, 8 comfort stations, 5+ miles of trails; and several other park amenities such as parking lots, fencing, bridges, and walking paths; Department serves as the direct liaison to 50+ user groups throughout the year.
- Develop, recommend, and implement short- and long-term capital improvement projects in cooperation with the Engineering Department, Public Works Department, Parks & Recreation Board, and ultimately the Board of Commissioners.
- Coordinate scout projects, parks and trail clean ups, student service projects, and other special community-related park and recreation facility projects and community events.
- Work closely with community sports and civic organizations to carry out their goals and objectives as they relate to the Township parks and recreation facilities in the best interests of the residents.

General Services and Administration

- Conduct ongoing strategic planning and development of short- and long-term priorities related to Department service delivery areas and drive to meet the quality of life interests of residents.
- Provide long- and short-term guidance and leadership on the operating and capital budget.
- Serve as the Township representative to the Parks & Recreation Board, Wayne Senior Center Board, and the Sports Legends of Delaware County Board; serve on the Township Safety Committee.
- Implement Department efficiencies and advance service delivery by conducting research and networking with professionals/organizations in the parks and recreation field – active member of the National Recreation & Parks Association; PA Recreation & Parks Society; Programmer’s Exchange Network; and the American Camp Association.
- Conduct annual risk and legal assessments, review of policies and procedures, and usage fees.
- Administer daily finances including revenue and expenses; process registrations via MyRec online registration system, income receipts, and documentation of facility usages; develop performance reports for all service areas.
- Serve as a community resource and direct liaison by providing information by phone, email, and in-person on Department and Township services, community events, and community civic and sports organizations within the Township.

**Radnor Township
Department of Parks & Recreation
2024 Operating Budget Narrative**



Department Line Item Descriptions:

Recreation Administration

Line Item	Description
Office Supplies	Covers office/camp operating supplies for administration (e.g., notepads, pens, printer ink cartridges, folders, copier machine paper supply); business/promotional cards; board member nameplates; Department's expense portion for checks and the Township website.
Postage	Covers mailings for the community (e.g., project notices, camp communications when needed).
Professional Development	Allocates funding for classes, conferences, and webinars that expand staff knowledge and provide useful information to apply to the vast areas of Department services.
Dues and Subscriptions	Allocates funding for membership in various parks and recreation related organizations such as the national and state recreation and parks associations; subscriptions to resources that expand staff knowledge and provide useful information to apply to the vast areas of Department services.
Communications	Allocates funding for monthly cellular/data services for applicable Department staff and Radnor Day Camp.
Gas, Oil & Lubricants	Allocates funding to cover gas and fluids for the vehicle used by the Department which is shared with the Engineering Department.
Tires, Batteries and Accessories	Allocates funding to cover tires, batteries and additional accessories for the vehicle that is shared with the Engineering Department.
Repair Parts	Allocates funding to cover parts for the vehicle that is shared with the Engineering Department.
Contracted Maintenance and Repairs	Allocates funding to cover maintenance and parts for the vehicle that is shared with the Engineering Department.

**Radnor Township
Department of Parks & Recreation
2024 Operating Budget Narrative**



Recreation Programs

Line Item	Description
<p>Salaries: Part-Time/Seasonal</p>	<p>Allocates funding for seasonal, part-time staff needed to coordinate and lead summer camps, programming and events throughout the year; requires specialized skills and qualifications in order to lead and teach specific activities, camps, and programs. <i>The resources utilized in this area require the establishment of program/event proceeds or sponsorships to cover the costs; these expenditures vary based on the establishment of those proceeds.</i></p>
<p>Recreation Supplies</p>	<p>Allocates funding for Department items necessary for operating programs and events such as equipment and supplies for health and safety, sports, arts and crafts, and training; discount tickets; directional and promotional signage; apparel; awards and recognitions; hardware for parks such as keys and locks; and other miscellaneous parks and recreation related supplies. Program and event planning takes place on an evolving basis with several variables each year such as programs offered, leadership, participation, and purchasing needs. <i>Most of the items utilized in this area require the establishment of program/event proceeds or sponsorships to cover the full cost; these expenditures vary based on the establishment of those proceeds.</i></p>
<p>Rentals</p>	<p>Allocates funding for Department rentals and items such as facility rental fees for seasonal programming, transportation for seasonal and day camp trips, specialty vendors for items we rent and/or administer for community events such as two-way radios, safety lighting, entertainment, audio visual, and portable toiletries. Program and event planning takes place on an evolving basis with several variables each year such as programs offered, leadership, participation, and purchasing needs. <i>Most of the items utilized in this area require the establishment of program/event proceeds or sponsorships to cover the full cost; these expenditures vary based on the establishment of those proceeds.</i></p>
<p>Contractual Services</p>	<p>Allocates funding for Department services that require professional support vendors or individuals with specialized skills such as instructors and vendors for programming and events such as tennis, skateboarding, music, performing arts, various sports, music/movie agency licensing fees, entertainment, bands, food services, camp destinations, employee drug testing and background check services, job/promotional advertising; and online registration services. Program and event planning takes place on an evolving basis with several variables each year such as programs offered, leadership, participation, and purchasing needs. <i>Most of the items utilized in this area require the establishment of program/event proceeds or sponsorships to cover the full cost; these expenditures vary based on the establishment of those proceeds.</i></p>
<p>Credit Card Fees</p>	<p>Allocates funding for the credit card fees associated with credit card payment processing for services such as program registration, facility rentals, and other</p>

**Radnor Township
Department of Parks & Recreation
2024 Operating Budget Narrative**



Line Item	Description
	service areas. <i>Most of the costs in this area require the establishment of program/event proceeds to cover the full cost.</i>

Sulpizio Gym

Line Item	Description
Utilities	Allocates funding to cover building utility bills such as water, electric, and gas.
Communications	Allocates funding to cover internal phone lines that are needed for the fire/intrusion alarm system, internet that is needed for the remote electronic programmable entry system for doors, and related other expenses or repairs.
Operating Supplies	Allocates funding for minor building operational parts, hardware, and cleaning supplies; scoreboard supplies, and recreational programming equipment.
Contractual Services	Allocates funding for services that require professional support services or vendors related to the building for items such as the HVAC, electrical, plumbing, security and fire alarms, water filtration system. Also allocates funding for the professional support instructors or vendors for recreational programming and events that take place at the building. Program and event planning takes place on an evolving basis with several variables each year such as programs offered, leadership, participation, and purchasing needs. <i>Most of the program and event related costs in this area require the establishment of program/event proceeds or sponsorships to cover the full cost.</i>
Credit Card Fees	Allocates funding for credit card fees associated with credit card processing for building services such as program registration, facility rentals, and other service areas related specifically to Sulpizio Gym.
Maintenance and Repair: Buildings and Fixtures	Allocates funding to repair, replace, and maintain building items such as plumbing and bathroom fixtures, electrical parts, and equipment such as bleachers and basketball baskets, doorway configurations by security company, supplies for floor refinishing and cleaning, hardware supplies such as keys.
Maintenance and Repair: Machines and Equipment	Allocates funding to repair, replace, and maintain building machines and equipment such as HVAC, electrical, plumbing, and others.
Cleaning Contract	Allocates funding for Sulpizio Gym contracted cleaning company.

Projection 24001 - 2024 Operating Budget
 Fund 001 - GENERAL FUND
 Account Status Active
 Department 450 - REC & COMMUNITY PROGRAMMING

	2020	2021	2022	2023	2023	2024
	Actual	Actual	Actual	Revised Budget	YTD Actual	Board Approved
Revenue	(153,497)	(420,805)	(509,487)	(375,000)	(666,789)	(535,000)
45001 - RECREATION & COMM PROG ADMIN	(14,500)	(19,375)	(32,250)	(30,000)	(40,590)	(45,000)
07 - DEPARTMENTAL EARNING	(14,500)	(19,375)	(32,250)	(30,000)	(40,590)	(45,000)
45002 - RECREATION PROGRAMS	(116,224)	(351,705)	(435,616)	(325,000)	(555,163)	(430,000)
07 - DEPARTMENTAL EARNING	(116,224)	(351,705)	(435,616)	(325,000)	(555,163)	(430,000)
45003 - Sulpizio GYM/PROGRAMMING	(22,773)	(49,725)	(41,621)	(20,000)	(71,036)	(60,000)
07 - DEPARTMENTAL EARNING	(22,773)	(49,725)	(41,621)	(20,000)	(71,036)	(60,000)
Expense	468,412	613,946	781,947	854,633	788,546	910,581
45001 - RECREATION & COMM PROG ADMIN	370,353	405,574	483,131	461,693	445,811	505,146
40 - WAGES & COMPENSATION	275,227	287,802	317,065	312,681	293,063	344,402
40010 - SALARIES-REGULAR	274,206	286,550	309,318	312,581	291,641	344,302
40020 - SALARIES-OVERTIME	921	1,152	7,648	-	1,322	-
40032 - SALARIES-MED EXP REIMB	100	100	100	100	100	100
41 - PAYROLL LIABILITIES	101,010	112,529	158,049	140,725	147,363	150,144
41010 - SOCIAL SECURITY TAXES	20,558	21,645	26,457	23,920	22,044	26,346
41021 - WORKERS COMPENSATION	9,066	9,500	6,296	12,835	10,761	12,056
41024 - PENSION ALLOCATION	8,547	9,070	29,654	18,072	16,124	19,832
41026 - MEDICAL INS PREMIUMS	60,861	70,299	93,479	83,249	96,402	89,261
41027 - GROUP LIFE & DISABILITY	1,978	2,015	2,163	2,649	2,032	2,649
42 - EMPLOYEE DEVELOPMENT	715	1,295	3,200	3,125	1,484	5,300
42040 - PROFESSIONAL DEVELOPMENT	715	440	2,595	1,500	549	3,500
42041 - DUES & SUBSCRIPTIONS	-	855	605	1,625	935	1,800
43 - SUPPLIES & MATERIALS	443	679	2,853	2,500	1,580	2,500
43040 - OFFICE SUPPLIES	361	546	1,244	1,500	1,173	1,500
43045 - POSTAGE	82	132	1,609	1,000	407	1,000
44 - CONTRACT SERVICES	(9,670)	532	-	-	300	-
44110 - CONTRACTED SVS-GENERAL	(9,670)	532	-	-	300	-
45 - UTILITIES	2,576	2,185	1,837	2,500	1,842	2,500
45022 - COMMUNICATIONS	2,576	2,185	1,837	2,500	1,842	2,500
46 - FLEET	51	187	127	162	180	300
46010 - GAS OIL LUBRICANTS	51	187	127	162	180	300
48 - CAPITAL OUTLAY	-	365	-	-	-	-
48100 - MINOR OFFICE EQUIPMENT	-	365	-	-	-	-
45002 - RECREATION PROGRAMS	66,250	145,291	223,849	312,063	284,356	332,585
40 - WAGES & COMPENSATION	20,341	58,813	53,686	80,000	77,854	80,000
40010 - SALARIES-REGULAR	3,008	-	-	-	24,983	-
40011 - SALARIES-PART TIME	17,333	58,813	53,686	80,000	52,871	80,000
41 - PAYROLL LIABILITIES	5,398	8,733	9,045	12,470	11,280	12,085
41010 - SOCIAL SECURITY TAXES	1,556	4,499	4,107	6,120	5,956	6,120
41021 - WORKERS COMPENSATION	3,842	4,233	4,937	6,350	5,324	5,965
43 - SUPPLIES & MATERIALS	9,010	16,762	31,678	38,313	22,465	35,000
43060 - RECREATION SUPPLIES	9,010	16,762	31,678	38,313	22,465	35,000
44 - CONTRACT SERVICES	31,501	60,984	129,440	181,280	172,757	205,500
44030 - RENTALS	3,325	10,608	12,941	85,000	17,664	85,000
44033 - FACILITY RENTAL	750	2,610	8,480	-	-	-
44080 - CREDIT CARD FEES	6,110	6,312	8,569	10,000	13,894	15,000
44110 - CONTRACTED SVS-GENERAL	21,317	41,453	99,450	86,280	141,200	105,500
45003 - Sulpizio GYM/PROGRAMMING	31,809	63,081	74,967	80,877	58,379	72,850
40 - WAGES & COMPENSATION	777	812	808	-	340	-
40020 - SALARIES-OVERTIME	777	812	808	-	340	-

Projection 24001 - 2024 Operating Budget
 Fund 001 - GENERAL FUND
 Account Status Active
 Department 450 - REC & COMMUNITY PROGRAMMING

	2020 Actual	2021 Actual	2022 Actual	2023 Revised Budget	2023 YTD Actual	2024 Board Approved
41 - PAYROLL LIABILITIES	58	61	60	-	25	-
41010 - SOCIAL SECURITY TAXES	58	61	60	-	25	-
43 - SUPPLIES & MATERIALS	93	1,102	-	2,000	620	850
43050 - OPERATING SUPPLIES	93	422	-	1,000	180	850
43060 - RECREATION SUPPLIES	-	680	-	1,000	440	-
44 - CONTRACT SERVICES	14,928	38,732	43,394	55,683	33,951	48,500
44080 - CREDIT CARD FEES	58	186	144	500	118	500
44110 - CONTRACTED SVS-GENERAL	3,590	3,223	8,489	10,000	2,507	5,000
44118 - CLEANING CONTRACT	11,281	25,171	26,855	35,000	24,750	35,000
44310 - M&R-BLDGS.&FIXTURES	-	6,579	7,562	6,838	6,230	5,000
44311 - M&R-MACHINERY&EQUIP.	-	3,573	345	3,345	345	3,000
45 - UTILITIES	15,952	22,373	30,705	23,195	23,444	23,500
45010 - UTILITIES	13,810	19,835	28,273	20,000	19,753	20,000
45022 - COMMUNICATIONS	2,142	2,539	2,432	3,195	3,691	3,500
Grand Total	314,915	193,140	272,460	479,633	121,757	375,581

Radnor Township, PA
2024 Board Approved Budget

General Fund #01 | Library

Projection 24001 - 2024 Operating Budget
 Fund 001 - GENERAL FUND
 Account Status Active
 Department 440 - LIBRARY

	2020	2021	2022	2023	2023	2024
	Actual	Actual	Actual	Revised Budget	YTD Actual	Board Approved
Expense	964,266	978,471	964,797	1,032,400	957,902	1,079,400
00000 - NON-DIVISIONAL	964,266	978,471	964,797	1,032,400	957,902	1,079,400
44 - CONTRACT SERVICES	4,266	18,471	4,797	10,000	20,702	15,000
44310 - M&R-BLDGS.&FIXTURES	4,266	18,471	4,797	10,000	20,702	15,000
45 - UTILITIES	-	-	-	-	-	-
45010 - UTILITIES	-	-	-	-	-	-
47 - COMMUNITY ORGS	960,000	960,000	960,000	1,022,400	937,200	1,064,400
47095 - CONTRB-OTHER	960,000	960,000	960,000	1,022,400	937,200	1,064,400
Grand Total	964,266	978,471	964,797	1,032,400	957,902	1,079,400

Radnor Township, PA
2024 Board Approved Budget

General Fund #01 | Community Organization
Contributions

**Radnor Township, PA
Community Organization Contributions
2024 Operating Budget Narrative**

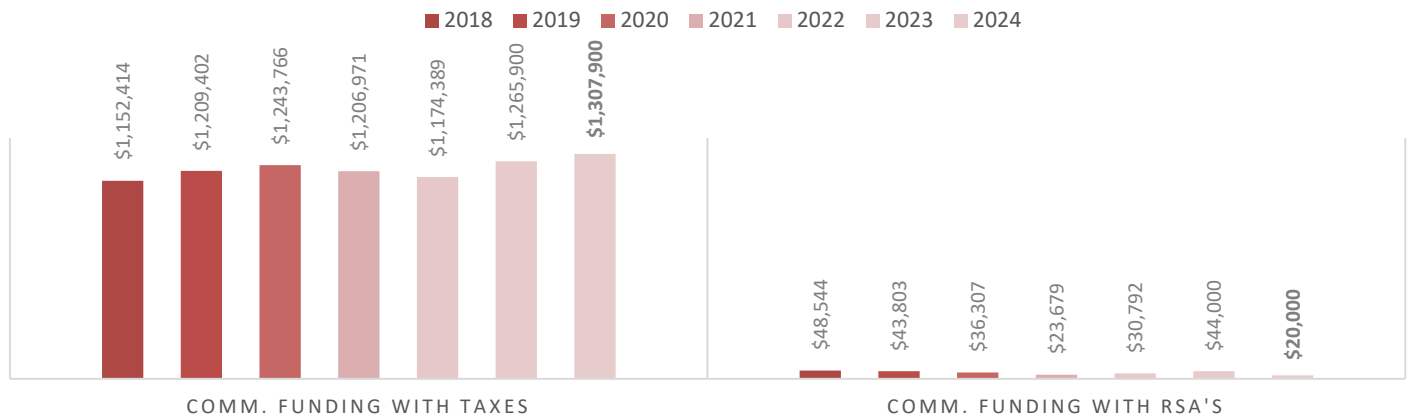


Department Summary:

This category of the budget accounts for the Township’s contributions to various Community Organizations as listed below. There are two categories of funding: (a) Funding from Taxes, and (b) Funding from Revenue Sharing Agreements (RSA’s). Those organizations funded from Taxes obtain their funding from decisions made by the Township’s Board of Commissioners based on several factors; the largest being *time* (that the decision was made by prior Board’s and continued perpetually). The level of funding for those paid from tax dollars is based largely on the same factor; *what was paid in the past*. There currently is no obligation of these organizations to provide support or subsequent financial reporting to the Township; nor is there any Board policy on setting future amounts.

	2018	2019	2020	2021	2022	2023	2024
Community Funding with Taxes							
Library	\$935,414	\$973,402	\$964,266	\$978,471	\$970,889	\$1,032,400	\$1,074,400
Base Operating Contribution	929,600	960,000	960,000	960,000	960,000	1,022,400	1,064,400
Add: Repair and Maintenance Costs (as needed)	5,814	13,402	4,266	18,471	10,889	10,000	10,000
Wayne Senior Center	127,000	145,500	145,500	145,500	145,500	145,500	145,500
Surrey Services	50,000	50,000	50,000	35,000	10,000	35,000	35,000
Wayne Art Center	17,000	17,500	17,500	20,000	20,000	25,000	25,000
Radnor Historical Society	15,000	15,000	15,000	15,000	15,000	15,000	15,000
Women’s Resource Center	-	-	5,000	5,000	5,000	5,000	5,000
Ready 100 Consultant	-	-	38,500	0	0	0	0
Parades	8,000	8,000	8,000	8,000	8,000	8,000	8,000
Garrett Hill	4,000	4,000	4,000	4,000	4,000	4,000	4,000
Memorial Day Parade	4,000	4,000	4,000	4,000	4,000	4,000	4,000
Subtotal of Comm. Funding with Taxes	1,152,414	1,209,402	1,243,766	1,206,971	1,174,389	1,265,900	1,307,900
Community Funding with Revenue Sharing							
Wayne Business Association	11,919	16,474	0	75	13,961	14,000	5,000
Wayne Presbyterian Church	36,625	27,329	36,307	23,604	16,831	30,000	15,000
Subtotal of Comm. Funding with RSA’s	48,544	43,803	36,307	23,679	30,792	44,000	20,000
Grand Total of Community Funding	1,200,958	1,253,205	1,280,073	1,230,650	1,205,181	1,309,900	1,327,900

COMMUNITY FUNDING CONTRIBUTIONS



Projection 24001 - 2024 Operating Budget
 Fund 001 - GENERAL FUND
 Account Status Active
 Department 460 - SPECIAL SERVICES CONTRIBUTIONS

	2020	2021	2022	2023	2023	2024
	Actual	Actual	Actual	Revised Budget	YTD Actual	Board Approved
Expense	298,780	293,193	214,942	297,500	266,324	273,500
00000 - NON-DIVISIONAL	298,780	293,193	214,942	297,500	266,324	273,500
47 - COMMUNITY ORGS	298,780	293,193	214,942	297,500	266,324	273,500
47085 - CONTRB-WAYNE ART CTR	17,500	20,000	20,000	25,000	25,000	25,000
47086 - CONTRB-SURREY SVS	50,000	35,000	10,000	35,000	35,000	35,000
47087 - CONTRB-WAYNE SENIOR SVS	145,500	145,500	145,500	145,500	145,500	145,500
47088 - CONTRB-PARADES	4,000	8,000	8,000	8,000	8,000	8,000
47089 - CONTRB-HISTORIAL SOCIETY	15,000	15,000	15,000	15,000	15,000	15,000
47095 - CONTRB-OTHER	22,520	27,010	5,000	25,000	5,000	5,000
47096 - CONTRB-WBA PARKING REV SHAR	17,979	(4,288)	-	14,000	-	5,000
47097 - CONTRB-WPC PARKING REV SHAR	26,281	46,971	11,442	30,000	12,824	15,000
47098 - CONTRB-WAYNE MUSIC FEST	-	-	-	-	20,000	20,000
Grand Total	298,780	293,193	214,942	297,500	266,324	273,500

Radnor Township, PA
2024 Board Approved Budget

General Fund #01 | Insurances

Projection 24001 - 2024 Operating Budget
 Fund 001 - GENERAL FUND
 Account Status Active
 Department 470 - INSURANCE

	2020	2021	2022	2023	2023	2024
	Actual	Actual	Actual	Revised Budget	YTD Actual	Board Approved
Revenue	(20,425)	(20,642)	(31,076)	(15,000)	(51,082)	(35,000)
00000 - NON-DIVISIONAL	(20,425)	(20,642)	(31,076)	(15,000)	(51,082)	(35,000)
10 - REFUNDS AND MISCELLA	(20,425)	(20,642)	(31,076)	(15,000)	(51,082)	(35,000)
30170 - INSURANCE REFUND PROCEEDS	(7,778)	(8,178)	(18,511)	-	(32,760)	(20,000)
30330 - PREMIUM PYMNTS-FLEX SPDNG P	5,038	1,054	244	-	(5,900)	-
30380 - PREMIUM PAYMENTS-HEALTHCAF	(17,685)	(13,518)	(12,809)	(15,000)	(12,422)	(15,000)
Expense	370,054	355,562	522,090	300,000	542,856	551,287
00000 - NON-DIVISIONAL	370,054	355,562	522,090	300,000	542,856	551,287
41 - PAYROLL LIABILITIES	16,201	-	5,009	-	-	-
41023 - UNEMPLOYMENT	16,201	-	5,009	-	-	-
44 - CONTRACT SERVICES	353,853	355,562	517,081	300,000	542,856	551,287
44022 - INSURANCE-LIABILITY	353,853	355,562	517,081	300,000	542,856	551,287
Grand Total	349,630	334,920	491,014	285,000	491,774	516,287

Radnor Township, PA
2024 Board Approved Budget

General Fund #01 | Retiree Benefits

Projection 24001 - 2024 Operating Budget
 Fund 001 - GENERAL FUND
 Account Status Active
 Department 471 - RETIREE BENEFITS

	2020	2021	2022	2023	2023	2024
	Actual	Actual	Actual	Revised Budget	YTD Actual	Board Approved
Expense	3,955,791	4,489,656	4,321,310	4,517,537	4,242,795	3,757,324
00000 - NON-DIVISIONAL	3,955,791	4,489,656	4,321,310	4,517,537	4,242,795	3,757,324
41 - PAYROLL LIABILITIES	3,955,791	4,489,656	4,321,310	4,517,537	4,242,795	3,757,324
41024 - PENSION ALLOCATION	2,682,204	2,993,798	3,053,033	3,032,455	3,032,454	2,259,489
41026 - MEDICAL INS PREMIUMS	1,273,587	1,495,858	1,268,277	1,485,082	1,210,341	1,497,835
Grand Total	3,955,791	4,489,656	4,321,310	4,517,537	4,242,795	3,757,324

Radnor Township, PA
2024 Board Approved Budget

General Fund #01 | Debt Service Banking Fees

Projection 24001 - 2024 Operating Budget
 Fund 001 - GENERAL FUND
 Account Status Active
 Department 480 - DEBT SERVICE

	2020	2021	2022	2023	2023	2024
	Actual	Actual	Actual	Revised Budget	YTD Actual	Board Approved
Expense	4,849	4,468	6,590	260,000	8,642	7,365
00000 - NON-DIVISIONAL	4,849	4,468	6,590	260,000	8,642	7,365
49 - DEBT SERVICE	4,849	4,468	6,590	260,000	8,642	7,365
49010 - INTEREST	539	-	-	260,000	647	-
49020 - PRINCIPAL	-	-	-	-	-	-
49030 - BANK SERVICE CHARGES	4,310	4,468	6,590	-	7,995	7,365
Grand Total	4,849	4,468	6,590	260,000	8,642	7,365

Radnor Township, PA
2024 Board Approved Budget

General Fund #01 | Transfers Out to Other Funds

Projection 24001 - 2024 Operating Budget
 Fund 001 - GENERAL FUND
 Account Status Active
 Department 490 - TRANSFERS

	2020	2021	2022	2023	2023	2024
	Actual	Actual	Actual	Revised Budget	YTD Actual	Board Approved
Revenue	(29,480)	-	-	(29,480)	-	(29,480)
00000 - NON-DIVISIONAL	(29,480)	-	-	(29,480)	-	(29,480)
98 - INTERFUND TRANSFERS	(29,480)	-	-	(29,480)	-	(29,480)
30040 - 401-SEWER/OH	-	-	-	-	-	-
30290 - SEWER	-	-	-	-	-	-
30390 - LIQUID FUELS-STATE AID	-	-	-	-	-	-
30590 - CAPITAL IMPROVEMENT	-	-	-	-	-	-
32290 - PARK & OPEN SPACE FUND	(29,480)	-	-	(29,480)	-	(29,480)
32390 - WILLOWS FUND	-	-	-	-	-	-
Expense	3,871,681	4,021,681	5,670,000	4,139,534	6,311,922	4,398,815
00000 - NON-DIVISIONAL	3,871,681	4,021,681	5,670,000	4,139,534	6,311,922	4,398,815
99 - INTERFUND TRANSFERS	3,871,681	4,021,681	5,670,000	4,139,534	6,311,922	4,398,815
51002 - SEWER FUND	-	-	1,500,000	-	1,720,000	-
51005 - CAP IMPRV 44-12	1,000,000	1,000,000	1,355,000	1,306,964	2,115,964	1,348,425
51008 - OPEB TRUST	-	-	-	-	-	-
51021 - SHADE TREE FUND	-	-	-	-	-	-
51022 - PARK IMPR & OPEN SPACE	-	-	-	-	-	-
51023 - WILLOWS	-	-	115,000	-	-	-
51024 - DEBT SERVICE	2,871,681	3,021,681	2,700,000	2,832,570	2,475,958	3,050,390
Grand Total	3,842,201	4,021,681	5,670,000	4,110,054	6,311,922	4,369,335

Radnor Township, PA
2024 Board Approved Budget

Sanitary Sewer Fund #02

Radnor Township, PA
Public Works – Sanitary Sewer Fund
2024 Operating Budget Narrative



Department Summary:

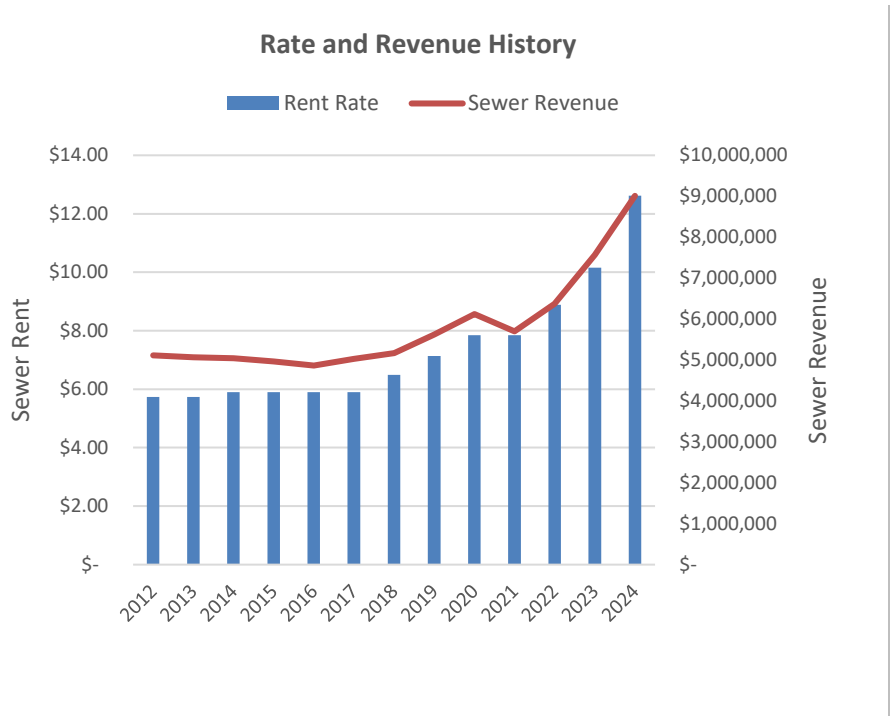
The mission of the Public Works Department is to enhance the quality of life in the Township by maintaining the Township’s roads, storm and sanitary sewers, parks, and other infrastructure; to enhance public health through the collection and disposal of household solid wastes; to promote environmentally sound living by collecting leaves and recyclable materials; to maximize operations by maintaining the Township’s fleet of vehicles and equipment.

The Sewer Division operates and maintains the Township’s pumping stations, sanitary sewer lines, manholes, and performs PA One Call Mark outs, as well as assists with snow plowing, leaf collection, and solid waste collection.

The Sewer Division of the Public Works Department is funded by the Sewer Fund, separate from the General Fund. The funding for the Sewer Account is provided by residents’ sewer rental fees rather than a property tax.

Sewer Rent Fee History: Each property in Radnor pays a sewer rent fee based on the water consumption from the prior year. The Township pays Aqua for the usage data, which is then applied to a rental fee set by the Board of Commissioners based a unit of 1,000 gallons of water used. At the November 27, 2017 Board meeting, a motion was approved increasing the Sewer Rent by 10% for the years 2018, 2019 and 2020. For 2021, the rate was kept at the \$7.85 rate in consideration of the COVID and County reassessment impacts to the Residents. However, for 2022, due to significant increases in the RHM contribution requirement, the breakeven rate approved by the Board was increased to \$8.89 and up to then further increased to \$10.16 in 2023. For 2024, to keep pace with the continuing rise in RHM costs, breakeven is now **\$12.62** which is the recommended rate by Administration for 2024.

Year	Fee (per 1,000 Gallons of Water used)
2012	\$5.74
2013	\$5.74
2014	\$5.90
2015	\$5.90
2016	\$5.90
2017	\$5.90
2018	\$6.49
2019	\$7.14
2020	\$7.85
2021	\$7.85
2022	\$8.89
2023	\$10.16
2024	\$12.62



Radnor Township, PA
Public Works – Sanitary Sewer Fund
2024 Operating Budget Narrative



Service / Program Descriptions:

Name	Description
Sanitary Sewer Mains and laterals 02430601	The Sewer Department maintains approximately one hundred and forty-two miles (142) of Sanitary sewer lines, three thousand, nine hundred and eight (3,908) manholes and four (4) sewer pumping stations.
Inflow and Infiltration	The Sewer Department works in conjunction with the RHM Sewer Authority, Engineering, and the Community Development Departments, to locate and eliminate any I&I entering our sanitary sewer system. The elimination of the I&I allowing our mains to have more capacity for flow and make available new connections for future planning modules.
Map Information	The Sewer Department works in conjunction with the Engineering Department to update all sanitary and storm sewer lines on the township map.

Line-Item Descriptions:

Line Item	Description
Operating Supplies 43050	This line item funds the cost of items utilized for sewer operations. This list includes root treatment chemicals, safety equipment, degreaser, manhole casting and lids, manhole risers, pipe, pumping station parts and supplies and other miscellaneous items.
Utilities 45010	This line item funds the utilities (electric and water) needed to operate the sewer pumping stations. (PECO, Aqua PA)
Rentals 44030	This line item funds the cost of rents paid to other municipalities for transporting sewage and treatment. These municipalities would include Tredyffrin Township, Upper Merion Township, Lower Merion Township and Haverford Township, and the Radnor Haverford Sewer Authority (RHM). The largest single fee being that of RHM.
Contractual Services 44110	This line item funds the cost of maintenance contracts for the backup power systems at the sanitary sewer pumping stations.
Maintenance and Repairs Machinery & Equipment 44311	This line item funds the repairs to the sewer cleaning (jet) truck, pickup truck, dump truck, and utility truck of the sewer division. (G.L. Sayre, H.A. DeHart, Gran Turk. NAPA)
Maintenance and Repairs Sewers 44316	This line item funds the cost of repairs to the sanitary sewer mains and pumping stations. (Horn Plumbing, K.A. Seifert, PlyMar)
Contracted Maintenance and Repairs 46040	This line item funds all costs associated with repairs to vehicles that cannot be completed in house. (G.L. Sayre, H.A. DeHart, Gran Turk)

Radnor Township, PA
 2024 Board Approved Budget Operating Statement
 Sewer Fund
 For the Years 2020 - 2024

Projection Description 2024 Operating Budget
 Fund 002 - SEWER SPECIAL REVENUE FUND
 Account Status Active

	2020	2021	2022	2023	2023	2024
	Actual	Actual	Actual	Revised Budget	YTD Actual	Board Approved
Revenue	\$ (5,893,664)	\$ (5,819,101)	\$ (8,109,711)	\$ (7,745,781)	\$ (9,397,635)	\$ (9,249,660)
423 - SEWER/STORMWATER ADMINISTRATIO	(5,893,664)	(5,819,101)	(6,609,711)	(7,745,781)	(7,677,635)	(9,249,660)
05 - INTEREST AND RENTS	(23,833)	(8,544)	(17,909)	(10,000)	(132,099)	(150,000)
08 - SEWER/STORMWATER FEE	(5,843,898)	(5,789,204)	(6,570,531)	(7,720,781)	(7,529,038)	(9,079,660)
10 - REFUNDS AND MISCELLA	(25,933)	(21,353)	(21,270)	(15,000)	(16,498)	(20,000)
11 - DEBT PROCEEDS	-	-	-	-	-	-
490 - TRANSFERS	-	-	(1,500,000)	-	(1,720,000)	-
98 - INTERFUND TRANSFERS	-	-	(1,500,000)	-	(1,720,000)	-
Expense	\$ 7,420,919	\$ 6,931,060	\$ 8,393,480	\$ 7,998,613	\$ 6,970,409	\$ 8,659,814
423 - SEWER/STORMWATER ADMINISTRATIO	103,880	83,090	103,956	142,436	94,868	146,484
40 - WAGES & COMPENSATION	58,045	42,077	46,343	69,140	45,860	73,907
41 - PAYROLL LIABILITIES	17,719	7,858	8,561	11,167	8,599	22,677
42 - EMPLOYEE DEVELOPMENT	-	-	-	-	21	-
43 - SUPPLIES & MATERIALS	2,393	2,393	2,523	3,000	2,487	3,000
44 - CONTRACT SERVICES	25,723	30,762	46,529	59,129	37,901	46,900
430 - PUBLIC WORKS	1,646,110	1,405,922	1,751,021	1,400,723	1,437,486	1,560,389
40 - WAGES & COMPENSATION	265,189	272,492	342,364	268,035	307,018	279,217
41 - PAYROLL LIABILITIES	126,944	114,275	134,599	136,158	131,863	141,910
43 - SUPPLIES & MATERIALS	14,026	9,119	13,063	10,048	7,259	10,000
44 - CONTRACT SERVICES	658,203	501,515	605,134	658,786	698,798	769,000
45 - UTILITIES	14,651	17,855	22,458	20,000	16,485	17,000
46 - FLEET	12,697	10,657	170,154	222,538	187,613	222,000
48 - CAPITAL OUTLAY	554,400	480,009	463,248	85,158	88,450	121,262
431 - RHM SEWER AUTHORITY	4,832,947	4,603,692	5,694,380	5,600,000	4,570,056	6,083,002
44 - CONTRACT SERVICES	4,832,947	4,603,692	5,694,380	5,600,000	4,570,056	6,083,002
470 - INSURANCE	18,480	12,978	44,123	16,000	28,545	28,989
44 - CONTRACT SERVICES	18,480	12,978	44,123	16,000	28,545	28,989
490 - TRANSFERS	819,502	825,378	800,000	839,454	839,454	840,950
99 - INTERFUND TRANSFERS	819,502	825,378	800,000	839,454	839,454	840,950
Grand Total	\$ 1,527,255	\$ 1,111,959	\$ 283,769	\$ 252,832	\$ (2,427,226)	\$ (589,846)

Radnor Township, PA
2024 Board Approved Budget

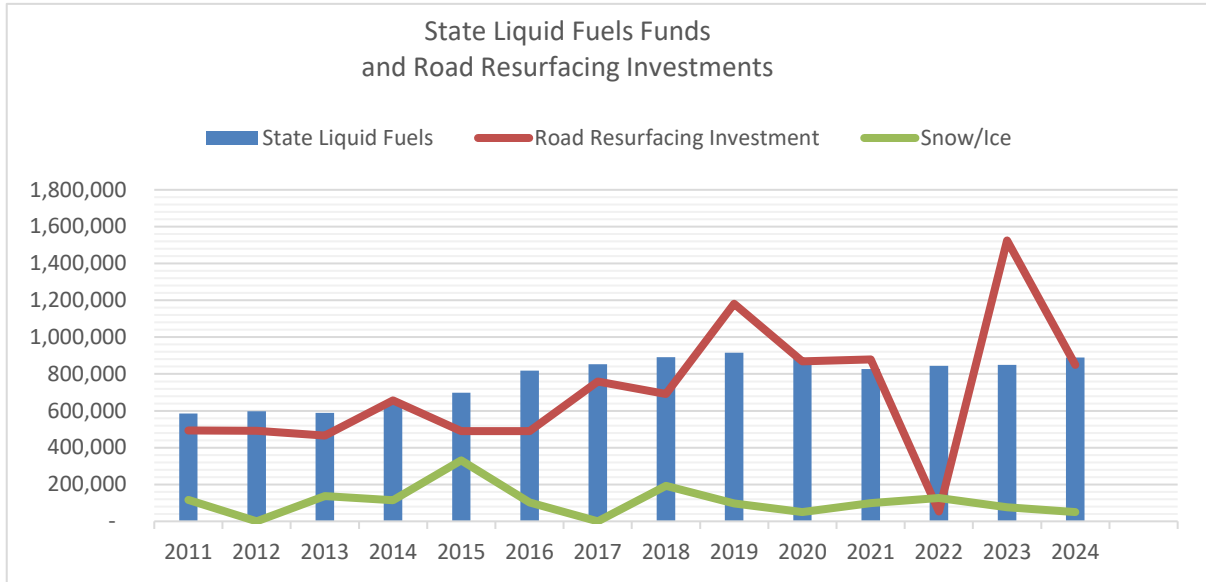
Liquid Fuels Fund #03

**Radnor Township, PA
Liquid Fuels Fund
2024 Operating Budget Narrative**



Department Summary:

This fund is mandated by Pennsylvania law and is required to account for the State and County contributions to Radnor Township for road and related improvements. 03040000



Service / Program Descriptions:

Name	Description
Snow & Ice Removal 03430201	The Public Works department contracts with the State to plow and remove snow and ice from certain state routes within Radnor Township. Therefore, a portion of the Township’s expense associated with the purchase of salt is charged against this fund.
Road Construction	The Township contracts annually for various road resurfacing projects and utilizes these funds to accomplish that.
Traffic Lighting	Like the snow and ice removal, the Township incurs certain costs associated with traffic signals on State routes.

Radnor Township, PA
 2024 Board Approved Budget Operating Statement
 Liquid Fuels Fund
 For the Years 2020 - 2024

Projection Description	2024 Operating Budget
Fund	003 - LIQUID FUELS SPECIAL REV FUND
Account Status	Active

	2020	2021	2022	2023	2023	2024
	Actual	Actual	Actual	Revised Budget	YTD Actual	Board Approved
Revenue	\$ (887,128)	\$ (835,398)	\$ (850,433)	\$ (852,000)	\$ (895,514)	\$ (900,000)
05 - INTEREST AND RENTS	(1,273)	(594)	(5,756)	(2,000)	(20,736)	-10,000.00
30140 - INTEREST EARNINGS	(1,273)	(594)	(5,756)	(2,000)	(20,736)	-10,000.00
06 - GRANTS AND GIFTS	(885,855)	(827,533)	(844,677)	(850,000)	(874,778)	-890,000.00
30450 - COUNTY HWY. AID	-	-	-	-	-	0.00
30550 - STATE LIQUID FUELS ALLOCATION	(885,855)	(827,533)	(844,677)	(850,000)	(874,778)	-890,000.00
10 - REFUNDS AND MISCELLA	-	(7,270)	-	-	-	0.00
30370 - MISCELLANEOUS	-	(7,270)	-	-	-	0.00
98 - INTERFUND TRANSFERS	-	-	-	-	-	0.00
30190 - FROM GENERAL	-	-	-	-	-	0.00
Expense	\$ 919,597	\$ 979,164	\$ 390,139	\$ 1,642,196	\$ 1,041,845	\$ 900,000
43 - SUPPLIES & MATERIALS	50,870	99,551	126,624	96,160	44,585	50,000.00
43050 - OPERATING SUPPLIES	50,870	99,551	126,624	96,160	44,585	50,000.00
44 - CONTRACT SERVICES	-	-	210,000	-	-	0.00
44110 - CONTRACTED SVS-GENERAL	-	-	210,000	-	-	0.00
48 - CAPITAL OUTLAY	868,727	879,613	53,516	1,546,036	997,261	850,000.00
48202 - TRAFFIC SIGNAL IMPR	-	-	-	-	-	0.00
48213 - ROAD RESURFACING	868,727	879,613	53,516	1,546,036	997,261	850,000.00
Grand Total	\$ 32,469	\$ 143,766	\$ (460,294)	\$ 790,196	\$ 146,331	\$ -

Radnor Township, PA
2024 Board Approved Budget

Storm Water Management Fund #04

Radnor Township, PA
Public Works – Stormwater Fund
2024 Operating Budget Narrative

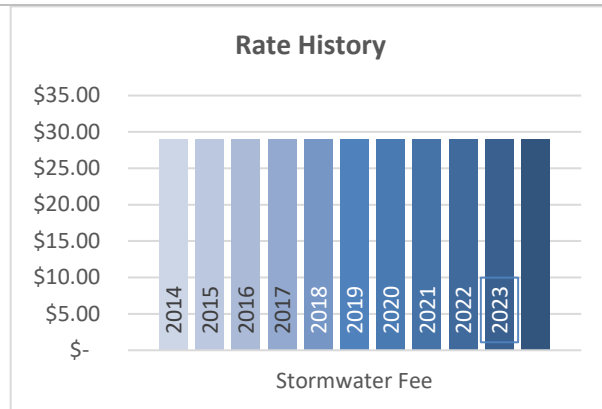


Department Summary:

The Board of Commissioners created this fund in 2012, solely to deal with items regarding stormwater: flood mitigation, infrastructure repair/replacement, and regulatory requirements. The Stormwater Fee Ordinance established a \$29.00 per unit fee which is applied based on the (a) the type of property and (b) the amount of impervious coverage (for multi-family and commercial properties) or size (residential properties) of the lot.

The purpose of this fund is to account for all the expenditures relating to stormwater management throughout the Township. Activities include compliance with Federal mandates (MS4, Pollution Reduction Plan), maintenance and repair of storm water infrastructure as well as capital improvements, installation, replacement of storm sewer infrastructure and all other activities as it relates to the management of storm water throughout the Township.

Year	Fee per Unit
2014	\$29.00
2015	\$29.00
2016	\$29.00
2017	\$29.00
2018	\$29.00
2019	\$29.00
2020	\$29.00
2021	\$29.00
2022	\$29.00
2023	\$29.00
2024	\$29.00



Service / Program Descriptions:

Name	Description
Stormwater Fund	In the 2024 Budget, there are tens of millions of dollars’ worth of projects put forth in various stages spanning multiple years. Some projects have been designed, others are in the design phase, and others are listed to make all aware of the issue. In 2022 and 2023, the Engineering Department oversaw over \$9MM worth of projects. Projects in progress or that have been designed (shovel ready) or are in the design phase (shovel ready in 2024) carry a construction cost estimate of over \$8,000,000. In 2022, the Board of Commissioners approved a \$10 million bond borrowing to begin to fund the projects identified.

Radnor Township, PA
Public Works – Stormwater Fund
2024 Operating Budget Narrative



Line Item Descriptions:

Line Item	Description
Operations: Professional Services	These estimates are to cover the design and permitting costs of flood reduction projects, paid to consultants. A sampling of the flood reduction projects includes: West Wayne Preserve & Darby Creek Flood Reduction Project, South Wayne Municipal Parking Lot Flood Reduction Project, and the Ithan Creek Flood Reduction Study (Meliora Design). Infrastructure projects, which include culvert replacement, inlet and piping to address ponding (Carroll Engineering) also fall under this account. Our Staff Engineer designs smaller projects.
Administration: Credit Card Fees	These costs are for the customers who pay their stormwater bill via credit card.
Administration: Contractual Services	These costs are for the billing software (\$2,650) and billing costs, billing database update.
Administration: Professional Services	Engineering services for stormwater related items. (CH2M, Gannett Fleming, etc.)

Radnor Township, PA
 2024 Board Approved Budget Operating Statement
 Stormwater Fund
 For the Years 2020 - 2024

Projection Description 2024 Operating Budget
 Fund 004 - STORMWATER MGMT SPECL REV FUND
 Account Status Active

	2020	2021	2022	2023	2023	2024
	Actual	Actual	Actual	Revised Budget	YTD Actual	Board Approved
Revenue	\$ (1,122,319)	\$ (975,244)	\$ (11,412,473)	\$ (1,085,000)	\$ (1,252,955)	\$ (9,210,000)
05 - INTEREST AND RENTS	(45,928)	(18,918)	(176,785)	(25,000)	(279,855)	(150,000)
30140 - INTEREST EARNINGS	(45,928)	(18,918)	(176,785)	(25,000)	(279,855)	(150,000)
08 - SEWER/STORMWATER FEE	(1,076,391)	(956,326)	(1,235,688)	(1,060,000)	(973,101)	(1,060,000)
33010 - STORMWATER CURRENT YEAR-FACE	(1,067,063)	(944,278)	(1,217,421)	(1,050,000)	(959,713)	(1,050,000)
33020 - STORMWATER CURRENT YEAR-PENA	(9,328)	(12,048)	(18,266)	(10,000)	(13,388)	(10,000)
33030 - STORMWATER-PRIOR YEAR	-	-	-	-	-	-
10 - REFUNDS AND MISCELLA	-	(0)	(0)	-	0	-
30370 - MISCELLANEOUS	-	-	-	-	-	-
30570 - CASH OVER/(SHORT)	-	(0)	(0)	-	0	-
11 - DEBT PROCEEDS	-	-	(10,000,000)	-	-	(8,000,000)
31090 - GOB PROCEEDS	-	-	(10,000,000)	-	-	(8,000,000)
Expense	\$ 1,058,348	\$ 399,086	\$ 4,701,007	\$ 9,039,477	\$ 5,154,891	\$ 8,824,763
43 - SUPPLIES & MATERIALS	2,393	2,393	2,523	2,750	2,487	2,750
43045 - POSTAGE	2,393	2,393	2,523	2,750	2,487	2,750
44 - CONTRACT SERVICES	184,474	181,250	313,342	476,279	(186,610)	235,100
44080 - CREDIT CARD FEES	3,412	2,632	4,239	2,500	3,472	2,500
44110 - CONTRACTED SVS-GENERAL	140,842	134,943	123,496	228,003	(237,737)	172,600
44210 - LEGAL SVS-GENERAL	305	178	70	9,447	-	-
44212 - PROFESSIONAL SERVICES	26,975	18,798	180,007	211,128	45,144	50,000
44316 - M&R-SEWERS	12,940	24,699	5,530	25,200	2,511	10,000
48 - CAPITAL OUTLAY	871,481	215,444	4,065,296	7,973,135	4,751,701	8,000,000
48100 - MINOR OFFICE EQUIPMENT	-	13,046	(5,288)	-	-	-
48110 - CAPEX-DESIGN	-	-	150,419	386,572	580,552	-
48112 - CAPEX-INSPECTION	-	-	215,738	106,573	143,736	-
48200 - CAPEX-CONSTRUCTION	-	-	3,005,270	3,371,611	3,533,259	-
48204 - CAPEX-IMPROVEMENTS	871,481	202,398	654,310	4,026,931	427,325	8,000,000
99 - INTERFUND TRANSFERS	-	-	109,748	587,313	587,313	586,913
51024 - DEBT SERVICE	-	-	109,748	587,313	587,313	586,913
Grand Total	\$ (63,971)	\$ (576,158)	\$ (6,711,466)	\$ 7,954,477	\$ 3,901,936	\$ (385,237)

Radnor Township, PA

2024 Board Approved Budget

Capital Improvement Fund #05

Capital and Infrastructure Project Detail

- Departmental Capital: Funded
- General / Infrastructure Capital: Unfunded
- Sanitary Sewer: Unfunded
- Stormwater: 2022 General Obligation Bond Funded

Project List

Radnor Township, PA
 2024 Board Approved Budget Operating Statement
 Capital Improvement Fund
 For the Years 2020 - 2024

Projection Description	2024 Operating Budget
Fund	005 - CAPITAL IMPROVEMENT FUND
Account Status	Active

	2020	2021	2022	2023	2023	2024
	Actual	Actual	Actual	Revised Budget	YTD Actual	Board Approved
Revenue	\$ (16,991,426)	\$ (17,342,533)	\$ (1,960,211)	\$ (1,579,964)	\$ (2,248,135)	\$ (2,230,925)
400 - ADMINISTRATION	(15,712,397)	(16,084,485)	(269,968)	(23,000)	(15,683)	(632,500)
05 - INTEREST AND RENTS	(4,239)	(1,232)	(3,415)	(3,000)	(5,233)	(5,000)
06 - GRANTS AND GIFTS	(40,998)	-	(250,000)	-	-	(130,000)
10 - REFUNDS AND MISCELLA	(37,160)	(23,040)	(16,554)	(20,000)	(10,450)	(25,000)
11 - DEBT PROCEEDS	(15,630,000)	(16,060,213)	-	-	-	(472,500)
404 - INFORMATION TECHNOLOGY	(253,469)	(258,047)	(284,120)	(250,000)	(216,488)	(250,000)
10 - REFUNDS AND MISCELLA	(253,469)	(258,047)	(284,120)	(250,000)	(216,488)	(250,000)
490 - TRANSFERS	(1,025,561)	(1,000,000)	(1,406,122)	(1,306,964)	(2,015,964)	(1,348,425)
98 - INTERFUND TRANSFERS	(1,025,561)	(1,000,000)	(1,406,122)	(1,306,964)	(2,015,964)	(1,348,425)
Expense	\$ 17,063,539	\$ 17,602,914	\$ 1,873,857	\$ 2,720,745	\$ 2,553,973	\$ 2,230,925
400 - ADMINISTRATION	176,899	224,929	-	-	-	-
48 - CAPITAL OUTLAY	-	-	-	-	-	-
49 - DEBT SERVICE	176,899	224,929	-	-	-	-
403 - BUILDING AND GROUNDS	15,517	14,466	12,246	-	6,688	-
48 - CAPITAL OUTLAY	15,517	14,466	12,246	-	6,688	-
404 - INFORMATION TECHNOLOGY	209,191	327,711	519,767	520,240	435,030	764,975
48 - CAPITAL OUTLAY	209,191	327,711	519,767	520,240	435,030	764,975
410 - POLICE	149,257	258,632	210,173	454,422	372,092	387,734
48 - CAPITAL OUTLAY	149,257	258,632	210,173	454,422	372,092	387,734
413 - FIRE	283,036	283,036	283,036	318,000	318,000	335,000
48 - CAPITAL OUTLAY	283,036	283,036	283,036	318,000	318,000	335,000
416 - COMMUNITY DEVELOPMENT	-	-	-	-	-	-
44 - CONTRACT SERVICES	-	-	-	-	-	-
48 - CAPITAL OUTLAY	-	-	-	-	-	-
429 - ENGINEERING	-	-	130,859	755,999	702,830	-
48 - CAPITAL OUTLAY	-	-	130,859	755,999	702,830	-
430 - PUBLIC WORKS	740,808	656,872	717,776	672,084	590,371	743,216
48 - CAPITAL OUTLAY	740,808	656,872	717,776	672,084	590,371	743,216
450 - REC & COMMUNITY PROGRAMMING	35,731	1,984	-	-	128,962	-
48 - CAPITAL OUTLAY	35,731	1,984	-	-	128,962	-
490 - TRANSFERS	15,453,101	15,835,285	-	-	-	-
48 - CAPITAL OUTLAY	-	-	-	-	-	-
99 - INTERFUND TRANSFERS	15,453,101	15,835,285	-	-	-	-
Grand Total	\$ 72,113	\$ 260,382	\$ (86,354)	\$ 1,140,781	\$ 305,838	\$ -

Radnor Township, PA
 Department Capital Report
 2024 Column is Funded - Future Years are for Planning Purposes

	2024	2025	2026	2027	2028
General Fund	\$ 1,348,426	\$ 2,836,746	\$ 2,960,682	\$ 2,778,943	\$ 2,708,970
Recreation		\$ 35,000			
Programming		\$ 35,000			
Fleet		\$ 35,000			
Ford		\$ 35,000			
Ford Expedition					
Public Works	\$ 718,216	\$ 1,587,063	\$ 1,781,365	\$ 1,759,572	\$ 1,942,991
Infrastructure	\$ 290,988	\$ 623,129	\$ 679,037	\$ 690,598	\$ 712,950
Equip	\$ 137,140	\$ 414,457	\$ 409,457	\$ 360,111	\$ 255,111
Case Loader	\$ 89,685	\$ 89,685	\$ 89,685	\$ 47,339	\$ 47,339
Clam Bucket		\$ 60,000	\$ 30,000	\$ 30,000	
Compressor (tow)					
Hot Box (BlackTop)		\$ 60,000			
Leaf Vacuum - Diesel				\$ 100,000	
Leaf Vacuum - Gas			\$ 85,000		
Mini Track Hoe	\$ 17,113	\$ 17,113	\$ 17,113	\$ 17,113	\$ 17,113
Paint Machine					
Radio Replacement for all PW Vehicles	\$ 30,342	\$ 30,342	\$ 30,342	\$ 30,342	\$ 30,342
Roller					
Sign Board					\$ 25,000
Snow Plow		\$ 22,000	\$ 22,000		
Street Sweeper - Freightliner		\$ 81,505	\$ 81,505	\$ 81,505	\$ 81,505
Street Sweeper - International					
Trailer 20' Equipment (CDL required)					
Volvo Backhoe		\$ 53,812	\$ 53,812	\$ 53,812	\$ 53,812
Fleet	\$ 153,848	\$ 208,672	\$ 269,580	\$ 330,487	\$ 457,839
1.25 Ton Pickup Truck	\$ 35,047	\$ 35,047	\$ 35,047	\$ 35,047	\$ 35,047
3/4 Ton Pickup Truck	\$ 13,845	\$ 26,026	\$ 26,026	\$ 26,026	\$ 26,026
Dump Truck	\$ 90,012	\$ 114,936	\$ 175,844	\$ 236,751	\$ 364,103
Small Dump Truck		\$ 17,719	\$ 17,719	\$ 17,719	\$ 17,719
Stake Body Diesel 3500					
Stake Body Gas GMC	\$ 14,944	\$ 14,944	\$ 14,944	\$ 14,944	\$ 14,944
Utility Truck w/ Lift					
Non-Departmental	\$ (25,000)	\$ (25,000)	\$ (25,000)	\$ (25,000)	\$ (25,000)
Revenue	\$ (25,000)	\$ (25,000)	\$ (25,000)	\$ (25,000)	\$ (25,000)
Sale of Asset Proceeds	\$ (25,000)	\$ (25,000)	\$ (25,000)	\$ (25,000)	\$ (25,000)
Park Maintenance	\$ 135,519	\$ 489,549	\$ 487,438	\$ 367,438	\$ 504,437
Equip	\$ 80,149	\$ 275,890	\$ 210,890	\$ 165,890	\$ 205,741
48" Walk behind Mower					
48" Walk behind Mower (Toro)					
Chipper - Brush Bandit					\$ 95,000
Deep Tine Aerator					
Jacobson Leaf Blower					
Kubota Mower		\$ 45,000	\$ 45,000		
Kubota Mower (Replace w/ 0-turn)	\$ 25,000				

Radnor Township, PA
 Department Capital Report
 2024 Column is Funded - Future Years are for Planning Purposes

	2024	2025	2026	2027	2028
Leaf Vacuum - Diesel					
Power Mower Arm		\$ 30,000			
Skid Steer					
Street Sweeper - Freightliner	\$ 55,149	\$ 55,149	\$ 55,149	\$ 55,149	
Toro Ball Field Groomer		\$ 35,000			
Toro Mower		\$ 110,741	\$ 110,741	\$ 110,741	\$ 110,741
Tractor - New Holland 4WD					
Trailer 16' Landscape					
Fleet	\$ 55,370	\$ 213,659	\$ 276,548	\$ 201,548	\$ 298,696
3/4 Ton Pickup Truck		\$ 158,289	\$ 88,289	\$ 13,289	\$ 88,289
C5500 Utility Truck	\$ 22,148	\$ 22,148	\$ 22,148	\$ 22,148	\$ 22,148
Dump Truck			\$ 132,889	\$ 132,889	\$ 132,889
Stake Body 3500					\$ 22,148
Stake Body 5500	\$ 33,222	\$ 33,222	\$ 33,222	\$ 33,222	\$ 33,222
Sanitation	\$ 304,709	\$ 499,385	\$ 639,891	\$ 726,536	\$ 750,604
Fleet	\$ 304,709	\$ 499,385	\$ 639,891	\$ 726,536	\$ 750,604
3/4 Ton Pickup Truck				\$ 16,392	\$ 16,392
International / Leach	\$ 41,885	\$ 210,759	\$ 281,012	\$ 281,012	\$ 347,456
International / Leach w/Rear Hoist	\$ 84,261	\$ 70,253	\$ 140,506	\$ 210,759	\$ 210,759
Lift Hoists for Vec# 27, 30, 31, 32, 34, 35, 36					
Mini 8Yd Trash Truck		\$ 39,810	\$ 39,810	\$ 39,810	\$ 39,810
Peterbilt / Leach w/Rear Hoist	\$ 178,563	\$ 178,563	\$ 178,563	\$ 178,563	\$ 136,187
Mechanics	\$ 12,000				
Fleet	\$ 12,000				
Vehicle Floor Lift	\$ 12,000				
Police	\$ 257,734	\$ 840,683	\$ 755,317	\$ 519,871	\$ 335,479
Detective	\$ (130,000)	\$ 55,000	\$ 62,000		
Fleet		\$ 55,000	\$ 62,000		
Ford Expedition - repl with Chief car D5 - traded in					
Ford Explorer - Crime Scene			\$ 62,000		
Ford Taurus - Blue		\$ 55,000			
Revenue	\$ (130,000)				
Ford Taurus - new EV - Grant	\$ (130,000)				
Emergency Mgmt	\$ -	\$ 30,000			
Equip	\$ -	\$ 30,000			
Civil Unrest Equipment	\$ -	\$ 30,000			
K9	\$ 67,000			\$ 67,000	\$ 142,000
Fleet	\$ 67,000			\$ 67,000	\$ 142,000
Ford Crown Vic - repl w/old K3 in 2023					\$ 75,000
Ford Explorer				\$ 67,000	\$ 67,000
Ford Explorer - old car becomes K4	\$ 67,000				
Lieutenant	\$ 130,000				
Fleet	\$ 130,000				
Ford Taurus - Red - add new EV	\$ 65,000				
Ford Taurus - Silver-becomes #22 / add new EV	\$ 65,000				

Radnor Township, PA
 Department Capital Report
 2024 Column is Funded - Future Years are for Planning Purposes

	2024	2025	2026	2027	2028
Motorcycle	\$ -	\$ 70,000	\$ 70,000	\$ 105,000	
Fleet	\$ -	\$ 70,000	\$ 70,000	\$ 105,000	
Motorcycle - Alex			\$ 35,000		
Motorcycle - Chief				\$ 35,000	
Motorcycle - Ken			\$ 35,000		
Motorcycle - Pat				\$ 35,000	
Motorcycle - Patrol/Training/Backup	\$ -	\$ 70,000		\$ 35,000	
Patrol	\$ 56,425	\$ 275,475	\$ 324,425	\$ 131,425	
Equip	\$ 56,425	\$ 69,475	\$ 56,425	\$ 56,425	
Camera License Plate Readers - 11 Intersections	\$ 56,425	\$ 56,425	\$ 56,425	\$ 56,425	
Camera License Plate Readers - Grant					
Level 3 Ballistic Shields - 2/year	\$ -	\$ 13,050			
Fleet		\$ 206,000	\$ 268,000	\$ 75,000	
Enclosed Trailer					
Ford Expedition		\$ 72,000		\$ 75,000	
Ford Explorer		\$ 67,000	\$ 134,000		
Ford Explorer - repl w/Explorer hybrid		\$ 67,000			
Ford Explorer (Hybrid)			\$ 67,000		
Ford Explorer 2023 - recd 7/6/2023			\$ 67,000		
Ford Taurus - repl w/Explorer hybrid					
Ford Wagon E350 Van / add Ford Explorer hybrid- patrol					
Police	\$ 134,309	\$ 360,208	\$ 116,892	\$ 116,446	\$ 118,479
Equip	\$ 134,309	\$ 360,208	\$ 116,892	\$ 116,446	\$ 118,479
Archer Vehicle Barriers & Trailer	\$ 17,280	\$ 17,280			
Body Cameras / In-Car Camers w/Cloud Storage	\$ 65,625	\$ 65,625	\$ 65,625	\$ 65,625	\$ 65,625
CODY Pathfinder Software Upgrade					
Digital Message Board	\$ -	\$ 17,780			
Drone/hardware (mapping & accidents)					
EC Headsets (EOC)		\$ 3,300			
Ford E350 Cmd Veh Upgrade-Camera, Computer, TV	\$ -	\$ 30,000			
MDT's / Command Laptops (6)					
MDT's / Command Laptops (6) - Grant					
Mobile Radio System - 24 units		\$ 179,236			
Patrol Bicycles - 3 in service			\$ 2,400		
Patrol Rifle Replacements (Deposit in '19)					
Police Taser Guns	\$ 51,404	\$ 46,987	\$ 48,867	\$ 50,821	\$ 52,854
Powerheart AED (x14)@\$2,140 each					
Speed Boards (7)					
Townwatch				\$ 60,000	
Fleet				\$ 60,000	
Ford Crown Vic - repl w/old Explorer in 2023				\$ 60,000	
Traffic		\$ 50,000	\$ 182,000		\$ 75,000
Fleet		\$ 50,000	\$ 182,000		\$ 75,000
Digital Speed Board / Info		\$ 20,000			
Dodge Ram 1500					

Radnor Township, PA
 Department Capital Report
 2024 Column is Funded - Future Years are for Planning Purposes

	2024	2025	2026	2027	2028
Ford E-350 Truck			\$ 115,000		
Ford Escape		\$ 30,000			
Ford Explorer 2014					\$ 75,000
Ford F-250 Truck			\$ 67,000		
Ford Focus - purchase w/grant if awarded					
Transit Van					
Fleet					
Ford Transit Van - Paid by SWAT					
Chief - Prior				\$ 40,000	
Fleet				\$ 40,000	
Ford Explorer - repl w/car D3 in 2024				\$ 40,000	
Chief - Current					
Fleet					
Ford Expedition - will become D5-transport					
Fire	\$ 335,000	\$ 335,000	\$ 335,000	\$ 335,000	\$ 335,000
Bryn Mawr Fire Company	\$ 110,000	\$ 110,000	\$ 110,000	\$ 110,000	\$ 110,000
Equip					
Water Rescue Equipment					
Fleet	\$ 110,000	\$ 110,000	\$ 110,000	\$ 110,000	\$ 110,000
Township Fleet Contribution	\$ 110,000	\$ 110,000	\$ 110,000	\$ 110,000	\$ 110,000
Radnor Fire Company	\$ 225,000	\$ 225,000	\$ 225,000	\$ 225,000	\$ 225,000
Equip					
Water Rescue Equipment					
Fleet	\$ 225,000	\$ 225,000	\$ 225,000	\$ 225,000	\$ 225,000
Township Fleet Contribution	\$ 225,000	\$ 225,000	\$ 225,000	\$ 225,000	\$ 225,000
Finance	\$ 37,475	\$ 14,000	\$ 54,000	\$ 124,500	\$ 70,500
Information Tech	\$ 72,475	\$ 49,000	\$ 89,000	\$ 159,500	\$ 105,500
Equip	\$ 72,475	\$ 49,000	\$ 89,000	\$ 159,500	\$ 105,500
Admin/PD TV Monitoring & Display Boards			\$ 22,500		
Computer Replacement Program	\$ 16,000	\$ 15,000	\$ 15,000	\$ 15,000	\$ 18,000
KeyScan Swipe System - Door Access		\$ 24,000			
Laptop Replacement Program	\$ 1,600	\$ 3,000	\$ 4,000	\$ 2,000	\$ 5,000
Laserfiche Server to Cloud Migration	\$ 12,500				
Monitor Replacement Program	\$ 1,000	\$ 2,000	\$ 2,500	\$ 2,500	\$ 2,500
Network Switches	\$ 31,375				
Operating Systems Licensing					\$ 80,000
Public Works Firewall	\$ 2,000				
Security Camera Replacement / Upgrades	\$ 3,000		\$ 25,000		
Security DVR Replacement Program	\$ 5,000	\$ 5,000			
Server Replacement Program				\$ 140,000	
UPS Battery Backup Replacements			\$ 20,000		
Non-Departmental	\$ (5,000)	\$ (5,000)	\$ (5,000)	\$ (5,000)	\$ (5,000)
Revenue	\$ (5,000)	\$ (5,000)	\$ (5,000)	\$ (5,000)	\$ (5,000)
Interest Revenue	\$ (5,000)	\$ (5,000)	\$ (5,000)	\$ (5,000)	\$ (5,000)
PEG / RTV	\$ (30,000)	\$ (30,000)	\$ (30,000)	\$ (30,000)	\$ (30,000)

Radnor Township, PA
 Department Capital Report
 2024 Column is Funded - Future Years are for Planning Purposes

	2024	2025	2026	2027	2028
Equip	\$ (30,000)	\$ (30,000)	\$ (30,000)	\$ (30,000)	\$ (30,000)
Payments to RS21 (100% Comcast / 80% Verizon)	\$ 220,000	\$ 220,000	\$ 220,000	\$ 220,000	\$ 220,000
PEG Proceeds	\$ (250,000)	\$ (250,000)	\$ (250,000)	\$ (250,000)	\$ (250,000)
Studio Lighting Upgrades					
Comm. Dev.		\$ 25,000	\$ 35,000	\$ 40,000	\$ 25,000
Codes		\$ 25,000	\$ 35,000	\$ 40,000	\$ 25,000
Fleet		\$ 25,000	\$ 35,000	\$ 40,000	\$ 25,000
Director-Ford Explorer to Ford EcoSport (or similar)					
Ford Escape to Ford EcoSport (or similar)		\$ 25,000		\$ 40,000	
Ford Expedition to Ford Fusion Hybrid (or similar)					\$ 25,000
Ford Explorer to Ford EcoSport (or similar)			\$ 35,000		
Sewer Fund	\$ 57,262	\$ 75,000		\$ 66,444	\$ 66,444
Public Works	\$ 57,262	\$ 75,000		\$ 66,444	\$ 66,444
Sewer	\$ 57,262	\$ 75,000		\$ 66,444	\$ 66,444
Equip					
Stihl TS700 Cut Off Saw					
Fleet	\$ 57,262	\$ 75,000		\$ 66,444	\$ 66,444
Dump Truck				\$ 66,444	\$ 66,444
GMC 2500 Truck		\$ 75,000			
Sewer Cleaning Truck	\$ 57,262				
Utility Body 3/4 Ton					
Grand Total	\$ 1,405,688	\$ 2,911,746	\$ 2,960,682	\$ 2,845,387	\$ 2,775,415

UNFUNDED Capital Projects List
General Capital (non-sewer, non-stormwater)

	Project Total	2024	2025	2026	2027	2028
Replace	15,835,500	1,270,000	5,708,500	4,925,000	1,100,000	170,000
Trails	935,000			60,000	875,000	
Radnor Trail	935,000			60,000	875,000	
Resurface Stone Abutments along Trail	525,000				525,000	
Walking Path Resurfacing, Repairs	350,000				350,000	
Brookside Parking Lot Resurfacing & Expansion	60,000			60,000		
Parks	9,195,000	1,150,000	3,190,000	2,885,000	55,000	
Bishop Richard Allen Park	80,000		35,000	45,000		
Replace park sign	10,000			10,000		
Resurface/repave basketball court	35,000		35,000			
Playground Equipment	35,000			35,000		
Bo Connor Park	955,000	450,000	55,000			
Bo Connor Ballfield Restoration Project (x2)	55,000		55,000			
Comfort Station Replacement	450,000					
Playground replacement	450,000	450,000				
Cappelli Golf Range	8,000	8,000				
Signage replacement	8,000	8,000				
Clem Macrone Park	250,000		250,000			
Basketball Court Resurfacing / Base Repair	125,000		125,000			
Tennis Courts Resurfacing / Base Repair	125,000		125,000			
Cowan Park	425,000	150,000		275,000		
Playground equipment replacement	275,000			275,000		
Parking lot repairs/fencing replacement	150,000	150,000				
Dittmar Park	425,000		75,000	350,000		
Comfort Station Replacement	350,000			350,000		
Walking path repairs and resurfacing	75,000		75,000			
Emlen Tunnell Park	275,000	225,000		50,000		
Parking lot repairs	150,000	150,000				
Walking path resurfacing/repairs	75,000	75,000				
Playground replacement	50,000			50,000		
Encke Park	55,000		55,000			
Encke Park Ballfield Restoration Project (x2)	55,000		55,000			
Harford Park	577,000	12,000	200,000	300,000		
Driveway resurfacing / repairs	300,000			300,000		
Park Sign	12,000	12,000				
Parking lot resurfacing / repairs / reconfiguration	200,000		200,000			

UNFUNDED Capital Projects List
General Capital (non-sewer, non-stormwater)

	Project Total	2024	2025	2026	2027	2028
Fencing replacement / repairs & Dog Fencing	65,000					
Odoriso Park	1,775,000		1,775,000			
Comfort station replacement / Pavilion	450,000		450,000			
Playground replacement	425,000		425,000			
Project Contingency	75,000		75,000			
Project Inspections	125,000		125,000			
Parking lots repairs/drainage corrections/ingress/egress	375,000		375,000			
Site Furnishings / Fencing	75,000		75,000			
Recreational / Other - for discussion	250,000		250,000			
Ithan Valley Park	235,000	20,000	65,000	150,000		
Fence Replacement / Repairs	65,000		65,000			
Parking Lot Resurfacing / Restoring (stone & asphalt)	20,000	20,000				
Stonewall Repair	150,000			150,000		
North Wayne Park	585,000	35,000	450,000	100,000		
Fencing replacement / repairs	55,000			55,000		
Field House Repairs	45,000			45,000		
Parking Lot Restoning	35,000	35,000				
Playground replacement	450,000		450,000			
Petrie Park	80,000			80,000		
Playground Equipment / Site Furnishings	55,000			55,000		
Walking Path Resurfacing / Repairs	25,000			25,000		
Radnor Memorial Park	675,000			675,000		
Comfort Station Replacement	350,000			350,000		
Fencing Repairs	125,000			125,000		
Parking Lot Resurfacing/Repairs/Curb Rebuilding	200,000			200,000		
Radnor Nature Park	125,000			125,000		
Walking Path Resurfacing, Repairs	100,000			100,000		
Wood Fence Replacement	25,000			25,000		
Radnor SkatePark	525,000			525,000		
Skatepark Equipment Comprehensive Replacement	350,000			350,000		
Skatepark Reconstruction/Resurfacing	175,000			175,000		
Saw Mill Park	75,000			75,000		
Walking Path Resurfacing Repairs	75,000			75,000		
Veterans & First Responders Park	280,000	-	175,000	105,000		
Fencing Replacement	30,000			30,000		
Playground Equipment Replacement/Furnishings	175,000		175,000			

UNFUNDED Capital Projects List
General Capital (non-sewer, non-stormwater)

	Project Total	2024	2025	2026	2027	2028
Walking Path Resurfacing / Repairs	75,000			75,000		
Donation	(250,000)	(250,000)				
Memorial Plaza Development	250,000	250,000				
Warren Filipone Park	505,000		55,000			
Comfort Station Replacement	450,000					
Warren Filipone Ballfield Restoration Project (x2)	55,000		55,000			
Unkefer Park	30,000			30,000		
Walking Path Resurfacing/Repairs / Bench Replacements	30,000			30,000		
Fenimore Woods	250,000	250,000				
Pond repairs, management	250,000	250,000				
Friends of Radnor Trails Park	405,000				55,000	
Comfort Station Replacement	350,000					
Park Sign	10,000				10,000	
Walking Path Resurfacing	45,000				45,000	
Skunk Hollow Park	600,000					
Streambank Restoration/Trail Restoration	600,000					
Infrastructure	3,583,500	20,000	2,353,500	170,000	170,000	170,000
Briarwood Road	2,183,500		2,183,500			
Bridge per PennDOT Inspection Reports (one of many)	2,183,500		2,183,500			
Road Resurfacing	1,400,000	20,000	170,000	170,000	170,000	170,000
Annual Road Resurfacing Program	1,400,000	20,000	170,000	170,000	170,000	170,000
Facilities	2,122,000	100,000	165,000	1,810,000		
Library	47,000					
New Roof on Existing Building	47,000					
Township Building	150,000	100,000	40,000	10,000		
Carpet, ceiling tiles	100,000	50,000	40,000	10,000		
Curbing and Concrete Repointing	50,000	50,000				
Willows Park	1,925,000		125,000	1,800,000		
Cottage Restoration/Restrooms/Community Space	1,775,000		125,000	1,650,000		
Bathhouse Restoration/Restrooms	150,000			150,000		
New	907,450	418,250	316,800	50,000		
Parks	382,500	182,500	75,000	50,000		
Clem Macrone Park	150,000	150,000				
Playground Sun Shades	150,000	150,000				
Cowan Park	75,000					
Baseball Field Fencing/Player Benches/Fencing	75,000					

UNFUNDED Capital Projects List
General Capital (non-sewer, non-stormwater)

	Project Total	2024	2025	2026	2027	2028
Harford Park	30,000	30,000				
Lighting & Camera Security	30,000	30,000				
Park AEDs	75,000		75,000			
Install AEDs in various Township Parks	75,000		75,000			
Park Water Fountains	50,000			50,000		
Convert traditional water fountains to refilling stations, handwas	50,000			50,000		
Radnor Nature Park	2,500	2,500				
Park Sign (small)	2,500	2,500				
Infrastructure	524,950	235,750	241,800			
King of Prussia & Radnor Chester Road	266,300	24,500	241,800			
Pedestrian Crossing	266,300	24,500	241,800			
Clyde & Sproul Road	52,250	44,850				
Pedestrian Crossing	52,250	44,850				
Conestoga Road & South Devon Avenue	68,100	54,600				
Pedestrian Crossing	68,100	54,600				
King of Prussia Road Bridge	138,300	111,800				
Bridge Warning System	138,300	111,800				
Grand Total	\$ 16,742,950	\$ 1,688,250	\$ 6,025,300	\$ 4,975,000	1,100,000	\$ 170,000

Radnor Township, PA
UNFUNDED Sanitary Sewer Fund Capital Forecast
 Assuming CASH Method

	Year 1	Year 2	Year 3	Year 4	Year 5	Year 6	Year 7	Year 8	Year 9	Year 10
Future Project	\$ 400,000	\$ 3,021,000	\$ 2,815,000	\$ 5,025,000	\$ 2,615,000	\$ 2,977,000	\$ 2,615,000	\$ 3,021,000	\$ 2,515,000	\$ 2,515,000
Administrative	\$ 100,000									
Township-Wide	\$ 100,000									
Act 537 Plan (DEP)	\$ 100,000									
Pumping Station	\$ 100,000	\$ 506,000	\$ 300,000	\$ 2,510,000	\$ 100,000	\$ 462,000	\$ 100,000	\$ 506,000		
Hermitage	\$ 100,000	\$ 506,000								
Replace aging station	\$ 100,000	\$ 506,000								
Ithan Mills							\$ 100,000	\$ 506,000		
Replace aging station							\$ 100,000	\$ 506,000		
King of Prussia			\$ 300,000	\$ 2,510,000						
Replace aging station			\$ 300,000	\$ 2,510,000						
Woods Lane					\$ 100,000	\$ 462,000				
Replace aging station					\$ 100,000	\$ 462,000				
Sewer	\$ 200,000	\$ 2,515,000	\$ 2,515,000	\$ 2,515,000	\$ 2,515,000	\$ 2,515,000	\$ 2,515,000	\$ 2,515,000	\$ 2,515,000	\$ 2,515,000
Township-Wide	\$ 200,000	\$ 2,515,000	\$ 2,515,000	\$ 2,515,000	\$ 2,515,000	\$ 2,515,000	\$ 2,515,000	\$ 2,515,000	\$ 2,515,000	\$ 2,515,000
Emergency Repairs as needed		\$ 500,000	\$ 500,000	\$ 500,000	\$ 500,000	\$ 500,000	\$ 500,000	\$ 500,000	\$ 500,000	\$ 500,000
Systematic Replacement of VCP (annually)	\$ 200,000	\$ 2,015,000	\$ 2,015,000	\$ 2,015,000	\$ 2,015,000	\$ 2,015,000	\$ 2,015,000	\$ 2,015,000	\$ 2,015,000	\$ 2,015,000
Grand Total	\$ 400,000	\$ 3,021,000	\$ 2,815,000	\$ 5,025,000	\$ 2,615,000	\$ 2,977,000	\$ 2,615,000	\$ 3,021,000	\$ 2,515,000	\$ 2,515,000

Radnor Township, PA
 Stormwater Project Cost Report
 by Project Type and Project Ranking

Project Estimate	Ranking Score																Grand Total
	100	95	92	90	87	85	80	78	77	75	70	65	55	45	40		
Stormwater Management		\$ -		\$ (941,538)			\$ 1,144,986			\$ 2,730,000	\$ 1,376,895					\$ 4,310,343	
Chamounix Road Culvert											\$ 1,084,297					\$ 1,084,297	
Gulph Creek Watershed Flood Reduction w/in Tredyffrin Twp		\$ -														\$ -	
North Wayne Field Parking Lot							\$ 1,144,986									\$ 1,144,986	
South Wayne Parking Lot											\$ 292,598					\$ 292,598	
Waynewood / Louella Parking Lot									\$ 2,730,000							\$ 2,730,000	
West Wayne Preserve and Friends of the Radnor Trail Park				\$ (941,538)												\$ (941,538)	
MS4							\$ 1,566,650					\$ -	\$ 1,045,500			\$ 2,612,150	
Ithan Creek							\$ 1,566,650									\$ 1,566,650	
Radnor Trail												\$ -	\$ 1,045,500			\$ 1,045,500	
Infrastructure	\$ 4,785,000		\$ 125,000	\$ -	\$ 390,000	\$ 4,055,550	\$ 1,983,600	\$ 562,500	\$ 585,000		\$ 4,273,704	\$ 253,416			\$ 255,000	\$ 17,268,770	
137 Plant Avenue			\$ 125,000													\$ 125,000	
Ashwood Road Culvert Replacement						\$ 652,500										\$ 652,500	
Brooke Road Culvert Replacement						\$ 696,000										\$ 696,000	
Brooklea Road Culvert Replacement						\$ 652,500										\$ 652,500	
Brookside Road											\$ 328,900					\$ 328,900	
Cowan Park Parking Lot						\$ 593,750										\$ 593,750	
Earle's Lane Culvert											\$ 1,098,554					\$ 1,098,554	
East Beechtree Lane Rehabilitation							\$ 678,600									\$ 678,600	
Gulph Creek Watershed	\$ 4,785,000															\$ 4,785,000	
Highview Road Outfall											\$ 312,500					\$ 312,500	
Hunt Road Bridge Rehabilitation						\$ 681,698										\$ 681,698	
Ithan Valley Park (Downstream)												\$ 3,416				\$ 3,416	
Malin Road Culvert Replacement						\$ (85,098)										\$ (85,098)	
Radnor / Willow Area Tree Trench											\$ 436,000					\$ 436,000	
South Devon/Devonwood					\$ 390,000											\$ 390,000	
South Devon/Morris									\$ 585,000							\$ 585,000	
Spring Mill Road Culvert Replacement							\$ 609,000									\$ 609,000	
Strathmore Road Storm Sewer Replacement				\$ -												\$ -	
Valley Forge Road Storm Sewer								\$ 562,500								\$ 562,500	
Walnut Avenue Culvert (1)											\$ 1,235,000					\$ 1,235,000	
Walnut Avenue Culvert Replace (2)											\$ 862,750					\$ 862,750	
Willow Avenue Culvert Rehabilitation						\$ 864,200										\$ 864,200	
Wooton Road Storm Sewer Replacement														\$ 255,000		\$ 255,000	
Wylldhaven / South Ithan											\$ 250,000					\$ 250,000	
Wylldhaven Road Culvert						\$ 696,000										\$ 696,000	
Grand Total	\$ 4,785,000	\$ -	\$ 125,000	\$ (941,538)	\$ 390,000	\$ 4,055,550	\$ 4,695,236	\$ 562,500	\$ 585,000	\$ 2,730,000	\$ 5,650,599	\$ 253,416	\$ -	\$ 1,045,500	\$ 255,000	\$ 24,191,263	

Radnor Township, PA
2024 Board Approved Budget

Special Assessment Fund #06

Radnor Township, PA
Special Assessment Fund (#006)
2024 Operating Budget Narrative



Department Summary:

This fund was established to account for the various sanitary sewer assessment projects that the Township has entered with residents. These assessment projects included the installation of sanitary sewer lines to benefit very specific properties. The Township financed these projects through larger General Obligation Bond issuances. Then, each benefiting property is assessed their share of the principal and interest, payable over the twenty-year term of the bonds. The Finance Department is charged with the administration and collection of these assessment agreements and payments. All payments are deposited into this fund; and the proceeds are then transferred to the Debt Service Fund (#024) to be used to pay down the GO Bonds issued to finance the project.

The last assessment project installed by the Township was back in 2007.

Radnor Township, PA
 2024 Board Approved Budget Operating Statement
 Special Assessment Fund
 For the Years 2020 - 2024

Projection Description	2024 Operating Budget
Fund	006 - SPECIAL ASSM'T SPECL REV FUND
Account Status	Active

	2020	2021	2022	2023	2023	2024
	Actual	Actual	Actual	Revised Budget	YTD Actual	Board Approved
Revenue	\$ (71)	\$ (2,958)	\$ (17,418)	\$ (500)	\$ (3,491)	\$ (3,500)
05 - INTEREST AND RENTS	(71)	(517)	(2,676)	(500)	(1,254)	(1,000)
30140 - INTEREST EARNINGS	(71)	12	(444)	-	(806)	(500)
30480 - INTEREST ON PAYMENT PLANS	-	(529)	(2,233)	(500)	(448)	(500)
09 - SPECIAL ASSESSMENTS	-	(2,441)	(14,742)	-	(2,238)	(2,500)
33080 - SPEC ASSMT-PRINCIPAL	-	(2,441)	(14,742)	-	(2,238)	(2,500)
10 - REFUNDS AND MISCELLA	-	-	-	-	-	-
30370 - MISCELLANEOUS	-	-	-	-	-	-
30570 - CASH OVER/(SHORT)	-	-	-	-	-	-
98 - INTERFUND TRANSFERS	-	-	-	-	-	-
30590 - CAPITAL IMPROVEMENT	-	-	-	-	-	-
Expense	\$ 37,659	\$ 37,694	\$ -	\$ 25,958	\$ -	\$ 25,864
44 - CONTRACT SERVICES	-	-	-	-	-	-
44212 - PROFESSIONAL SERVICES	-	-	-	-	-	-
48 - CAPITAL OUTLAY	-	-	-	-	-	-
48211 - SANITARY SEWER IMPR	-	-	-	-	-	-
99 - INTERFUND TRANSFERS	37,659	37,694	-	25,958	-	25,864
51024 - DEBT SERVICE	37,659	37,694	-	25,958	-	25,864
Grand Total	\$ 37,588	\$ 34,736	\$ (17,418)	\$ 25,458	\$ (3,491)	\$ 22,364

Radnor Township, PA
2024 Board Approved Budget

Police Investigation Fund #12

**Radnor Township, PA
Investigation Fund
2024 Operating Budget Narrative**



Department Summary:

This fund was created under Pennsylvania law for certain proceeds generated through police seizures and confiscations. The state dictates what these funds can be used for, and the amount of activity is extremely limited.

Service / Program Descriptions:

Name	Description
Police Department	In the Police Department's role in drug and related enforcement, certain activity generates proceeds which are deposited into this fund.

Line-Item Descriptions:

Line Item	Description
Equipment	The Police Department has used these funds in the past to fund the purchase of small equipment.
Training / Education	These funds can be used for drug task force and related expenditures.

Radnor Township, PA
 2024 Board Approved Budget Operating Statement
 Police Investigation Fund
 For the Years 2020 - 2024

Projection Description	2024 Operating Budget
Fund	012 - INVESTIGATION SPECIAL REV FUND
Account Status	Active

	2020	2021	2022	2023	2023	2024
	Actual	Actual	Actual	Revised Budget	YTD Actual	Board Approved
Revenue	\$ (5,474)	\$ (3,498)	\$ (7,999)	\$ (2,500)	\$ (1,847)	\$ -
04 - FINES AND COSTS	(3,175)	(2,224)	(2,974)	-	(1,753)	-
30790 - FORFEITURES	(3,175)	(2,224)	(2,974)	-	(1,753)	-
05 - INTEREST AND RENTS	(18)	(5)	(25)	-	(94)	-
30140 - INTEREST EARNINGS	(18)	(5)	(25)	-	(94)	-
06 - GRANTS AND GIFTS	(2,281)	(1,269)	-	(2,500)	-	-
30740 - POLICE DRUG TASK FORCE GRANTS	(2,281)	(1,269)	-	(2,500)	-	-
10 - REFUNDS AND MISCELLA	-	-	(5,000)	-	-	-
30770 - CONTRIBUTIONS	-	-	(5,000)	-	-	-
Expense	\$ 6,863	\$ 5,847	\$ 4,983	\$ -	\$ 1,891	\$ -
42 - EMPLOYEE DEVELOPMENT	-	1,495	-	-	-	-
42077 - DTF-TRAINING	-	1,495	-	-	-	-
43 - SUPPLIES & MATERIALS	2,429	243	100	-	-	-
43050 - OPERATING SUPPLIES	2,429	243	100	-	-	-
44 - CONTRACT SERVICES	1,625	2,224	2,974	-	1,753	-
44078 - FORFEITURES	1,625	2,224	2,974	-	1,753	-
45 - UTILITIES	2,810	1,885	1,909	-	138	-
45022 - COMMUNICATIONS	2,810	1,885	1,909	-	138	-
Grand Total	\$ 1,390	\$ 2,349	\$ (3,016)	\$ (2,500)	\$ 45	\$ -

Radnor Township, PA
2024 Board Approved Budget

Department of Justice Equitable Sharing Fund #14

Radnor Township, PA
US Department of Justice Equitable Sharing Fund (#14)
2024 Operating Budget Narrative



Department Summary:

The Radnor Police Department is enrolled in the US Department of Justice Equitable Sharing Program (the Program). The Program is an enforcement partnership which will allow the US Department of Justice to share forfeited property and proceeds with the Township. Consequently, the Board of Commissioners approved the creation of this fund on February 27, 2012 with Resolution 2012-29.

For the Township to participate, the Program Agreement requires that the Township establish a new special revenue fund to account for the proceeds and expenditure of the funds. Further, the Program Agreement goes into detail on exactly how the funds will be distributed and how they can be spent. Adoption of this Resolution, along with the Township’s enrollment in the Program, will serve as direction to comply with the Agreement’s stipulations. Without the proposed new fund, the Township will not be authorized to receive any forfeited property or proceeds resulting from partnered efforts with the US Department of Justice.

Service / Program Descriptions:

Name	Description
DOJ Equitable Sharing	The Police Department works with the United States Department of Justice from time to time on special assignments. The details of the assignments are specific to each circumstance.

Line Item Descriptions:

Line Item	Description
Operating Supplies	Police supplies to be purchased from the proceeds of shared forfeited property.
Minor Equipment	Police equipment to be purchased from the proceeds of shared forfeited property.

Radnor Township, PA
 2024 Board Approved Budget Operating Statement
 Police Dept. of Justice Sharing Fund
 For the Years 2020 - 2024

Projection Description	2024 Operating Budget
Fund	014 - DEPARTMENT OF JUSTICE FUND
Account Status	Active

	2020	2021	2022	2023	2023	2024
	Actual	Actual	Actual	Revised Budget	YTD Actual	Board Approved
Revenue	\$ -	\$ -	\$ -	\$ -	\$ (236,018)	\$ (5,000)
04 - FINES AND COSTS	-	-	-	-	-	-
30790 - FORFEITURES	-	-	-	-	-	-
05 - INTEREST AND RENTS	-	-	-	-	(3,073)	(5,000)
30140 - INTEREST EARNINGS	-	-	-	-	(3,073)	(5,000)
06 - GRANTS AND GIFTS	-	-	-	-	-	-
30740 - POLICE DRUG TASK FORCE GRANTS	-	-	-	-	-	-
10 - REFUNDS AND MISCELLA	-	-	-	-	(232,945)	-
30770 - CONTRIBUTIONS	-	-	-	-	(232,945)	-
Expense	\$ -	\$ -	\$ -	\$ -	\$ 10,900	\$ 25,000
42 - EMPLOYEE DEVELOPMENT	-	-	-	-	-	-
42077 - DTF-TRAINING	-	-	-	-	-	-
43 - SUPPLIES & MATERIALS	-	-	-	-	10,900	25,000
43050 - OPERATING SUPPLIES	-	-	-	-	10,900	25,000
44 - CONTRACT SERVICES	-	-	-	-	-	-
44078 - FORFEITURES	-	-	-	-	-	-
45 - UTILITIES	-	-	-	-	-	-
45022 - COMMUNICATIONS	-	-	-	-	-	-
Grand Total	\$ -	\$ -	\$ -	\$ -	\$ (225,118)	\$ 20,000

Radnor Township, PA
2024 Board Approved Budget

Commemorative Shade Tree Fund #15

**Radnor Township, PA
 Commemorative Shade Tree Fund (#015)
 2024 Operating Budget Narrative**



Fund Summary:

This fund was created in 2013 to account for the fees and donations generated under Chapter §263 of the Radnor Township Code. As stipulated under the Code, these funds should be used for certain activity. Annually, the Township budgets for the following programs associated with the Tree Program.

Service / Program Descriptions:

Name	Description
Big Tree Program	These appropriations use the donated funds from Chanticleer along with the residential contribution of \$35 to fund the purchase of “Big Trees” which are planted on participating residents’ property. As indicated by the name, the trees planted are meant to help replace the tree canopy in Radnor.
Street Tree Program	These appropriations use the donated funds from Chanticleer along with fines raised through the Code to replace trees along Township trees for decorative purposes.
Park Tree Program	These appropriations use the fees generated from the Code to replace trees in various Township parks as recommended by the contracted Arborist, Parks and Rec Committee and Board of Commissioners.
Contractual Services: Arborist	These appropriations use the fees generated from the Code to account for the contracted arborist’s time for the programs funded by this Fund.

Radnor Township, PA
 2024 Board Approved Budget Operating Statement
 Shade Tree Fund
 For the Years 2020 - 2024

Projection Description 2024 Operating Budget
 Fund 015 - COMM SHADE TREE SPCL REV FUND
 Account Status Active

	2020	2021	2022	2023	2023	2024
	Actual	Actual	Actual	Revised Budget	YTD Actual	Board Approved
Revenue	\$ (24,425)	\$ (20,058)	\$ (6,549)	\$ (15,100)	\$ (47,017)	\$ (16,000)
04 - FINES AND COSTS	-	-	(4,750)	-	(30,280)	0.00
30070 - FINES	-	-	(4,750)	-	(30,280)	0.00
05 - INTEREST AND RENTS	(265)	(58)	(299)	(100)	(1,737)	-1,000.00
30140 - INTEREST EARNINGS	(265)	(58)	(299)	(100)	(1,737)	-1,000.00
10 - REFUNDS AND MISCELLA	(24,160)	(20,000)	(1,500)	(15,000)	(15,000)	-15,000.00
30770 - CONTRIBUTIONS	(24,160)	(20,000)	(1,500)	(15,000)	(15,000)	-15,000.00
98 - INTERFUND TRANSFERS	-	-	-	-	-	0.00
30190 - FROM GENERAL	-	-	-	-	-	0.00
Expense	\$ 6,747	\$ 84,270	\$ 36,073	\$ 20,500	\$ 37,645	\$ 16,000
44 - CONTRACT SERVICES	6,747	84,270	36,073	20,500	37,645	16,000.00
44051 - BIG TREE PLANTING	750	78,147	11,456	11,100	27,765	4,000.00
44052 - STREET TREE PLANTING	-	3,304	14,340	-	2,160	0.00
44053 - PARK TREE REPLACEMENT	1,600	-	-	-	250	0.00
44110 - CONTRACTED SVS-GENERAL	4,397	2,820	10,277	9,400	7,470	12,000.00
Grand Total	\$ (17,678)	\$ 64,213	\$ 29,524	\$ 5,400	\$ (9,372)	\$ -

Radnor Township, PA
2024 Board Approved Budget

Grant Fund #16

Radnor Township, PA
Grant Fund (#016)
2024 Operating Budget Narrative



Fund Summary:

This fund was created in 2014 to account for various grants that required the Township to establish an interest-bearing account during the project period. The grants accounted for in this fund are typically paid-in-full at the start of the project, rather than reimbursed during / after the project. It's important to note that the accounting for the project expenses exists in the Capital Improvement Fund, or Bond Improvement Fund. Then, as the Township completes segments, the grant proceeds are transferred from this Grant Fund to the Fund in which the project expenses are being recorded in.

Many Township grants are reimbursable, therefore the activity in this fund will appear to be diminishing as the primary activity anticipated for 2024 is the run out of the remaining grants.

Radnor Township, PA
 2024 Board Approved Budget Operating Statement
 Grant Accounting Fund
 For the Years 2020 - 2024

Projection Description	2024 Operating Budget
Fund	016 - GRANT FUND
Account Status	Active

	2020 Actual	2021 Actual	2022 Actual	2023 Revised Budget	2023 YTD Actual	2024 Board Approved
Revenue	\$ (116,064)	\$ (250,213)	\$ 366,156	\$ -	\$ 37	\$ -
05 - INTEREST AND RENTS	(64)	(213)	156	-	37	-
30140 - INTEREST EARNINGS	(64)	(213)	156	-	37	-
06 - GRANTS AND GIFTS	(116,000)	(250,000)	366,000	-	-	-
30350 - FEDERAL STATE CNTY GRANTS	(116,000)	(250,000)	366,000	-	-	-
98 - INTERFUND TRANSFERS	-	-	-	-	-	-
30190 - FROM GENERAL	-	-	-	-	-	-
Expense	\$ -	\$ -	\$ -	\$ -	\$ -	\$ -
44 - CONTRACT SERVICES	-	-	-	-	-	-
44110 - CONTRACTED SVS-GENERAL	-	-	-	-	-	-
Grand Total	\$ (116,064)	\$ (250,213)	\$ 366,156	\$ -	\$ 37	\$ -

Radnor Township, PA
2024 Board Approved Budget

Park Impact Fee Fund #21

Radnor Township, PA
Park Impact Fee Fund (#021)
2024 Operating Budget Narrative



Fund Summary:

This fund was created by the Board of Commissioners 2013 to account for the activity associated with §255.43.1 titled "Park and recreational land and fee requirements." As mandated under the Code, all fees paid by landowners under this Chapter are deposited into this special revenue fund. When the Board of Commissioners identify and approve projects where these funds are to be used, those dollars will be transferred from the Park Impact Fee Fund to the home fund where the rest of the project accounting exists.

In 2022, the Township Manager Recommended budget included using current available fund balance to contribute to the cost for certain capital projects for Parks and Recreation. Those funds were utilized in the completion of the Encke Park playground resurfacing and installation of sunshades. The project was budgeted for \$130,000 and completed in 2023 at a cost of \$128,962. The available fund balance was also dedicated to improvements at Odorisio Park. To date, funds are allocated for the site master planning phase, budgeted at \$175,000.

Radnor Township, PA
 2024 Board Approved Budget Operating Statement
 Park Impact Fee Fund
 For the Years 2020 - 2024

Projection Description	2024 Operating Budget
Fund	021 - RECREATION FEE SPCL REV FUND
Account Status	Active

	2020	2021	2022	2023	2023	2024
	Actual	Actual	Actual	Revised Budget	YTD Actual	Board Approved
Revenue	\$ (358,244)	\$ (27,100)	\$ (62,552)	\$ (11,000)	\$ (59,119)	\$ (20,000)
03 - LICENSES & PERMITS	(358,143)	(26,800)	(59,526)	(10,000)	(46,298)	(10,000)
30420 - SUBDIVISION REVIEW FEES	(358,143)	(26,800)	(59,526)	(10,000)	(46,298)	(10,000)
05 - INTEREST AND RENTS	(102)	(300)	(3,026)	(1,000)	(12,821)	(10,000)
30140 - INTEREST EARNINGS	(102)	(300)	(3,026)	(1,000)	(12,821)	(10,000)
Expense	\$ -	\$ -	\$ -	\$ -	\$ -	\$ -
48 - CAPITAL OUTLAY	-	-	-	-	-	-
48214 - PARK IMPR	-	-	-	-	-	-
99 - INTERFUND TRANSFERS	-	-	-	-	-	-
51023 - WILLOWS	-	-	-	-	-	-
51501 - TO PARK/TRAIL IMPR FUND	-	-	-	-	-	-
Grand Total	\$ (358,244)	\$ (27,100)	\$ (62,552)	\$ (11,000)	\$ (59,119)	\$ (20,000)

Radnor Township, PA
2024 Board Approved Budget

Park and Open Space Fund #22

Radnor Township, PA
Park & Open Space Fund (#022)
2024 Operating Budget Narrative



Department Summary:

This fund was created by the Board of Commissioners in 1994 to account for the transactions associated with the purchase of open space as well as to fund park and park facility improvements. The primary funding source is 25% of the gross real estate transfer revenues.

Line-Item Descriptions:

Line Item	Description
Legal Services – General	Allocates funding for legal services needed regarding open space and land acquisitions.
Professional Services	Allocates funding for professional services such as insurance, legal services, and due-diligence reviews.
Park Improvements	Allocates funding for park improvement services such as comprehensive studies and concept plans, park reviews.
Land Acquisitions	Allocates funding for land acquisitions.

Ardrossan Acquisition Summary: Beginning in 2015, this fund houses the accounting for the Ardrossan open space land acquisition and financing. The plan, as presented with the adoption of the purchase agreement ordinance in December 2013, includes using any available funds generated by the 0.25% of reality transfer tax, after the 2009 GO Bonds are covered to be allocated to pay for a portion of the Ardrossan Bonds. As the forecast shows, if realty transfer tax remains strong for 2023, 2024, and 2025 there shouldn't be any more need for General Fund transfers to cover the open space debt service expense.

	2018 Actual	2019 Actual	2020 Actual	Revised Budget	Twn Mgr Budget	2023 Forecast	2024 Forecast
Revenue	\$ (790,654)	\$ (1,313,270)	\$ (10,036,090)	\$ (1,051,000)	\$ (1,150,500)	\$ (1,025,500)	\$ (1,051,125)
02 - ACT 511 ENABLING TAX	(787,778)	(1,130,775)	(854,400)	(900,000)	(1,000,000)	(1,025,000)	(1,050,625)
05 - INTEREST AND RENTS	(2,876)	(2,496)	(586)	(1,000)	(500)	(500)	(500)
11 - DEBT PROCEEDS	-	-	(9,181,104)	-	-	-	-
98 - INTERFUND TRANSFERS	-	(180,000)	-	(150,000)	(150,000)	-	-
Expense	1,055,078	1,056,328	10,228,082	1,053,878	1,138,047	954,878	952,078
44 - CONTRACT SERVICES	-	-	-	-	-	-	-
49 - DEBT SERVICE	-	-	121,070	-	-	-	-
99 - INTERFUND TRANSFERS	1,055,078	1,056,328	10,107,011	1,053,878	1,138,047	954,878	952,078
Net Revenue	\$ 264,424	\$ (256,942)	\$ 191,992	\$ 2,878	\$ (12,453)	\$ (70,622)	\$ (99,047)

Radnor Township, PA
 2024 Board Approved Budget Operating Statement
 Park and Open Space Fund
 For the Years 2020 - 2024

Projection Description	2024 Operating Budget
Fund	022 - PARK&OPEN SPACE SPCL REV FUND
Account Status	Active

	2020	2021	2022	2023	2023	2024
	Actual	Actual	Actual	Revised Budget	YTD Actual	Board Approved
Revenue	\$ (10,036,090)	\$ (1,643,534)	\$ (1,033,719)	\$ (1,100,000)	\$ (786,510)	\$ (1,110,000)
02 - ACT 511 ENABLING TAX	(854,400)	(1,643,140)	(1,031,145)	(1,100,000)	(780,649)	(1,100,000)
30110 - REALTY TRANSFER TAXES	(854,400)	(1,643,140)	(1,031,145)	(1,100,000)	(780,649)	(1,100,000)
05 - INTEREST AND RENTS	(586)	(394)	(2,574)	-	(5,861)	(10,000)
30140 - INTEREST EARNINGS	(586)	(394)	(2,574)	-	(5,861)	(10,000)
30240 - PROPERTY AND EQUIPMENT RENTAL	-	-	-	-	-	-
11 - DEBT PROCEEDS	(9,181,104)	-	-	-	-	-
31090 - GOB PROCEEDS	(9,145,000)	-	-	-	-	-
31110 - BOND PREMIUMS	(36,104)	-	-	-	-	-
98 - INTERFUND TRANSFERS	-	-	-	-	-	-
30190 - FROM GENERAL	-	-	-	-	-	-
32160 - GRANT FUND	-	-	-	-	-	-
Expense	\$ 10,228,082	\$ 1,024,398	\$ 1,118,135	\$ 984,358	\$ 958,373	\$ 981,558
44 - CONTRACT SERVICES	-	-	-	-	-	-
44210 - LEGAL SVS-GENERAL	-	-	-	-	-	-
44212 - PROFESSIONAL SERVICES	-	-	-	-	-	-
48 - CAPITAL OUTLAY	-	-	-	-	3,495	-
48214 - PARK IMPR	-	-	-	-	-	-
48218 - LAND ACQUISITION	-	-	-	-	3,495	-
49 - DEBT SERVICE	121,070	-	-	-	-	-
49011 - INTEREST-BONDS	-	-	-	-	-	-
49041 - COST OF ISSUANCE	121,070	-	-	-	-	-
99 - INTERFUND TRANSFERS	10,107,011	1,024,398	1,118,135	984,358	954,878	981,558
51001 - GENERAL FUND	29,480	-	-	29,480	-	29,480
51024 - DEBT SERVICE	10,077,531	1,024,398	1,118,135	954,878	954,878	952,078
Grand Total	\$ 191,992	\$ (619,136)	\$ 84,416	\$ (115,642)	\$ 171,863	\$ (128,442)

Radnor Township, PA
2024 Board Approved Budget

Debt Service Fund #24

Radnor Township, PA
Debt Service Fund (#024)
2024 Operating Budget Narrative



Department Summary:

This fund was created by the Board of Commissioners in 2009 to account specifically for the retirement of bond issues and other debt obligations. The proceeds of the fund are dependent upon what the proceeds of the bonds were used.

The Township’s general obligation bond outstanding principal debt at January 1, 2024 will be \$61,925,000. In 2024, the Township will pay down \$3,745,000 in principal, ending the year with an outstanding balance of \$58,180,000. The beginning outstanding balance is made up in non-voted general obligations of the Township and voted open space bonds. Currently the Township has ten bond issues outstanding, as follows:

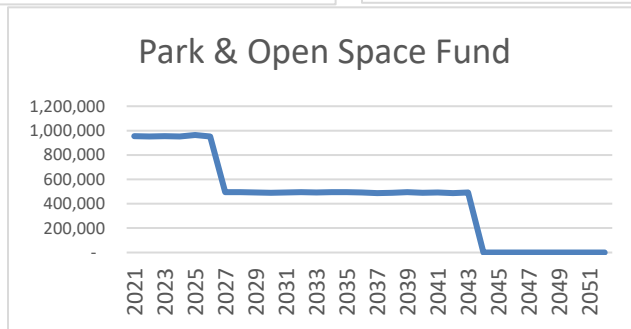
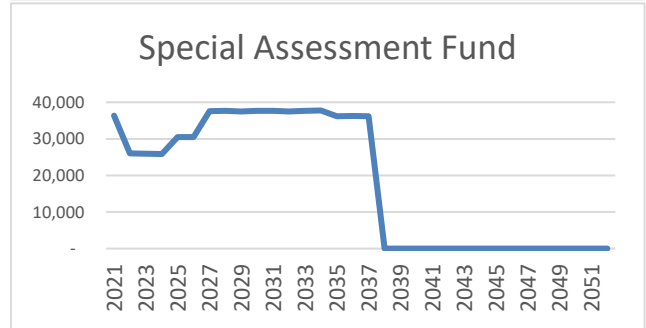
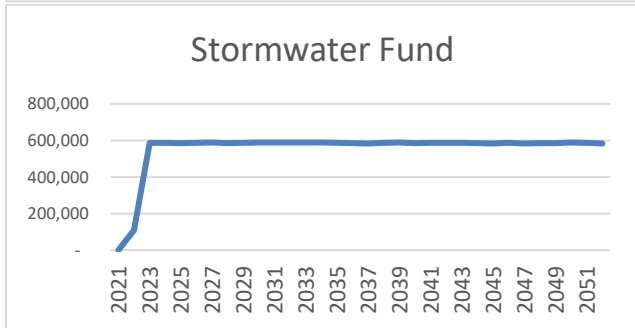
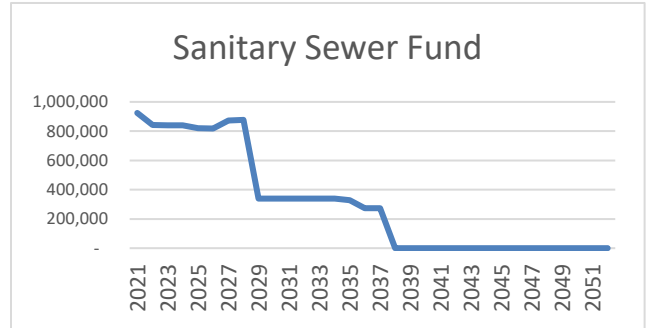
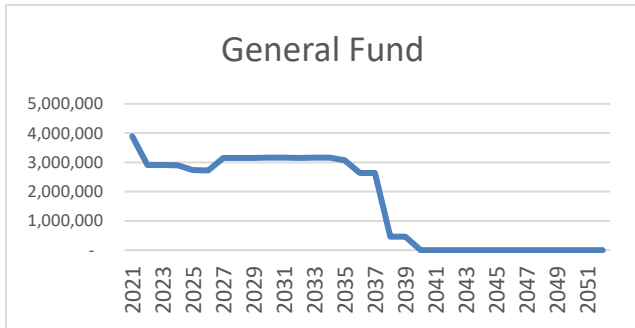
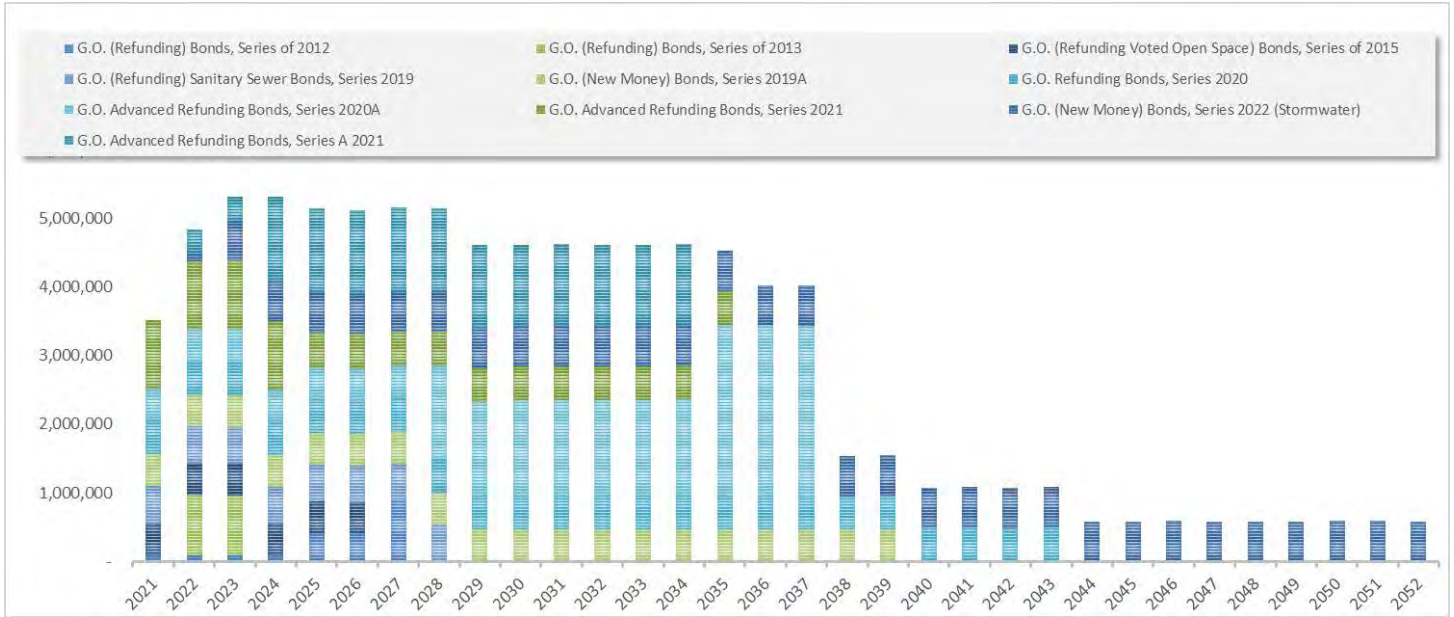
General Obligation Bond Issuance		Principal Balance
Series 2012	Refunding Series 2007 bonds	\$1,615,000
Series 2015	Refunding 2009 bonds	\$1,330,000
Series 2019	Refund Series 2018 Sewer Note	\$2,480,000
Series A of 2019	General infrastructure projects	\$6,060,000
Series 2020	Refund Series 2014 bonds	\$7,870,000
Series A of 2020	Advance refund portion of Series 2012 bonds	\$15,255,000
Series 2021	Refund Series 2015 A and Series 2016	\$5,780,000
Series A of 2021	Advance refund portion of Series 2013B bonds	\$11,715,000
Series 2022	New money for Stormwater projects	\$9,820,000
TOTAL		\$61,925,000

The Township has utilized the bond issuances through the years to fund various activities. The following table reflects the sources of revenue being used to satisfy the 2024 debt service.

Fund	Amount
General Fund – General Revenues / Real Estate Taxes	\$3,050,390
Sewer Fund – Sewer Rent	840,950
Stormwater Fund – Stormwater Fees	586,913
Special Assessment Fund – Infrastructure Projects	25,862
Parks & Open Space Fund – Real Estate Transfer Tax and Voted Millage	952,078
Wayne Art Center Repayment	73,063
Library Repayment (eliminated in 2010)	-
Total	\$5,529,256

Included in the debt service funding table above is an amount of \$220,000 which is the expected initial interest payment on a budgeted new money bond issue in 2024 in the amount of \$10,000,000. Funds will be utilized for facility improvements at the Administration and Public Works buildings including the incorporation of various clean energy and solar projects consistent with the Township’s Clean Energy Plan adopted in 2021.

Radnor Township, PA Debt Service Fund (#024) 2024 Operating Budget Narrative



Radnor Township, PA
 2024 Board Approved Budget Operating Statement
 Debt Service Fund
 For the Years 2020 - 2024

Projection Description	2024 Operating Budget
Fund	024 - DEBT SERVICE FUND
Account Status	Active

	2020	2021	2022	2023	2023	2024
	Actual	Actual	Actual	Revised Budget	YTD Actual	Board Approved
Revenue	\$ (29,277,108)	\$ (25,411,811)	\$ (4,756,677)	\$ (5,315,236)	\$ (4,894,975)	\$ (5,529,258)
05 - INTEREST AND RENTS	(17,633)	(252)	(1,932)	-	(12,296)	-
30140 - INTEREST EARNINGS	(17,633)	(252)	(1,932)	-	(12,296)	-
07 - DEPARTMENTAL EARNING	-	(58,525)	(26,863)	(75,063)	(25,063)	(73,063)
30960 - DEBT REPAY AGREEMENTS	-	(58,525)	(26,863)	(75,063)	(25,063)	(73,063)
98 - INTERFUND TRANSFERS	(29,259,474)	(25,353,033)	(4,727,883)	(5,240,173)	(4,857,603)	(5,456,195)
30060 - FROM SPECIAL ASSMT.	(37,659)	(37,694)	-	(25,958)	-	(25,864)
30190 - FROM GENERAL	(2,871,681)	(3,021,681)	(2,700,000)	(2,832,570)	(1,555,836)	(3,050,390)
30191 - GENERAL ACT 511	-	-	-	-	(1,000,000)	-
30192 - DS XFER FROM CAP IMPR FUND	-	(15,835,284)	-	-	-	-
30194 - DS XFR FROM STORMWATER FUND	-	-	(109,748)	(587,313)	(587,313)	(586,913)
30195 - DS XFER FROM 501 FUND	-	(4,608,598)	-	-	-	-
30290 - SEWER	(819,502)	(825,378)	(800,000)	(839,454)	(839,454)	(840,950)
32290 - PARK & OPEN SPACE FUND	(25,530,632)	(1,024,398)	(1,118,135)	(954,878)	(875,000)	(952,078)
32390 - WILLOWS FUND	-	-	-	-	-	-
Expense	\$ 29,399,529	\$ 25,193,345	\$ 4,835,639	\$ 5,315,236	\$ 5,253,518	\$ 5,529,256
49 - DEBT SERVICE	29,399,529	25,193,345	4,835,639	5,315,236	5,253,518	5,529,256
49011 - INTEREST-BONDS	1,916,395	2,518,025	1,395,639	1,680,236	1,618,518	1,784,256
49021 - PRINCIPAL-BONDS	27,483,134	22,675,319	3,440,000	3,635,000	3,635,000	3,745,000
49030 - BANK SERVICE CHARGES	-	-	-	-	-	-
49040 - BOND REFUNDING	-	-	-	-	-	-
49041 - COST OF ISSUANCE	-	-	-	-	-	-

Radnor Township, PA
2024 Board Approved Budget

Willows Enterprise Fund #23

Radnor Township, PA
Willows Fund (#023)
2024 Operating Budget Narrative



Department Summary:

The Willows Property is a 47-acre estate owned by Radnor Township that includes Willows Park, Mansion, and Cottage.

In 2018, the Board entered into an agreement with a newly formed 501(C)(3) Willows Park Preserve (“WPP”). At the same time, the Board approved transferring various amounts to support the \$1,000,000 donation pledged towards the improvement of the mansion. The amount was estimated based on a study performed and presented in the fall of 2017, which required approximately \$1.8 million.

The Parks & Recreation Department, along with the Public Works Department, work closely to maintain and manage the park in its entirety. In addition, they work closely with the Willows Park Preserve on various projects, initiatives, and coordination of formal usages in the best interest of community access.

TOWNSHIP FUNDING	BOC APPROVED AMOUNT	ACTUAL TRANSFERS THROUGH 2023
GENERAL FUND (#001)	\$ 800,702	235,000
\$8.0M SETTLEMENT FUND (#018)	500,000	250,000
PARK IMPACT FEE FUND (#021)	500,000	325,000
SALE OF BOY SCOUT HOUSE	190,931	190,931
TOTAL PROCEEDS	1,991,633	1,000,931

Under the Agreement with WPP, the Township is responsible for installing certain public infrastructure improvements up to the total amount approved by the Board in 2017. The Transfers identified above will be made over time, as cash is needed to install the improvements.

Line-Item Descriptions:

Line Item	Description
Utilities	Electric and gas needed to keep the mansion warm enough to prevent frozen pipes and to keep the building’s security system running.
Communications	The internet costs associated with the security system
Operating Supplies	Items needed to cover clean-up and other minor repair items that may come up during the year
Contractual Services	Services needed for major or skilled repairs
Maintenance and Repair, Buildings and Fixtures	Expenses needed to make repairs to the Mansion as they come up. These funds are not meant to cover any renovations or improvements to the Mansion.

Radnor Township, PA
 2024 Board Approved Budget Operating Statement
 Willows Enterprise Fund
 For the Years 2020 - 2024

Projection Description	2024 Operating Budget
Fund	023 - WILLOWS ENTERPRISE FUND
Account Status	Active

	2020	2021	2022	2023	2023	2024
	Actual	Actual	Actual	Revised Budget	YTD Actual	Board Approved
Revenue	\$ (4,043)	\$ (531)	\$ (115,262)	\$ (250)	\$ (158)	\$ (250)
05 - INTEREST AND RENTS	(4,043)	(531)	(262)	(250)	(158)	(250)
30140 - INTEREST EARNINGS	(4,043)	(531)	(262)	(250)	(158)	(250)
30240 - PROPERTY AND EQUIPMENT RENTAL	-	-	-	-	-	-
30340 - WILLOWS RENTALS	-	-	-	-	-	-
06 - GRANTS AND GIFTS	-	-	-	-	-	-
30530 - PRIVATE GIFTS	-	-	-	-	-	-
10 - REFUNDS AND MISCELLA	-	-	-	-	-	-
30570 - CASH OVER/(SHORT)	-	-	-	-	-	-
30770 - CONTRIBUTIONS	-	-	-	-	-	-
11 - DEBT PROCEEDS	-	-	-	-	-	-
31090 - GOB PROCEEDS	-	-	-	-	-	-
98 - INTERFUND TRANSFERS	-	-	(115,000)	-	-	-
30190 - FROM GENERAL	-	-	(115,000)	-	-	-
31180 - \$8M SETTLEMENT	-	-	-	-	-	-
32190 - RECREATIONAL FEE FUND	-	-	-	-	-	-
Expense	\$ 63,236	\$ 44,440	\$ 564,173	\$ 12,000	\$ 10,587	\$ 15,000
40 - WAGES & COMPENSATION	-	-	-	-	-	-
40010 - SALARIES-REGULAR	-	-	-	-	-	-
40020 - SALARIES-OVERTIME	-	-	-	-	-	-
40031 - SALARIES-SICK PAY INCENTIVE	-	-	-	-	-	-
40032 - SALARIES-MED EXP REIMB	-	-	-	-	-	-
41 - PAYROLL LIABILITIES	-	-	-	-	-	-
41010 - SOCIAL SECURITY TAXES	-	-	-	-	-	-
41021 - WORKERS COMPENSATION	-	-	-	-	-	-
41023 - UNEMPLOYMENT	-	-	-	-	-	-
41024 - PENSION ALLOCATION	-	-	-	-	-	-
41026 - MEDICAL INS PREMIUMS	-	-	-	-	-	-
41027 - GROUP LIFE & DISABILITY	-	-	-	-	-	-
43 - SUPPLIES & MATERIALS	-	2,830	-	-	-	-
43045 - POSTAGE	-	-	-	-	-	-
43050 - OPERATING SUPPLIES	-	2,830	-	-	-	-
44 - CONTRACT SERVICES	8,369	16,899	13,495	-	1,912	-
44022 - INSURANCE-LIABILITY	8,369	12,419	13,495	-	692	-
44110 - CONTRACTED SVS-GENERAL	-	-	-	-	1,220	-
44212 - PROFESSIONAL SERVICES	-	-	-	-	-	-
44310 - M&R-BLDGS.&FIXTURES	-	-	-	-	-	-
44311 - M&R-MACHINERY&EQUIP.	-	4,480	-	-	-	-
45 - UTILITIES	10,641	11,492	11,406	12,000	670	5,000
45010 - UTILITIES	10,641	11,492	11,406	12,000	670	5,000
45022 - COMMUNICATIONS	-	-	-	-	-	-
48 - CAPITAL OUTLAY	44,226	13,218	539,272	-	8,006	10,000
48000 - DEPRECIATION BUILDINGS	-	-	-	-	-	-
48100 - MINOR OFFICE EQUIPMENT	-	-	-	-	-	-
48204 - CAPEX-IMPROVEMENTS	44,226	13,218	539,272	-	8,006	10,000
48215 - WILLOWS IMPR	-	-	-	-	-	-
Grand Total	\$ 59,193	\$ 43,908	\$ 448,911	\$ 11,750	\$ 10,429	\$ 14,750

Radnor Township, PA

2024 Board Approved Budget

Agency Funds (non-governmental owned)

- #007 Police Pension Fund
- #008 OPEB Fund
- #010 Development Escrow Fund
- #011 Civilian Pension Fund

Radnor Township, PA
 2024 Board Approved Budget Operating Statement
 For the Years 2020 - 2024

Projection Description	2024 Operating Budget
Fund	007 - POLICE PENSION FIDUCIARY FUND
Account Status	Active

	2020 Actual	2021 Actual	2022 Actual	2023 Revised Budget	2023 YTD Actual	2024 Board Approved
Revenue	\$ (8,157,730)	\$ (7,828,864)	\$ 5,130,816	\$ -	\$ (2,967,675)	\$ (1,078,550)
05 - INTEREST AND RENTS	(778,490)	(875,596)	(1,117,772)	-	(838,871)	-
30140 - INTEREST EARNINGS	(778,490)	(875,596)	(1,117,772)	-	(838,871)	-
35070 - POLICE TRUST	-	-	-	-	-	-
06 - GRANTS AND GIFTS	-	-	-	-	-	-
30530 - PRIVATE GIFTS	-	-	-	-	-	-
10 - REFUNDS AND MISCELLA	(208,874)	(264,503)	(243,841)	-	(228,729)	-
30370 - MISCELLANEOUS	-	-	-	-	-	-
30570 - CASH OVER/(SHORT)	-	-	-	-	-	-
30770 - CONTRIBUTIONS	(208,874)	(264,503)	(243,841)	-	(228,729)	-
12 - TRUST INVESTMENT	(5,270,966)	(3,977,966)	9,222,308	-	(38,100)	-
30980 - UNREALIZED INVESTMENT GAINS	2,428,742	(2,339,893)	7,896,558	-	(298,361)	-
30990 - REALIZED INVESTMENT GAINS	(7,699,708)	(1,638,072)	1,325,749	-	260,261	-
98 - INTERFUND TRANSFERS	(1,899,400)	(2,710,800)	(2,729,879)	-	(1,861,975)	(1,078,550)
30190 - FROM GENERAL	(1,899,400)	(2,710,800)	(2,729,879)	-	(1,861,975)	(1,078,550)
30290 - SEWER	-	-	-	-	-	-
31180 - \$8M SETTLEMENT	-	-	-	-	-	-
Expense	\$ 2,867,433	\$ 2,927,518	\$ 3,061,921	\$ 133,245	\$ 2,879,610	\$ 132,000
43 - SUPPLIES & MATERIALS	-	-	-	-	-	-
43050 - OPERATING SUPPLIES	-	-	-	-	-	-
44 - CONTRACT SERVICES	72,236	109,841	110,161	133,245	91,545	132,000
44022 - INSURANCE-LIABILITY	5,568	4,590	7,060	6,500	5,194	6,500
44110 - CONTRACTED SVS-GENERAL	10,029	11,626	10,960	9,500	8,808	10,500
44212 - PROFESSIONAL SERVICES	56,640	93,624	92,141	117,245	77,542	115,000
51 - RETIREE BENEFITS	2,795,197	2,817,678	2,951,759	-	2,788,065	-
40980 - PENSION BENEFIT PAYMENTS	2,795,197	2,817,678	2,951,759	-	2,788,065	-
Grand Total	\$ (5,290,296)	\$ (4,901,346)	\$ 8,192,736	\$ 133,245	\$ (88,065)	\$ (946,550)

Radnor Township, PA
 2024 Board Approved Budget Operating Statement
 OPEB Fund
 For the Years 2020 - 2024

Projection Description 2024 Operating Budget
 Fund 008 - OTHER POST EMP BEN FIDUC FUND
 Account Status Active

	2020	2021	2022	2023	2023	2024
	Actual	Actual	Actual	Revised Budget	YTD Actual	Board Approved
Revenue	\$ (3,410,908)	\$ (2,328,144)	\$ 113,694	\$ (1,485,082)	\$ (1,375,463)	\$ (1,533,825)
05 - INTEREST AND RENTS	(133,324)	(149,980)	(195,758)	-	(151,135)	(30,000)
30140 - INTEREST EARNINGS	(133,324)	(149,980)	(195,758)	-	(151,135)	(30,000)
10 - REFUNDS AND MISCELLA	-	-	-	-	(389)	-
30370 - MISCELLANEOUS	-	-	-	-	(389)	-
30570 - CASH OVER/(SHORT)	-	-	-	-	-	-
30770 - CONTRIBUTIONS	-	-	-	-	-	-
12 - TRUST INVESTMENT	(903,997)	(682,306)	1,577,729	-	(13,598)	-
30980 - UNREALIZED INVESTMENT GAINS	(1,688,809)	(493,931)	1,477,983	-	103,073	-
30990 - REALIZED INVESTMENT GAINS	784,812	(188,376)	99,746	-	(116,671)	-
98 - INTERFUND TRANSFERS	(2,373,587)	(1,495,858)	(1,268,277)	(1,485,082)	(1,210,341)	(1,503,825)
30190 - FROM GENERAL	(2,373,587)	(1,495,858)	(1,268,277)	(1,485,082)	(1,210,341)	(1,503,825)
30290 - SEWER	-	-	-	-	-	-
Expense	\$ 1,667,523	\$ 1,514,378	\$ 1,300,294	\$ 1,486,194	\$ 1,377,529	\$ 1,503,825
41 - PAYROLL LIABILITIES	1,643,727	1,493,955	1,272,821	1,466,682	1,361,684	1,485,425
41026 - MEDICAL INS PREMIUMS	1,594,458	1,448,723	1,222,210	1,416,682	1,315,494	1,429,425
41027 - GROUP LIFE & DISABILITY	49,270	45,232	50,611	50,000	46,191	56,000
43 - SUPPLIES & MATERIALS	-	-	-	-	-	-
43050 - OPERATING SUPPLIES	-	-	-	-	-	-
44 - CONTRACT SERVICES	23,795	20,423	27,474	19,512	15,844	18,400
44022 - INSURANCE-LIABILITY	-	-	-	-	-	-
44110 - CONTRACTED SVS-GENERAL	2,030	2,030	2,031	2,400	1,667	2,400
44212 - PROFESSIONAL SERVICES	21,765	18,393	25,443	17,112	14,178	16,000
Grand Total	\$ (1,743,385)	\$ (813,766)	\$ 1,413,989	\$ 1,112	\$ 2,066	\$ (30,000)

Radnor Township, PA
 2024 Board Approved Budget Operating Statement
 Escrow Fund
 For the Years 2020 - 2024

Projection Description	2024 Operating Budget
Fund	010 - ESCROW FIDUCIARY FUND
Account Status	Active

	2020	2021	2022	2023	2023	2024
	Actual	Actual	Actual	Revised Budget	YTD Actual	Board Approved
Revenue	\$ (544,565)	\$ (513,342)	\$ (289,009)	\$ (300,000)	\$ (557,856)	\$ (300,000)
05 - INTEREST AND RENTS	(4,898)	(1,336)	(1,876)	-	(7,473)	-
30140 - INTEREST EARNINGS	(4,898)	(1,336)	(1,876)	-	(7,473)	-
10 - REFUNDS AND MISCELLA	(539,667)	(512,006)	(287,133)	(300,000)	(550,384)	(300,000)
30370 - MISCELLANEOUS	(539,667)	(512,006)	(287,133)	(300,000)	(550,384)	(300,000)
Expense	\$ -	\$ 14,727	\$ 288,017	\$ 495,118	\$ 392,260	\$ 300,000
44 - CONTRACT SERVICES	-	14,727	288,017	495,118	392,260	300,000
44113 - CONTRACTED SVS-REIMB	-	14,727	288,017	495,118	392,260	300,000
Grand Total	\$ (544,565)	\$ (498,615)	\$ (992)	\$ 195,118	\$ (165,596)	\$ -

Radnor Township, PA
 2024 Board Approved Budget Operating Statement
 Civilian Pension Fund
 For the Years 2020 - 2024

Projection Description 2024 Operating Budget
 Fund 011 - CIVILIAN PENSION FIDUC FUND
 Account Status Active

	2020	2021	2022	2023	2023	2024
	Actual	Actual	Actual	Revised Budget	YTD Actual	Board Approved
Revenue	\$ (7,158,972)	\$ (6,172,477)	\$ 5,345,020	\$ -	\$ (3,158,019)	\$ (1,239,300)
05 - INTEREST AND RENTS	(708,426)	(784,591)	(1,004,180)	-	(1,349,617)	-
30140 - INTEREST EARNINGS	(708,426)	(784,591)	(1,004,180)	-	(699,617)	-
35110 - CIVILIAN TRUST	-	-	-	-	(650,000)	-
06 - GRANTS AND GIFTS	-	-	-	-	-	-
30530 - PRIVATE GIFTS	-	-	-	-	-	-
10 - REFUNDS AND MISCELLA	(262,838)	(262,962)	(256,726)	-	(215,041)	-
30370 - MISCELLANEOUS	-	-	-	-	-	-
30570 - CASH OVER/(SHORT)	-	-	-	-	-	-
30770 - CONTRIBUTIONS	(262,838)	(262,962)	(256,726)	-	(215,041)	-
12 - TRUST INVESTMENT	(4,705,408)	(3,552,024)	8,199,710	-	(94,762)	-
30980 - UNREALIZED INVESTMENT GAINS	1,892,180	(2,425,693)	7,093,563	-	(402,006)	-
30990 - REALIZED INVESTMENT GAINS	(6,597,588)	(1,126,331)	1,106,146	-	307,244	-
98 - INTERFUND TRANSFERS	(1,482,300)	(1,572,900)	(1,593,784)	-	(1,498,600)	(1,239,300)
30190 - FROM GENERAL	(1,455,791)	(1,545,232)	(1,572,017)	-	(1,479,495)	(1,239,300)
30290 - SEWER	(26,509)	(27,668)	(21,767)	-	(19,105)	-
31180 - \$8M SETTLEMENT	-	-	-	-	-	-
Expense	\$ 2,168,412	\$ 2,216,641	\$ 2,516,770	\$ 118,050	\$ 2,255,551	\$ 94,900
43 - SUPPLIES & MATERIALS	-	-	-	-	-	-
43050 - OPERATING SUPPLIES	-	-	-	-	-	-
44 - CONTRACT SERVICES	68,982	89,826	107,652	118,050	83,206	94,900
44022 - INSURANCE-LIABILITY	4,111	(4,661)	14,207	5,400	3,919	5,300
44110 - CONTRACTED SVS-GENERAL	9,052	10,428	9,886	9,600	7,875	9,600
44212 - PROFESSIONAL SERVICES	55,819	84,059	83,559	103,050	71,413	80,000
51 - RETIREE BENEFITS	2,099,430	2,126,815	2,409,119	-	2,172,345	-
40980 - PENSION BENEFIT PAYMENTS	2,099,430	2,126,815	2,409,119	-	2,172,345	-
Grand Total	\$ (4,990,560)	\$ (3,955,836)	\$ 7,861,790	\$ 118,050	\$ (902,468)	\$ (1,144,400)

Radnor Township, PA
2024 Board Approved Budget

Exhibit A: Supplemental Information Section

Radnor Township, PA
2024 Board Approved Budget

Real Estate Tax Assumption

Millage Rate History

Radnor Township, PA
Township Assessed Valuation and Rates of Real Estate Taxation
For the Years Ending 2000 - 2024

Year	Assessed Value Breakdown					Taxable Assessment Information			Millage Information		
	Tax Exempt	Residential	Commercial	Other Property	Total Assessment	Total Taxable	Annual % Δ	Running 5 Year CAGR %	Millage Rate	Annual % Δ	Running 5 Year CAGR %
2000	\$ 393,867,910	\$ 1,827,631,476	\$ 962,846,955	\$ 76,844,247	\$ 3,261,190,588	\$ 2,867,322,678	n/a	n/a	2.5500	n/a	n/a
2001	\$ 393,867,910	\$ 1,866,076,027	\$ 983,100,841	\$ 78,460,698	\$ 3,321,505,476	\$ 2,927,637,566	2.10%	n/a	2.5500	0.00%	n/a
2002	\$ 385,756,733	\$ 1,915,307,513	\$ 983,100,841	\$ 78,460,698	\$ 3,362,625,785	\$ 2,976,869,052	1.68%	n/a	2.3500	-7.84%	n/a
2003	\$ 385,756,733	\$ 1,934,879,737	\$ 992,392,482	\$ 79,066,714	\$ 3,392,095,666	\$ 3,006,338,933	0.99%	n/a	2.3500	0.00%	n/a
2004	\$ 385,756,733	\$ 1,951,398,399	\$ 988,072,742	\$ 78,466,376	\$ 3,403,694,250	\$ 3,017,937,517	0.39%	n/a	2.5600	8.94%	n/a
2005	\$ 385,756,733	\$ 1,965,072,901	\$ 994,996,703	\$ 79,016,231	\$ 3,424,842,568	\$ 3,039,085,835	0.70%	1.17%	2.7900	8.98%	1.82%
2006	\$ 407,686,215	\$ 2,306,908,769	\$ 711,846,537	\$ 45,231,948	\$ 3,471,673,469	\$ 3,063,987,254	0.82%	0.91%	3.0100	7.89%	3.37%
2007	\$ 407,541,105	\$ 2,333,987,261	\$ 706,971,527	\$ 43,784,084	\$ 3,492,283,977	\$ 3,084,742,872	0.68%	0.71%	3.0100	0.00%	5.08%
2008	\$ 427,700,645	\$ 2,374,223,989	\$ 683,048,147	\$ 42,539,224	\$ 3,527,512,005	\$ 3,099,811,360	0.49%	0.61%	3.0100	0.00%	5.08%
2009	\$ 444,577,193	\$ 2,399,381,717	\$ 684,171,717	\$ 47,765,544	\$ 3,575,896,171	\$ 3,131,318,978	1.02%	0.74%	3.0100	0.00%	3.29%
2010	\$ 445,876,898	\$ 2,404,787,156	\$ 680,386,421	\$ 46,157,028	\$ 3,577,207,503	\$ 3,131,330,605	0.00%	0.60%	3.3411	11.00%	3.67%
2011	\$ 448,146,338	\$ 2,404,723,368	\$ 675,657,684	\$ 44,557,628	\$ 3,573,085,018	\$ 3,124,938,680	-0.20%	0.39%	3.6411	8.98%	3.88%
2012	\$ 448,267,948	\$ 2,426,398,552	\$ 678,489,534	\$ 42,417,098	\$ 3,595,573,132	\$ 3,147,305,184	0.72%	0.40%	3.7511	3.02%	4.50%
2013	\$ 448,741,948	\$ 2,434,177,164	\$ 677,339,914	\$ 41,270,105	\$ 3,601,529,131	\$ 3,152,787,183	0.17%	0.34%	3.7511	0.00%	4.50%
2014	\$ 446,216,948	\$ 2,456,745,267	\$ 679,253,194	\$ 40,038,325	\$ 3,622,253,734	\$ 3,176,036,786	0.74%	0.28%	3.7511	0.00%	4.50%
2015	\$ 446,742,488	\$ 2,476,346,460	\$ 653,004,104	\$ 41,695,537	\$ 3,617,788,589	\$ 3,171,046,101	-0.16%	0.25%	3.7511	0.00%	2.34%
2016	\$ 446,358,268	\$ 2,496,459,218	\$ 651,319,891	\$ 45,412,937	\$ 3,639,550,314	\$ 3,193,192,046	0.70%	0.43%	3.9228	4.58%	1.50%
2017	\$ 449,155,488	\$ 2,511,862,686	\$ 669,662,901	\$ 47,501,830	\$ 3,678,182,905	\$ 3,229,027,417	1.12%	0.51%	3.9228	0.00%	0.90%
2018	\$ 452,240,125	\$ 2,511,835,640	\$ 669,662,901	\$ 45,620,478	\$ 3,679,359,144	\$ 3,227,119,019	-0.06%	0.47%	3.9228	0.00%	0.90%
2019	\$ 467,529,185	\$ 2,520,068,437	\$ 668,800,001	\$ 57,025,856	\$ 3,713,423,479	\$ 3,245,894,294	0.52%	0.58%	4.1582	6.00%	2.08%
2020	\$ 479,231,695	\$ 2,528,204,985	\$ 638,409,891	\$ 59,392,620	\$ 3,705,239,191	\$ 3,226,007,496	-0.03%	0.31%	4.4082	6.01%	3.28%
2021	\$ 768,363,584	\$ 5,184,430,879	\$ 1,013,498,371	\$ 79,569,092	\$ 7,045,861,926	\$ 6,277,498,342	94.52%	14.60%	2.2837	-48.19%	1.73%
2022	\$ 802,284,034	\$ 5,219,824,385	\$ 1,096,881,961	\$ 78,672,672	\$ 7,197,663,052	\$ 6,395,379,018	97.03%	15.06%	2.2837	0.00%	1.78%
2023	\$ 798,508,494	\$ 5,260,025,559	\$ 1,096,378,111	\$ 84,073,109	\$ 7,238,985,273	\$ 6,440,476,779	101.69%	15.40%	2.3865	4.50%	1.95%
2024	\$ 798,508,494	\$ 5,260,025,559	\$ 1,096,378,111	\$ 84,073,109	\$ 7,238,985,273	\$ 6,440,476,779	99.46%	15.36%	2.4365	2.10%	2.16%

Change

(768,363,584)

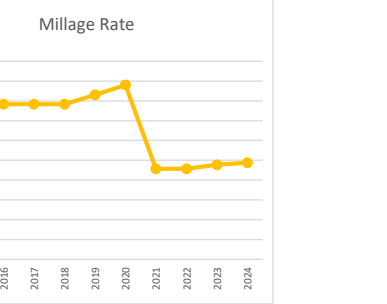
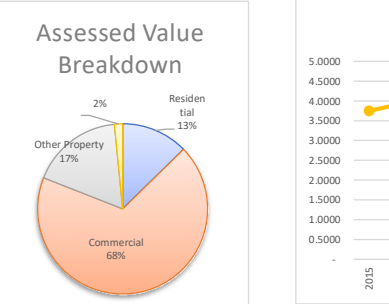
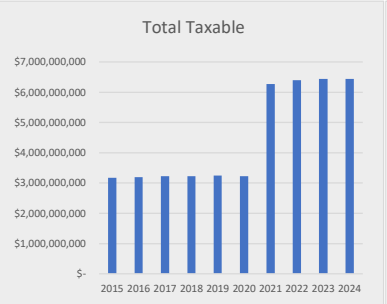
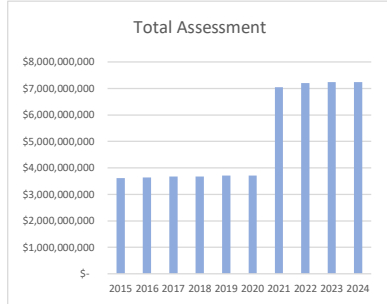
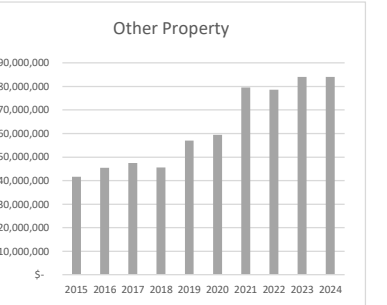
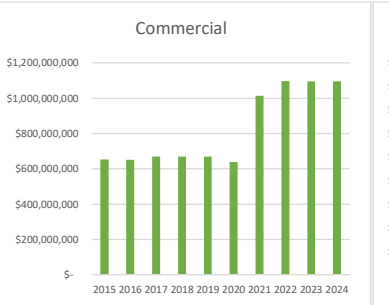
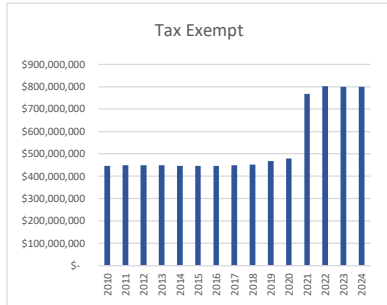
(5,184,430,879)

(1,013,498,371)

(79,569,092)

(7,045,861,926)

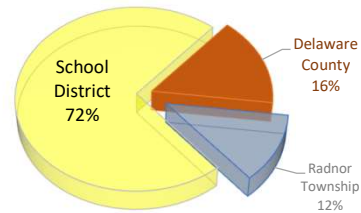
*County wide re-assessment, eff. January 2000



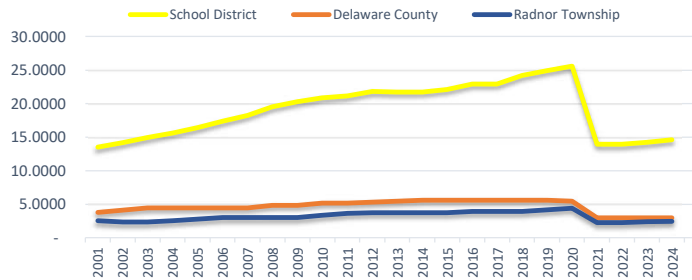
Radnor Township, PA
Real Estate Tax Breakdown
For the Years 2001-2024

Year	Total Assessed Value [c]	Taxable Assessed Value [c]	% Change	Millage Rates							
				School District	% Change	Delaware County	% Change	Radnor Township	% Change	Total	% Change
2001	\$ 3,321,505,476	\$ 2,927,637,566	2.1%	13.5000	n/a	3.8000	n/a	2.5500	n/a	19.8500	n/a
2002	\$ 3,362,625,785	\$ 2,976,869,052	1.7%	14.1700	5.0%	4.1020	7.9%	2.3500	-7.8%	20.6220	3.9%
2003	\$ 3,392,095,666	\$ 3,006,338,933	1.0%	14.9200	5.3%	4.4500	8.5%	2.3500	0.0%	21.7200	5.3%
2004	\$ 3,403,694,250	\$ 3,017,937,517	0.4%	15.6400	4.8%	4.4500	0.0%	2.5600	8.9%	22.6500	4.3%
2005	\$ 3,424,842,568	\$ 3,039,085,835	0.7%	16.4100	4.9%	4.4500	0.0%	2.7900	9.0%	23.6500	4.4%
2006	\$ 3,471,673,469	\$ 3,063,987,254	0.8%	17.3670	5.8%	4.4500	0.0%	3.0100	7.9%	24.8270	5.0%
2007	\$ 3,492,283,977	\$ 3,084,742,872	0.7%	18.2359	5.0%	4.4500	0.0%	3.0100	0.0%	25.6959	3.5%
2008	\$ 3,527,512,005	\$ 3,099,811,360	0.5%	19.5118	7.0%	4.8250	8.4%	3.0100	0.0%	27.3468	6.4%
2009	\$ 3,575,896,171	\$ 3,131,318,978	1.0%	20.2730	3.9%	4.8250	0.0%	3.0100	0.0%	28.1080	2.8%
2010	\$ 3,577,207,503	\$ 3,131,330,605	0.0%	20.8681	2.9%	5.1840	7.4%	3.3411	11.0%	29.3932	4.6%
2011	\$ 3,573,085,018	\$ 3,124,938,680	-0.2%	21.1439	1.3%	5.1840	0.0%	3.6411	9.0%	29.9690	2.0%
2012	\$ 3,595,573,132	\$ 3,147,305,184	0.7%	21.8227	3.2%	5.3040	2.3%	3.7511	3.0%	30.8778	3.0%
2013	\$ 3,601,529,131	\$ 3,152,787,183	0.2%	21.7122	-0.5%	5.4520	2.8%	3.7511	0.0%	31.0258	0.5%
2014	\$ 3,622,253,734	\$ 3,176,036,786	0.7%	21.7122	0.0%	5.6040	2.8%	3.7511	0.0%	31.0673	0.1%
2015	\$ 3,617,788,589	\$ 3,171,046,101	-0.2%	22.1247	1.9%	5.6040	0.0%	3.7511	0.0%	31.4798	1.3%
2016	\$ 3,639,550,314	\$ 3,193,192,046	0.0%	22.9262	3.6%	5.6040	0.0%	3.9228	4.6%	32.4530	3.1%
2017	\$ 3,678,182,905	\$ 3,229,027,417	0.0%	22.9262	0.0%	5.6040	0.0%	3.9228	0.0%	32.4530	0.0%
2018	\$ 3,679,359,144	\$ 3,227,119,019	0.0%	24.1867	5.5%	5.6040	0.0%	3.9228	0.0%	33.7135	3.9%
2019	\$ 3,713,423,479	\$ 3,245,894,294	0.0%	24.9181	3.0%	5.6040	0.0%	4.1582	6.0%	34.6803	2.9%
2020	\$ 3,689,142,591	\$ 3,221,613,406	-0.7%	25.5659	2.6%	5.4610	-2.6%	4.4082	6.0%	35.4351	2.2%
2021	\$ 7,045,861,296	\$ 6,277,498,342	94.9%	13.9224	-45.5%	2.9990	-45.1%	2.2837	-48.2%	19.2051	-45.8%
2022	\$ 7,089,632,172	\$ 6,287,348,138	0.2%	13.9224	0.0%	2.9990	0.0%	2.2837	0.0%	19.2051	0.0%
2023	\$ 7,238,985,273	\$ 6,440,476,779	2.4%	14.2371	2.3%	2.9990	0.0%	2.3865	4.5%	19.6226	2.2%
2024	\$ 7,238,985,273	\$ 6,440,476,779	0.0%	14.6329	2.8%	2.9990	0.0%	2.4365	2.1%	20.0684	2.3%

TOTAL MILLAGE RATE DISTRIBUTION



HISTORICAL MILLAGE RATES



Footnotes:

1. The School District Millage Rates run from July 1 - June 30. In the table above, the year in which the school district millage is included, is the year in which the School District adopted that millage rate. For example, the 2024 Millage rate of 14.6329 is for the July 1, 2023 - June 30, 2024 school year.
2. As a result of footnote #1, the Total millage rate adds the millage rates for the Township and County, plus the most recently approved rate from the School District. For example, the 2024 Total millage rate includes the 2024 millage rates for the Township and County, plus the 2023/2024 millage rate from the School District

Sources:

- (a) School Millage Rates: School District Records
- (b) County Millage Rates: Phone call confirmation
- (c) Township Millage Rates: Township Records / ACFR

Radnor Township, PA
2024 Board Approved Budget

Consumer Price Index

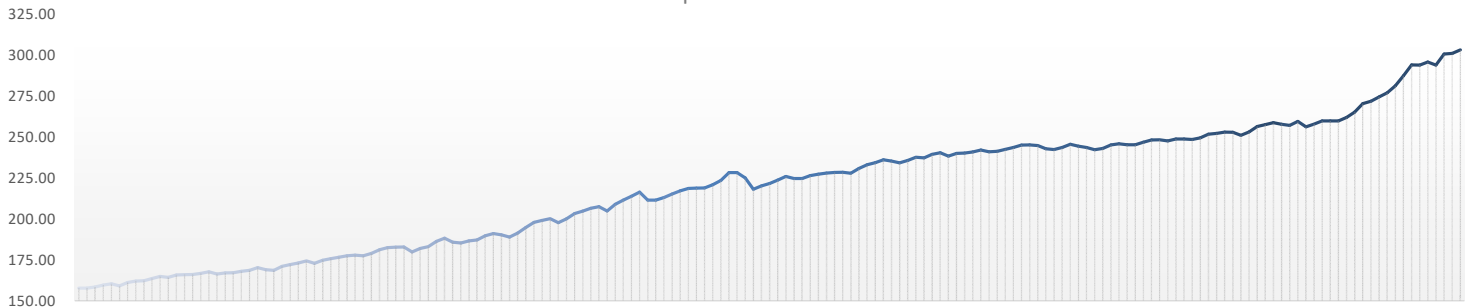
Radnor Township, PA
Philadelphia Region Consumer Price Index Summary Information

Consumer Price Index - All Urban Consumers

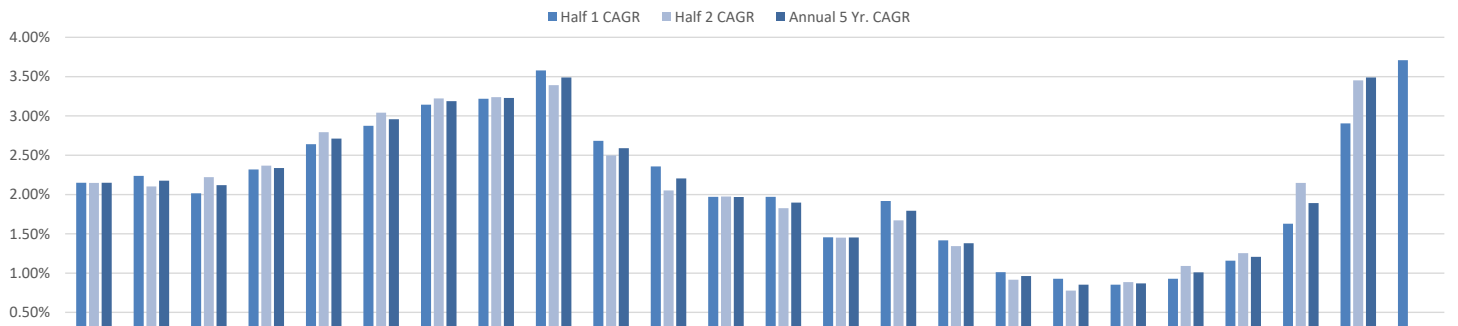
Series Id: CUURA102SA0 Not Seasonally Adjusted
Area: Philadelphia-Wilmington-Atlantic City, PA-NJ-DE-MD
Item: All items
Base Period: 1982-84=100
Link: [Department of Labor - Philadelphia Area CPI](#)

Year	Feb	Apr	Jun	Aug	Oct	Dec	Annual	%Δ	Annual 5 Yr.						
									CAGR	HALF1	%Δ2	Half 1 CAGR	HALF2	%Δ3	Half 2 CAGR
1995	157.80	157.80	158.40	159.60	160.40	159.10	158.70	n/a	-	157.70	n/a	-	159.70	n/a	-
1996	161.20	162.10	162.30	163.60	164.90	164.30	162.80	2.58%	-	161.60	2.47%	-	164.10	2.76%	-
1997	165.80	166.00	166.10	166.80	167.70	166.40	166.50	2.27%	-	165.90	2.66%	-	167.10	1.83%	-
1998	167.00	167.10	168.00	168.60	170.30	169.00	168.20	1.02%	-	167.20	0.78%	-	169.20	1.26%	-
1999	168.60	171.10	172.10	173.10	174.40	172.90	171.90	2.20%	-	170.30	1.85%	-	173.40	2.48%	-
2000	174.80	175.80	176.60	177.50	177.90	177.50	176.50	2.68%	2.15%	175.40	2.99%	2.15%	177.60	2.42%	2.15%
2001	179.00	181.20	182.50	182.80	182.90	179.90	181.30	2.72%	2.18%	180.50	2.91%	2.24%	182.10	2.53%	2.10%
2002	182.00	183.10	186.30	188.30	185.80	185.30	184.90	1.99%	2.12%	183.30	1.55%	2.01%	186.50	2.42%	2.22%
2003	186.60	187.20	189.70	191.10	190.30	189.00	188.80	2.11%	2.34%	187.50	2.29%	2.32%	190.20	1.98%	2.37%
2004	191.40	194.80	198.00	199.10	200.20	197.80	196.50	4.08%	2.71%	194.00	3.47%	2.64%	199.00	4.63%	2.79%
2005	200.10	203.30	204.80	206.60	207.50	204.90	204.20	3.92%	2.96%	202.10	4.18%	2.87%	206.30	3.67%	3.04%
2006	209.00	211.60	213.90	216.40	211.60	211.60	212.10	3.87%	3.19%	210.70	4.26%	3.14%	213.40	3.44%	3.22%
2007	213.15	215.27	217.26	218.69	218.93	219.03	216.74	2.19%	3.23%	214.75	1.92%	3.22%	218.73	2.50%	3.24%
2008	220.94	223.62	228.41	228.34	225.11	218.19	224.13	3.41%	3.49%	223.54	4.09%	3.58%	224.73	2.74%	3.39%
2009	220.26	221.69	223.81	226.04	224.79	224.80	223.29	-0.38%	2.59%	221.45	-0.93%	2.68%	225.13	0.18%	2.50%
2010	226.53	227.43	228.07	228.50	228.54	228.02	227.72	1.98%	2.20%	227.07	2.54%	2.36%	228.36	1.44%	2.05%
2011	230.88	233.14	234.46	236.20	235.44	234.31	233.81	2.68%	1.97%	232.29	2.30%	1.97%	235.33	3.05%	1.98%
2012	235.86	237.78	237.41	239.56	240.54	238.49	238.10	1.83%	1.90%	236.76	1.92%	1.97%	239.44	1.75%	1.83%
2013	240.14	240.55	240.99	242.13	241.14	241.37	240.90	1.18%	1.45%	240.28	1.49%	1.46%	241.52	0.87%	1.45%
2014	242.58	243.69	245.25	245.30	244.95	242.91	244.05	1.31%	1.79%	243.52	1.35%	1.92%	244.58	1.27%	1.67%
2015	242.42	243.72	245.68	244.52	243.70	242.36	243.86	-0.08%	1.38%	243.61	0.04%	1.42%	244.11	-0.19%	1.34%
2016	243.13	245.30	245.98	245.37	245.39	246.95	245.29	0.59%	0.96%	244.29	0.28%	1.01%	246.30	0.90%	0.92%
2017	248.35	248.41	247.71	248.92	248.96	248.62	248.42	1.28%	0.85%	247.95	1.50%	0.93%	248.90	1.06%	0.78%
2018	249.57	251.85	252.39	253.09	253.04	251.15	251.56	1.26%	0.87%	250.71	1.12%	0.85%	252.41	1.41%	0.89%
2019	253.22	256.53	257.71	258.88	257.97	257.19	256.62	2.01%	1.01%	255.02	1.72%	0.93%	258.22	2.30%	1.09%
2020	259.69	256.35	257.98	259.97	259.98	259.99	258.92	0.90%	1.21%	258.04	1.19%	1.16%	259.80	0.61%	1.25%
2021	262.17	265.36	270.50	272.04	274.65	277.16	269.37	4.04%	1.89%	264.83	2.63%	1.63%	273.92	5.43%	2.15%
2022	281.40	287.60	294.21	294.13	295.98	294.13	294.88	9.47%	3.49%	286.11	8.04%	2.90%	294.95	7.68%	3.45%
2023	300.88	301.23	303.45	305.74	306.28					300.79	5.13%	3.71%			

Annual CPI - All Urban Consumers
Philadelphia Metro Area



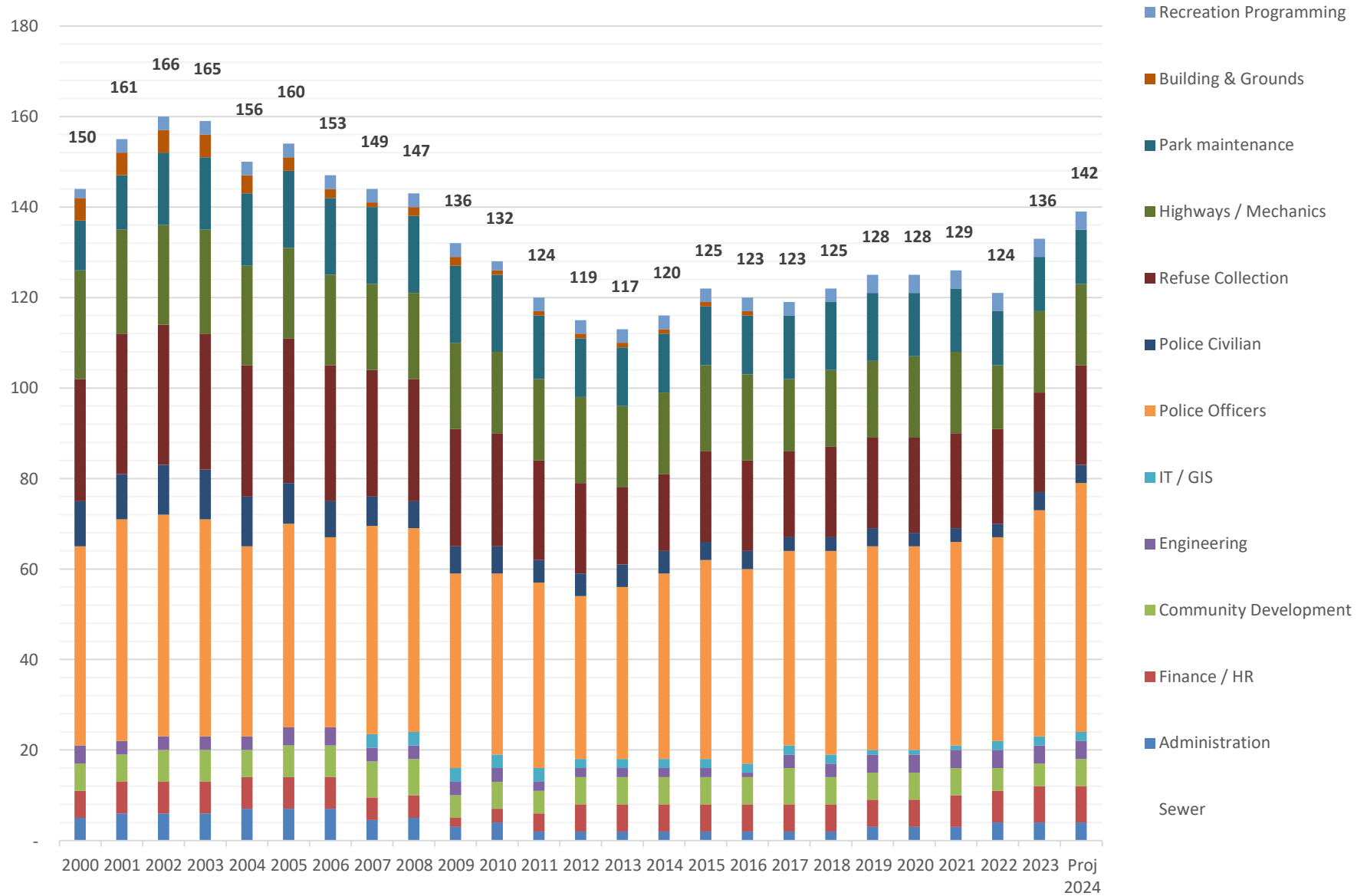
Five Year Compounded Annual Growth Rates



Radnor Township, PA
2024 Board Approved Budget

Full-Time Employee Headcount Worksheets

Full Time Employee Head Count By Department as of 12/31 of each year [2024 Headcount is Budgeted]



Radnor Township, PA
2024 Board Approved Budget

2024 Schedule of Wage and Related Benefit Expenditures

Radnor Township, PA
 Schedule of Employee Payroll and Related Liabilities and Benefit Expenses
 For the Year Budgeted, 2024

	Administration					Treasurer			Finance Finance, Human Resources, IT, Switchboard									
	Board of Commissioners	Zoning Hearing Board	Township Manager	Executive Assistant	Department Total	Public Information Officer	Multimedia & Production Coordinator	Department Total	Treasurer	Department Total	Finance Director	Asst. Finance Director	HR & Financial Coordinator	Act 511 Administrator	Administrative Services Coordinator	Expense Accountant	Revenue Accountant	
			100%	100%		100%	100%				80%	66%	100%	100%	100%	100%	100%	
Wages:																		
Base Wages Full Time	14,700	2,100	201,000	90,919	308,719	89,550	62,202	151,752	26,000	26,000	136,484	72,952	104,896	145,289	119,730	77,044	67,447	
Base Wages Part Time	-	-	-	-	-	-	-	-	-	-	-	-	-	53,561	-	-	-	
Night Differential	-	-	-	-	-	-	-	-	-	-	-	-	-	-	-	-	-	
On Call Bonus	-	-	-	-	-	-	-	-	-	-	-	-	-	-	-	-	-	
Acting Sergeant Pay - Day	-	-	-	-	-	-	-	-	-	-	-	-	-	-	-	-	-	
Acting Sergeant Pay - Night	-	-	-	-	-	-	-	-	-	-	-	-	-	-	-	-	-	
Holiday Pay - Day	-	-	-	-	-	-	-	-	-	-	-	-	-	-	-	-	-	
Holiday Pay - Night	-	-	-	-	-	-	-	-	-	-	-	-	-	-	-	-	-	
Education Bonus	-	-	-	-	-	-	-	-	-	-	-	-	-	-	-	-	-	
Acting Lieutenant Pay	-	-	-	-	-	-	-	-	-	-	-	-	-	-	-	-	-	
K9 Off Duty Pay	-	-	-	-	-	-	-	-	-	-	-	-	-	-	-	-	-	
Medical Opt-Out Sharing Plan	-	-	-	-	-	-	-	-	-	-	-	-	-	-	-	-	15,031	
CDL Bonus	-	-	-	-	-	-	-	-	-	-	-	-	-	-	-	-	-	
Subtotal	\$ 14,700	\$ 2,100	\$ 201,000	\$ 90,919	\$ 308,719	\$ 89,550	\$ 62,202	\$ 151,752	\$ 26,000	\$ 26,000	\$ 136,484	\$ 72,952	\$ 104,896	\$ 198,850	\$ 119,730	\$ 77,044	\$ 82,478	
Overtime	-	-	-	-	-	-	-	-	-	-	-	-	-	-	-	-	-	
Longevity	-	-	-	6,450	6,450	-	-	-	-	-	-	4,950	4,700	-	8,000	-	-	
Sick Pay Bonus	-	-	-	300	300	-	-	-	-	-	-	396	1,000	-	1,000	-	-	
Medical Expense Reimb. Pay	-	-	-	-	-	-	-	-	-	-	-	66	-	-	100	-	-	
Court Time	-	-	-	-	-	-	-	-	-	-	-	-	-	-	-	-	-	
Total Wages	\$ 14,700	\$ 2,100	\$ 201,000	\$ 97,669	\$ 315,469	\$ 89,550	\$ 62,202	\$ 151,752	\$ 26,000	\$ 26,000	\$ 136,484	\$ 78,364	\$ 110,596	\$ 198,850	\$ 128,830	\$ 77,044	\$ 82,478	
Payroll Liabilities																		
Social Security and Medicare	1,125	161	13,312	7,471	22,069	6,850	4,759	11,609	1,989	1,989	10,297	5,995	8,461	11,115	9,855	5,894	6,310	
Workers' Compensation	99	14	1,356	659	2,128	604	420	1,024	167	167	921	529	746	980	869	520	557	
Total Payroll Liabilities	\$ 1,224	\$ 175	\$ 14,668	\$ 8,130	\$ 24,197	\$ 7,454	\$ 5,179	\$ 12,633	\$ 2,156	\$ 2,156	\$ 11,218	\$ 6,524	\$ 9,207	\$ 12,095	\$ 10,724	\$ 6,414	\$ 6,867	
Post-Employment Expenses:																		
DB Pension - Normal Cost	-	-	13,863	6,736	20,599	-	-	-	-	-	9,413	5,405	7,628	-	8,885	-	5,689	
DB Pension - Amortization of UAAL	-	-	-	-	-	-	-	-	-	-	-	-	-	-	-	-	-	
DC Pension - Normal Cost	-	-	-	-	-	4,478	3,110	7,588	-	-	-	-	-	9,943	-	3,852	-	
OPEB - Normal Cost	-	-	-	-	-	-	-	-	-	-	-	-	-	-	-	-	-	
OPEB - Amortization of UAAL	-	-	-	-	-	-	-	-	-	-	-	-	-	-	-	-	-	
Total Post-Employment Expenses	\$ -	\$ -	\$ 13,863	\$ 6,736	\$ 20,599	\$ 4,478	\$ 3,110	\$ 7,588	\$ -	\$ -	\$ 9,413	\$ 5,405	\$ 7,628	\$ 9,943	\$ 8,885	\$ 3,852	\$ 5,689	
Insurance:																		
Health Benefits (Gross)	-	-	31,626	17,291	48,916	24,807	11,004	35,811	-	-	13,595	11,412	11,122	16,994	31,849	16,994	-	
Health Benefits (Net of RSF Credit)	-	-	29,684	16,229	45,913	23,284	10,328	33,612	-	-	12,760	10,711	10,439	15,950	29,893	15,950	-	
Term Life Premiums	-	-	110	110	219	110	110	220	-	-	88	72	110	110	110	110	110	
Whole Life Premiums	-	-	n/a	-	-	n/a	-	-	-	-	-	-	-	-	-	-	-	
Long-Term Disability Premiums	-	-	1,508	730	2,238	672	466	1,138	-	-	1,024	584	822	1,090	958	578	506	
AD&D Insurance Premiums	-	-	18	18	36	18	18	36	-	-	15	12	18	18	18	18	18	
Subtotal	-	-	1,635	858	2,493	799	594	1,393	-	-	1,127	668	950	1,218	1,086	706	634	
Total Medical / Life Insurance Costs	\$ -	\$ -	\$ 31,319	\$ 17,087	\$ 48,406	\$ 24,083	\$ 10,922	\$ 35,005	\$ -	\$ -	\$ 13,887	\$ 11,379	\$ 11,389	\$ 17,168	\$ 30,979	\$ 16,656	\$ 634	
Other Wage & Benefits:																		
Police Extra Duty	-	-	-	-	-	-	-	-	-	-	-	-	-	-	-	-	-	
Clothing Allowance	-	-	-	-	-	-	-	-	-	-	-	-	-	-	-	-	-	
Total Other Wage & Benefits	\$ -	\$ -	\$ -	\$ -	\$ -	\$ -	\$ -	\$ -	\$ -	\$ -	\$ -	\$ -	\$ -	\$ -	\$ -	\$ -	\$ -	
Position Total	\$ 15,924	\$ 2,275	\$ 260,851	\$ 129,622	\$ 408,672	\$ 125,565	\$ 81,413	\$ 206,978	\$ 28,156	\$ 28,156	\$ 171,002	\$ 101,672	\$ 138,820	\$ 238,056	\$ 179,418	\$ 103,966	\$ 95,668	

Radnor Township, PA
 Schedule of Employee Payroll and Related Liabilities and Benefit Expenses
 For the Year Budgeted, 2024

					Information Technology				Engineering				Community					
	Part-Time Staff	Act 511 PT	Part-Time Switchboard	Department Total	IT Coordinator	GIS Coordinator	IT Coordinator (Part-Time) / Police Network	Department Total	Engineers	Engineering Inspector	Program Manager	Clerk	Department Total	Comm. Dev. Director	Fire Inspector	Code Officials	Admin. Assistants	
	100%	100%	100%		100%	100%	100%		100%	100%	100%	100%		100%	100%	100%	100%	
Wages:																		
Base Wages Full Time	-	-	-	723,842	93,849	91,054	-	184,903	267,309	106,776	81,343	60,499	515,927	137,585	80,341	102,363	150,720	
Base Wages Part Time	28,075	-	41,150	122,786	-	-	29,943	29,943	-	-	-	-	-	-	-	-	-	
Night Differential	-	-	-	-	-	-	-	-	-	-	-	-	-	-	-	-	-	
On Call Bonus	-	-	-	-	-	-	-	-	-	-	-	-	-	-	-	-	-	
Acting Sergeant Pay - Day	-	-	-	-	-	-	-	-	-	-	-	-	-	-	-	-	-	
Acting Sergeant Pay - Night	-	-	-	-	-	-	-	-	-	-	-	-	-	-	-	-	-	
Holiday Pay - Day	-	-	-	-	-	-	-	-	-	-	-	-	-	-	-	-	-	
Holiday Pay - Night	-	-	-	-	-	-	-	-	-	-	-	-	-	-	-	-	-	
Education Bonus	-	-	-	-	-	-	-	-	-	-	-	-	-	-	-	-	-	
Acting Lieutenant Pay	-	-	-	-	-	-	-	-	-	-	-	-	-	-	-	-	-	
K9 Off Duty Pay	-	-	-	-	-	-	-	-	-	-	-	-	-	-	-	-	-	
Medical Opt-Out Sharing Plan	-	-	-	15,031	-	-	-	-	-	-	8,093	-	8,093	11,684	-	15,031	-	
CDL Bonus	-	-	-	-	-	-	-	-	-	-	-	-	-	-	-	-	-	
Subtotal	\$ 28,075	\$ -	\$ 41,150	\$ 861,659	\$ 93,849	\$ 91,054	\$ 29,943	\$ 214,846	\$ 267,309	\$ 106,776	\$ 89,436	\$ 60,499	\$ 524,020	\$ 149,269	\$ 80,341	\$ 117,394	\$ 150,720	
Overtime	-	-	-	-	-	-	-	-	-	2,500	-	2,500	5,000	-	-	6,000	8,000	
Longevity	-	-	-	17,650	4,000	-	-	4,000	-	8,000	-	1,200	9,200	-	-	-	8,000	
Sick Pay Bonus	-	-	-	2,396	1,000	-	-	1,000	-	600	-	-	600	-	-	-	600	
Medical Expense Reimb. Pay	-	-	-	166	-	-	-	-	-	100	-	-	100	-	-	-	-	
Court Time	-	-	-	-	-	-	-	-	-	-	-	-	-	-	-	-	-	
Total Wages	\$ 28,075	\$ -	\$ 41,150	\$ 881,871	\$ 98,849	\$ 91,054	\$ 29,943	\$ 219,846	\$ 267,309	\$ 117,976	\$ 89,436	\$ 64,199	\$ 538,920	\$ 149,269	\$ 80,341	\$ 123,394	\$ 167,320	
Payroll Liabilities																		
Social Security and Medicare	2,148	4,098	3,147	67,320	7,562	6,965	2,290	16,817	19,587	9,026	6,842	4,911	40,366	11,419	6,146	9,439	12,800	
Workers' Compensation	189	361	278	5,950	667	4,582	202	5,451	13,451	6,701	4,501	433	25,086	11,386	6,128	9,412	1,129	
Total Payroll Liabilities	\$ 2,337	\$ 4,459	\$ 3,425	\$ 73,270	\$ 8,229	\$ 11,547	\$ 2,492	\$ 22,268	\$ 33,038	\$ 15,727	\$ 11,343	\$ 5,344	\$ 65,452	\$ 22,805	\$ 12,274	\$ 18,851	\$ 13,929	
Post-Employment Expenses:																		
DB Pension - Normal Cost	-	-	-	37,020	6,818	-	n/a	6,818	12,526	8,137	-	n/a	20,663	10,295	-	-	6,616	
DB Pension - Amortization of UAAL	-	-	-	-	-	-	-	-	-	-	-	-	-	-	-	-	-	
DC Pension - Normal Cost	-	-	-	13,795	-	4,553	-	4,553	4,285	-	4,472	3,210	11,967	-	4,017	6,170	3,570	
OPEB - Normal Cost	-	-	-	-	-	-	n/a	-	-	-	-	n/a	-	-	-	-	-	
OPEB - Amortization of UAAL	-	-	-	-	-	-	-	-	-	-	-	-	-	-	-	-	-	
Total Post-Employment Expenses	\$ -	\$ -	\$ -	\$ 50,815	\$ 6,818	\$ 4,553	\$ -	\$ 11,371	\$ 12,526	\$ 8,137	\$ 4,472	\$ 3,210	\$ 32,630	\$ 10,295	\$ 4,017	\$ 6,170	\$ 10,186	
Insurance:																		
Health Benefits (Gross)	-	-	-	101,966	11,122	31,626	-	42,748	27,998	31,989	-	11,004	70,991	-	31,626	-	11,004	
Health Benefits (Net of RSF Credit)	-	-	-	95,703	10,439	29,684	-	40,123	26,279	30,025	-	10,328	66,632	-	29,684	-	10,328	
Term Life Premiums	-	110	-	820	110	110	-	220	219	40	110	110	479	110	110	110	80	
Whole Life Premiums	-	-	-	-	-	-	-	-	-	-	-	-	-	-	-	-	531	
Long-Term Disability Premiums	211	402	309	6,484	734	683	225	1,642	2,005	861	610	463	3,939	1,032	18	768	1,190	
AD&D Insurance Premiums	-	18	-	135	18	18	-	36	36	18	18	18	90	18	603	18	36	
Subtotal	211	530	309	7,439	862	811	225	1,898	2,260	919	738	591	4,508	1,160	731	896	1,837	
Total Medical / Life Insurance Costs	\$ 211	\$ 530	\$ 309	\$ 103,142	\$ 11,301	\$ 30,495	\$ 225	\$ 42,021	\$ 28,539	\$ 30,944	\$ 738	\$ 10,328	\$ 71,140	\$ 1,160	\$ 30,415	\$ 896	\$ 12,165	
Other Wage & Benefits:																		
Police Extra Duty	-	-	-	-	-	-	-	-	-	-	-	-	-	-	-	-	-	
Clothing Allowance	-	-	-	-	-	-	-	-	-	-	-	-	-	-	-	-	-	
Total Other Wage & Benefits	\$ -	\$ -	\$ -	\$ -	\$ -	\$ -	\$ -	\$ -	\$ -	\$ -	\$ -	\$ -	\$ -	\$ -	\$ -	\$ -	\$ -	
Position Total	\$ 30,623	\$ 4,989	\$ 44,884	\$ 1,109,098	\$ 125,197	\$ 137,649	\$ 32,660	\$ 295,506	\$ 341,412	\$ 172,784	\$ 105,989	\$ 83,081	\$ 708,141	\$ 183,529	\$ 127,047	\$ 149,311	\$ 203,600	

Radnor Township, PA
 Schedule of Employee Payroll and Related Liabilities and Benefit Expenses
 For the Year Budgeted, 2024

Development				Police Department											Public Works Director		
Wages:	Part-Time Code	Part-Time	Department	Superintendent	Lieutenant	Sergeants	Corporals	Detectives	Staff-Traffic	Patrol	Admin Assistants	Supervisor of	Parking Meter	Crossing Guards	Department	Public Works	
	Official	Property Maint										Part-Time Admin	Total				Svcs
	100%	100%	100%	100%	100%	100%	100%	100%	100%	100%	100%	100%	100%	100%	100%	10%	
Base Wages Full Time	-	-	471,009	200,000	324,482	1,045,550	-	486,723	365,042	3,332,717	306,072	74,985	-	-	6,135,571	13,758	
Base Wages Part Time	-	25,379	25,379	-	-	-	-	-	-	-	-	-	121,283	120,000	241,283	-	
Night Differential	-	-	-	-	7,778	31,111	-	15,556	11,667	124,445	-	-	-	-	190,556	-	
On Call Bonus	-	-	-	-	1,111	4,444	-	2,222	1,667	17,803	-	-	-	-	27,248	-	
Acting Sergeant Pay - Day	-	-	-	-	-	-	-	-	2,175	23,200	-	-	-	-	25,375	-	
Acting Sergeant Pay - Night	-	-	-	-	-	-	-	-	150	1,600	-	-	-	1,750	-		
Holiday Pay - Day	-	-	-	-	2,400	9,600	-	4,800	3,600	38,400	-	-	-	-	58,800	-	
Holiday Pay - Night	-	-	-	-	200	800	-	400	300	3,200	-	-	-	-	4,900	-	
Education Bonus	-	-	-	-	3,000	8,500	-	5,500	4,500	31,500	-	-	-	-	53,000	200	
Acting Lieutenant Pay	-	-	-	-	-	16,000	-	-	-	-	-	-	-	-	16,000	-	
K9 Off Duty Pay	-	-	-	-	-	2,600	-	-	-	2,600	-	-	-	-	5,200	-	
Medical Opt-Out Sharing Plan	-	-	26,715	-	19,853	39,594	-	39,706	-	57,848	12,045	-	-	-	169,046	-	
CDL Bonus	-	-	-	-	-	-	-	-	-	-	-	-	-	-	-	200	
Subtotal	\$ -	\$ 25,379	\$ -	\$ 523,103	\$ 200,000	\$ 358,824	\$ 1,158,199	\$ -	\$ 554,907	\$ 389,100	\$ 3,633,313	\$ 318,117	\$ 74,985	\$ 121,283	\$ 120,000	\$ 6,928,729	\$ 14,158
Overtime	-	-	14,000	8,400	16,800	67,200	-	33,600	25,200	268,800	5,600	4,000	-	-	429,600	-	
Longevity	-	-	8,000	-	50,627	119,372	-	78,108	57,408	151,566	12,175	-	-	-	469,256	680	
Sick Pay Bonus	-	-	600	-	-	-	-	-	-	-	105	-	-	-	105	100	
Medical Expense Reimb. Pay	-	-	-	100	100	400	-	200	300	300	200	-	-	-	1,600	10	
Court Time	-	-	-	-	889	3,556	-	1,778	1,333	14,223	-	-	-	-	21,778	-	
Total Wages	\$ -	\$ 25,379	\$ -	\$ 545,703	\$ 208,500	\$ 427,240	\$ 1,348,727	\$ -	\$ 668,592	\$ 473,342	\$ 4,068,202	\$ 336,197	\$ 78,985	\$ 121,283	\$ 120,000	\$ 7,851,068	\$ 14,948
Payroll Liabilities																	
Social Security and Medicare	-	1,942	41,746	13,420	32,684	103,222	-	51,323	36,210	310,576	26,336	5,337	9,280	9,180	597,568	1,128	
Workers' Compensation	-	1,936	29,991	8,768	17,967	56,743	-	28,214	19,906	170,732	2,324	3,975	3,544	3,506	315,679	742	
Total Payroll Liabilities	\$ -	\$ 3,878	\$ 71,737	\$ 22,188	\$ 50,651	\$ 159,965	\$ -	\$ 79,537	\$ 56,116	\$ 481,308	\$ 28,660	\$ 9,312	\$ 12,823	\$ 12,686	\$ 913,247	\$ 1,870	
Post-Employment Expenses:																	
DB Pension - Normal Cost	-	-	16,911	37,080	75,980	230,594	-	119,312	84,179	649,469	13,265	5,448	-	-	1,215,327	1,017	
DB Pension - Amortization of UAAL	-	-	-	-	-	-	-	-	-	-	-	-	-	-	-	-	
DC Pension - Normal Cost	-	-	13,757	-	-	-	-	-	-	-	3,250	-	-	-	3,250	-	
OPEB - Normal Cost	-	-	-	-	-	67,282	-	-	-	975,589	n/a	-	-	-	1,042,871	-	
OPEB - Amortization of UAAL	-	-	-	-	-	-	-	-	-	-	-	-	-	-	-	-	
Total Post-Employment Expenses	\$ -	\$ -	\$ 30,668	\$ 37,080	\$ 75,980	\$ 297,876	\$ -	\$ 119,312	\$ 84,179	\$ 1,625,058	\$ 16,515	\$ 5,448	\$ -	\$ -	\$ 2,261,448	\$ 1,017	
Insurance:																	
Health Benefits (Gross)	-	11,004	42,630	14,429	41,879	219,673	-	83,759	106,225	599,168	11,122	31,626	-	-	1,107,881	2,339	
Health Benefits (Net of RSF Credit)	-	-	40,012	-	39,308	206,183	-	78,615	99,702	562,374	10,439	29,684	-	-	1,026,305	2,195	
Term Life Premiums	-	-	410	100	199	797	-	399	299	3,188	103	110	-	-	5,194	11	
Whole Life Premiums	-	-	531	283	596	1,701	-	1,146	982	951	1,195	n/a	-	-	6,853	-	
Long-Term Disability Premiums	-	190	3,198	1,500	2,813	8,737	-	4,236	3,168	26,132	1,068	562	-	-	48,217	108	
AD&D Insurance Premiums	-	-	675	42	83	333	-	166	125	1,331	36	21	-	-	2,137	2	
Subtotal	-	190	4,814	1,925	3,691	11,568	-	5,948	4,573	31,602	2,402	693	-	-	62,402	121	
Total Medical / Life Insurance Costs	\$ -	\$ 11,194	\$ 44,826	\$ 1,925	\$ 42,999	\$ 217,751	\$ -	\$ 84,563	\$ 104,275	\$ 593,976	\$ 12,841	\$ 30,377	\$ -	\$ -	\$ 1,088,707	\$ 2,316	
Other Wage & Benefits:																	
Police Extra Duty	-	-	-	-	-	-	-	-	-	375,000	-	-	-	-	375,000	-	
Clothing Allowance	-	-	-	-	-	2,100	-	-	-	-	-	-	-	-	2,100	-	
Total Other Wage & Benefits	\$ -	\$ -	\$ -	\$ -	\$ -	\$ 2,100	\$ -	\$ -	\$ -	\$ 375,000	\$ -	\$ -	\$ -	\$ -	\$ 377,100	\$ -	
Position Total	\$ -	\$ 40,451	\$ 692,934	\$ 269,693	\$ 596,871	\$ 2,026,418	\$ -	\$ 952,004	\$ 717,913	\$ 7,143,543	\$ 394,213	\$ 124,122	\$ 134,107	\$ 132,686	\$ 12,491,570	\$ 20,151	

Radnor Township, PA
 Schedule of Employee Payroll and Related Liabilities and Benefit Expenses
 For the Year Budgeted, 2024

	Building & Grounds				Public Works : Solid Waste							Public Works : General Services / Highway						
	Superintendent Operations	Supervisor: Solid Waste & Highway	Supervisor Parks	Department Total	Public Works Director	Administrative Assistant	Superintendent - Operations	Supervisor: Solid Waste	Public Works Laborers	Part-Time / Seasonal	Department Total	Public Works Director	Administrative Assistant	Superintendent - Operations	Supervisor: Highway & Sewer	Public Works Laborers	Department Total	
	45%	0%	0%		50%	50%	10%	50%	100%			15%	15%	25%	50%	100%		
Wages:																		
Base Wages Full Time	-	-	-	13,758	68,792	43,357	-	-	1,645,157	-	1,757,306	20,638	13,007	-	61,595	920,219	1,015,459	
Base Wages Part Time	-	-	-	-	-	-	-	-	-	47,736	47,736	-	-	-	-	-	-	
Night Differential	-	-	-	-	-	-	-	-	-	-	-	-	-	-	-	-	-	
On Call Bonus	-	-	-	-	-	-	-	-	-	-	-	-	-	-	-	-	-	
Acting Sergeant Pay - Day	-	-	-	-	-	-	-	-	-	-	-	-	-	-	-	-	-	
Acting Sergeant Pay - Night	-	-	-	-	-	-	-	-	-	-	-	-	-	-	-	-	-	
Holiday Pay - Day	-	-	-	-	-	-	-	-	-	-	-	-	-	-	-	-	-	
Holiday Pay - Night	-	-	-	-	-	-	-	-	-	-	-	-	-	-	-	-	-	
Education Bonus	-	-	-	200	-	-	-	-	-	-	-	-	-	-	-	-	-	
Acting Lieutenant Pay	-	-	-	-	-	-	-	-	-	-	-	-	-	-	-	-	-	
K9 Off Duty Pay	-	-	-	-	-	-	-	-	-	-	-	-	-	-	-	-	-	
Medical Opt-Out Sharing Plan	-	-	-	-	-	7,572	-	-	15,031	-	22,603	-	2,271	-	-	17,490	19,761	
CDL Bonus	-	-	-	200	-	-	-	-	26,500	-	26,500	-	-	-	-	14,500	14,500	
Subtotal	\$ -	\$ -	\$ -	\$ 14,158	\$ 68,792	\$ 50,928	\$ -	\$ -	\$ 1,686,688	\$ 47,736	\$ 1,854,145	\$ 20,638	\$ 15,279	\$ -	\$ 61,595	\$ 952,209	\$ 1,049,720	
Overtime	-	-	-	-	-	500	-	-	23,000	-	23,500	-	150	-	-	69,905	70,055	
Longevity	-	-	-	680	3,400	4,000	-	-	59,500	-	66,900	1,020	1,200	-	2,350	74,850	79,420	
Sick Pay Bonus	-	-	-	100	500	300	-	-	4,600	-	5,400	150	90	-	-	2,800	3,040	
Medical Expense Reimb. Pay	-	-	-	10	50	-	-	-	600	-	650	15	-	-	-	900	915	
Court Time	-	-	-	-	-	-	-	-	-	-	-	-	-	-	-	-	-	
Total Wages	\$ -	\$ -	\$ -	\$ 14,948	\$ 72,742	\$ 55,728	\$ -	\$ -	\$ 1,774,388	\$ 47,736	\$ 1,950,595	\$ 21,823	\$ 16,719	\$ -	\$ 63,945	\$ 1,100,664	\$ 1,203,150	
Payroll Liabilities																		
Social Security and Medicare	-	-	-	1,128	5,642	4,263	-	-	135,587	3,652	149,144	1,692	1,279	-	5,524	84,201	92,696	
Workers' Compensation	-	-	-	742	3,711	376	-	-	89,186	3,345	96,618	1,113	113	-	3,634	45,853	50,713	
Total Payroll Liabilities	\$ -	\$ -	\$ -	\$ 1,870	\$ 9,353	\$ 4,639	\$ -	\$ -	\$ 224,773	\$ 6,997	\$ 245,762	\$ 2,805	\$ 1,392	\$ -	\$ 9,158	\$ 130,054	\$ 143,409	
Post-Employment Expenses:																		
DB Pension - Normal Cost	-	-	-	1,017	5,086	3,844	-	-	62,985	-	71,915	1,526	1,153	-	4,980	69,623	77,282	
DB Pension - Amortization of UAAL	-	-	-	-	-	-	-	-	-	-	-	-	-	-	-	-	-	
DC Pension - Normal Cost	-	-	-	-	-	-	-	-	42,958	-	42,958	-	-	-	-	4,560	4,560	
OPEB - Normal Cost	-	-	-	-	-	-	-	-	-	-	-	-	-	-	-	-	-	
OPEB - Amortization of UAAL	-	-	-	-	-	-	-	-	-	-	-	-	-	-	-	-	-	
Total Post-Employment Expenses	\$ -	\$ -	\$ -	\$ 1,017	\$ 5,086	\$ 3,844	\$ -	\$ -	\$ 105,943	\$ -	\$ 114,873	\$ 1,526	\$ 1,153	\$ -	\$ 4,980	\$ 74,183	\$ 81,842	
Insurance:																		
Health Benefits (Gross)	-	-	-	2,339	11,695	-	-	1	445,694	-	457,390	3,508	-	-	-	244,702	248,210	
Health Benefits (Net of RSF Credit)	-	-	-	2,195	10,977	-	-	1	418,325	-	429,303	3,293	-	-	-	229,675	232,968	
Term Life Premiums	-	-	-	11	55	55	-	-	1,824	-	1,934	16	16	-	55	509	596	
Whole Life Premiums	-	-	-	-	-	-	-	-	7,163	-	7,163	-	-	-	-	7,091	7,091	
Long-Term Disability Premiums	-	-	-	108	541	541	-	-	12,785	-	13,867	162	162	-	480	7,463	8,267	
AD&D Insurance Premiums	-	-	-	2	10	10	-	-	458	-	478	3	3	-	10	229	245	
Subtotal	-	-	-	121	606	606	-	-	22,230	-	23,442	181	181	-	545	15,292	16,199	
Total Medical / Life Insurance Costs	\$ -	\$ -	\$ -	\$ 2,316	\$ 11,583	\$ 606	\$ -	\$ 1	\$ 440,555	\$ -	\$ 452,745	\$ 3,474	\$ 181	\$ -	\$ 545	\$ 244,967	\$ 249,167	
Other Wage & Benefits:																		
Police Extra Duty	-	-	-	-	-	-	-	-	-	-	-	-	-	-	-	-	-	
Clothing Allowance	-	-	-	-	-	-	-	-	-	-	-	-	-	-	-	-	-	
Total Other Wage & Benefits	\$ -	\$ -	\$ -	\$ -	\$ -	\$ -	\$ -	\$ -	\$ -	\$ -	\$ -	\$ -	\$ -	\$ -	\$ -	\$ -	\$ -	
Position Total	\$ -	\$ -	\$ -	\$ 20,151	\$ 98,764	\$ 64,817	\$ -	\$ 1	\$ 2,545,659	\$ 54,733	\$ 2,763,974	\$ 29,628	\$ 19,445	\$ -	\$ 78,628	\$ 1,549,868	\$ 1,677,567	

Radnor Township, PA
 Schedule of Employee Payroll and Related Liabilities and Benefit Expenses
 For the Year Budgeted, 2024

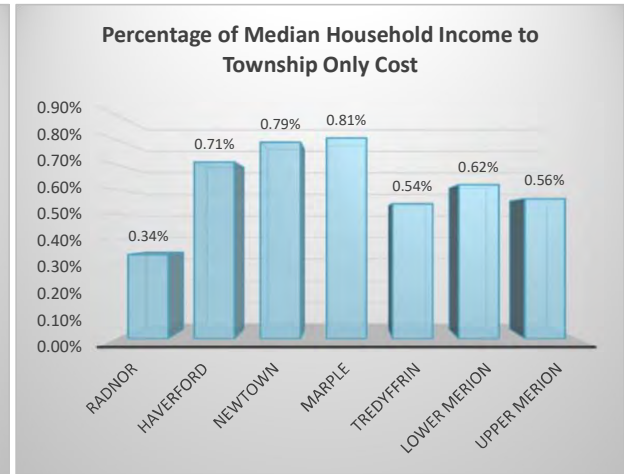
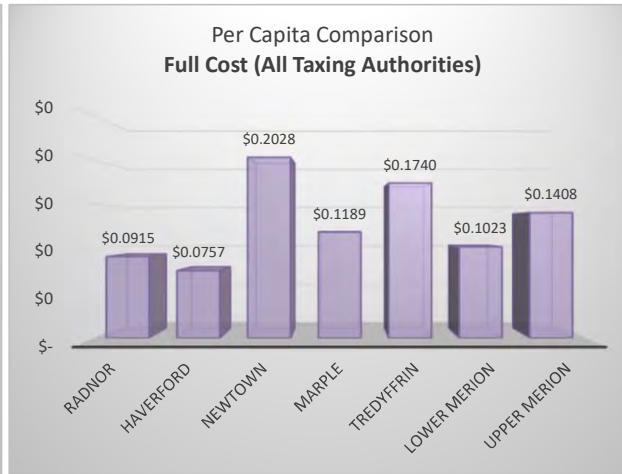
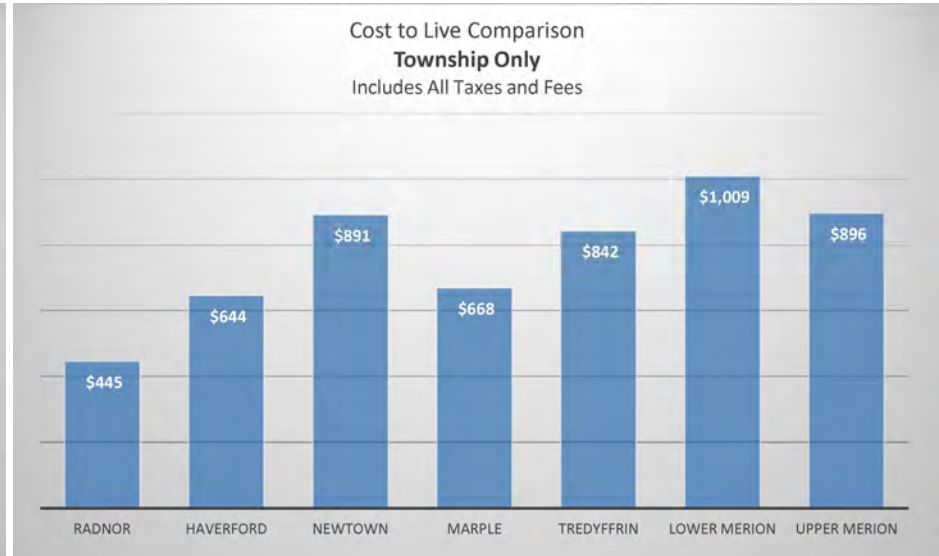
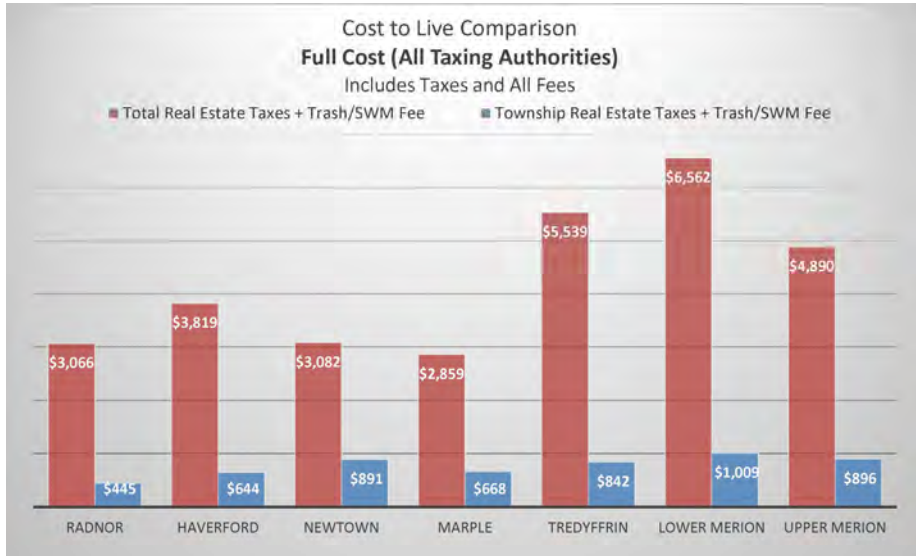
	Mechanics			Recreation and Community Programming: Administration					Recreational Programming		Public Works : Park Maintenance						
	Supervisor:	Public Works	Department	Director	Program	Program	Recreation	Department	Day Camp	Department	Public Works	Public Works	Superintendent -	Supervisor: Parks	Public Works	Part-Time /	Department
	Fleet	Mechanics															
	0%	100%		100%	100%	100%	100%				15%	15%	10%	100%	100%		
Wages:																	
Base Wages Full Time	-	251,211	251,211	137,585	78,362	72,116	56,239	344,302	-	-	20,638	13,007	-	100,654	848,406	-	982,705
Base Wages Part Time	-	-	-	-	-	-	-	-	80,000	80,000	-	-	-	-	-	-	-
Night Differential	-	-	-	-	-	-	-	-	-	-	-	-	-	-	-	-	-
On Call Bonus	-	-	-	-	-	-	-	-	-	-	-	-	-	-	-	-	-
Acting Sergeant Pay - Day	-	-	-	-	-	-	-	-	-	-	-	-	-	-	-	-	-
Acting Sergeant Pay - Night	-	-	-	-	-	-	-	-	-	-	-	-	-	-	-	-	-
Holiday Pay - Day	-	-	-	-	-	-	-	-	-	-	-	-	-	-	-	-	-
Holiday Pay - Night	-	-	-	-	-	-	-	-	-	-	-	-	-	-	-	-	-
Education Bonus	-	-	-	-	-	-	-	-	-	-	-	-	-	-	-	-	-
Acting Lieutenant Pay	-	-	-	-	-	-	-	-	-	-	-	-	-	-	-	-	-
K9 Off Duty Pay	-	-	-	-	-	-	-	-	-	-	-	-	-	-	-	-	-
Medical Opt-Out Sharing Plan	-	-	-	-	-	-	-	-	-	-	-	-	-	-	-	-	-
CDL Bonus	-	5,500	5,500	-	-	-	-	-	-	-	-	-	-	-	5,236	-	5,236
Subtotal	\$ -	\$ 256,711	\$ 256,711	\$ 137,585	\$ 78,362	\$ 72,116	\$ 56,239	\$ 344,302	\$ 80,000	\$ 80,000	\$ 20,638	\$ 13,007	\$ -	\$ 100,654	\$ 865,142	\$ -	\$ 999,441
Overtime	-	7,500	7,500	-	-	-	-	-	-	-	-	150	-	-	26,400	-	26,550
Longevity	-	7,650	7,650	-	-	-	-	-	-	-	1,020	1,200	-	7,850	31,500	-	41,570
Sick Pay Bonus	-	-	-	-	-	-	-	-	-	-	150	90	-	-	2,400	-	2,640
Medical Expense Reimb. Pay	-	100	100	100	-	-	-	100	-	-	15	-	-	100	200	-	315
Court Time	-	-	-	-	-	-	-	-	-	-	-	-	-	-	-	-	-
Total Wages	\$ -	\$ 271,961	\$ 271,961	\$ 137,685	\$ 78,362	\$ 72,116	\$ 56,239	\$ 344,402	\$ 80,000	\$ 80,000	\$ 21,823	\$ 14,447	\$ -	\$ 108,604	\$ 925,642	\$ -	\$ 1,070,516
Payroll Liabilities																	
Social Security and Medicare	-	20,806	20,806	10,532	5,994	5,517	4,302	26,346	6,120	6,120	1,692	1,279	-	8,423	70,453	-	81,848
Workers' Compensation	-	13,686	13,686	6,928	3,943	3,629	2,830	17,330	-	-	1,113	113	-	5,541	46,342	-	53,109
Total Payroll Liabilities	\$ -	\$ 34,492	\$ 34,492	\$ 17,460	\$ 9,937	\$ 9,146	\$ 7,132	\$ 43,676	\$ 6,120	\$ 6,120	\$ 2,805	\$ 1,392	\$ -	\$ 13,964	\$ 116,795	\$ -	\$ 134,957
Post-Employment Expenses:																	
DB Pension - Normal Cost	-	6,934	6,934	9,496	-	-	-	9,496	-	-	1,526	742	-	-	38,173	-	40,441
DB Pension - Amortization of UAAL	-	-	-	-	-	-	-	-	-	-	-	-	-	-	-	-	-
DC Pension - Normal Cost	-	8,571	8,571	-	3,918	3,606	2,812	10,336	-	-	-	-	-	18,374	-	18,374	
OPEB - Normal Cost	-	-	-	-	-	-	-	-	-	-	-	-	-	-	-	-	-
OPEB - Amortization of UAAL	-	-	-	-	-	-	-	-	-	-	-	-	-	-	-	-	-
Total Post-Employment Expenses	\$ -	\$ 15,505	\$ 15,505	\$ 9,496	\$ 3,918	\$ 3,606	\$ 2,812	\$ 19,832	\$ -	\$ -	\$ 1,526	\$ 742	\$ -	\$ -	\$ 56,547	\$ -	\$ 58,815
Insurance:																	
Health Benefits (Gross)	-	95,100	95,100	31,849	31,626	31,626	-	95,100	-	-	6,913	-	-	-	180,888	-	187,801
Health Benefits (Net of RSF Credit)	-	89,260	89,260	29,893	29,684	29,684	-	89,261	-	-	6,488	-	-	-	169,780	-	176,268
Term Life Premiums	-	259	259	142	142	142	142	568	-	-	21	5	-	85	722	-	833
Whole Life Premiums	-	666	666	-	-	-	-	-	-	-	-	58	-	-	2,984	-	3,042
Long-Term Disability Premiums	-	1,941	1,941	833	506	354	316	2,009	-	-	135	60	-	401	250	-	846
AD&D Insurance Premiums	-	62	62	18	18	18	18	72	-	-	3	2	-	12	291	-	308
Subtotal	-	2,929	2,929	993	666	514	476	2,649	-	-	159	125	-	498	4,246	-	5,028
Total Medical / Life Insurance Costs	\$ -	\$ 92,189	\$ 92,189	\$ 30,886	\$ 30,350	\$ 30,198	\$ 476	\$ 91,910	\$ -	\$ -	\$ 6,647	\$ 125	\$ -	\$ 498	\$ 174,026	\$ -	\$ 181,296
Other Wage & Benefits:																	
Police Extra Duty	-	-	-	-	-	-	-	-	-	-	-	-	-	-	-	-	-
Clothing Allowance	-	-	-	-	-	-	-	-	-	-	-	-	-	-	-	-	-
Total Other Wage & Benefits	\$ -	\$ -	\$ -	\$ -	\$ -	\$ -	\$ -	\$ -	\$ -	\$ -	\$ -	\$ -	\$ -	\$ -	\$ -	\$ -	\$ -
Position Total	\$ -	\$ 414,147	\$ 414,147	\$ 195,527	\$ 122,568	\$ 115,066	\$ 66,659	\$ 499,820	\$ 86,120	\$ 86,120	\$ 32,801	\$ 16,706	\$ -	\$ 123,067	\$ 1,273,011	\$ -	\$ 1,445,585

Radnor Township, PA
2024 Board Approved Budget

Exhibit B: Comparative Cost to Live in Radnor Analysis

Radnor Township, PA

**Cost to Live Comparison - Updated with 2023 Tax and Fee Rates
Radnor and Surrounding Municipalities**



RADNOR TOWNSHIP
STUDY OF SURROUNDING MUNICIPALITIES
DEMOGRAPHICS, TAXES AND MANDATORY FEES

Radnor Township		-----DELAWARE COUNTY-----				CHESTER COUNTY	----MONTGOMERY COUNTY----	
Cost of Living		Radnor	Haverford	Newtown	Marple	Tredyffrin	Lower Merion	Upper Merion
2023								
Area (sq. miles)		13.78	9.95	10.02	10.2	19.77	23.67	16.96
Population Census 2022		33,527	50,433	15,200	24,035	31,840	64,151	34,731
Per Capita Income 2021		\$63,129	\$54,373	\$71,481	\$55,877	\$76,750	\$93,984	\$55,455
Median Household Income 2021		\$139,076	\$114,554	\$122,981	\$117,116	\$142,009	\$148,721	\$104,487
Average Assessed Value of Residential Real Estate		\$ 150,000	\$ 150,000	\$ 150,000	\$ 150,000	\$ 150,000	\$ 150,000	\$ 150,000
Source: U.S Census Bureau QuickFacts								
Real Estate Tax Millage - Municipality		2.3865	4.2950	1.8338	2.4500	2.6820	4.1900	3.6400
Real Estate Tax Millage - County		2.9990	2.9990	2.9990	2.9990	4.5510	4.2370	4.2370
Real Estate Tax Millage - Montgomery County Comm Coll		n/a	n/a	n/a	n/a	n/a	0.3900	0.3900
Real Estate Tax Millage - School District		14.4749	18.1684	11.6089	11.6089	26.7585	32.3948	22.0000
Real Estate Taxes - Municipality		\$ 357.98	\$ 644.25	\$ 275.07	\$ 367.50	\$ 402.30	\$ 628.50	\$ 546.00
Real Estate Taxes - County		\$ 449.85	\$ 449.85	\$ 449.85	\$ 449.85	\$ 682.65	\$ 635.55	\$ 635.55
Real Estate Tax Millage - Montgomery County Comm Coll		\$ -	\$ -	\$ -	\$ -	\$ -	\$ 58.50	\$ 58.50
Real Estate Taxes - School District		\$ 2,171.24	\$ 2,725.26	\$ 1,741.34	\$ 1,741.34	\$ 4,013.78	\$ 4,859.22	\$ 3,300.00
Total Real Estate Taxes		\$ 2,979.06	\$ 3,819.36	\$ 2,466.26	\$ 2,558.69	\$ 5,098.73	\$ 6,181.77	\$ 4,540.05
Earned Income Tax Rate		0.00%	0.00%	0.00%	0.00%	0.00%	0.00%	0.00%
Earned Income Tax Amount		\$ -	\$ -	\$ -	\$ -	\$ -	\$ -	\$ -
Trash Fee / Stormwater Mgmt Fee	Trash Fee	\$ -	\$ -	\$ 615.84	\$ 300.00	\$ 440.00	\$ 380.00	\$ 350.00
	Stormwater / Other Fee	\$ 87.00		\$ -	\$ -	\$ -	\$ -	\$ -
	Graduated						See cell 14X	Storm water see 28V
Total Real Estate Taxes + Trash/SWM Fee		\$ 3,066.06	\$ 3,819.36	\$ 3,082.10	\$ 2,858.69	\$ 5,538.73	\$ 6,561.77	\$ 4,890.05
Township Real Estate Taxes + Trash/SWM Fee		\$ 444.98	\$ 644.25	\$ 890.91	\$ 667.50	\$ 842.30	\$ 1,008.50	\$ 896.00

Radnor Township, PA

2024 Board Approved Budget

The End

Thank you for the opportunity to serve Radnor Township and for your interest in this extremely important budget process. Please direct any questions to Radnor Township!



Radnor Township, PA
301 Iven Ave
Wayne, PA 19087
www.radnor.com
610.688.5600