

# Protect Against a Flood


If you live in a flood prone area, taking proactive measures are a must in order to protect your house and your valuables.



Take pictures of your valuables for insurance inventory



Store your important documents in a waterproof container



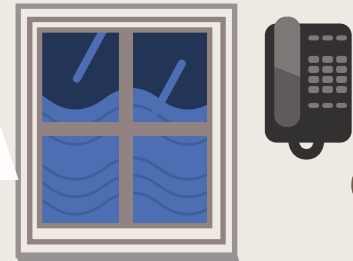
Create digital versions and save them on a secure thumb drive

Keep your valuables out of the basement so they're not in danger of flood water.

Get flood insurance so you're protected against the damages of a flood.



Sign up for local weather alerts.



Learn about your flood risk and the floodplain in your area at [FloodSmart.gov](http://FloodSmart.gov).

Raise your utilities (electrical panels, water heater, furnace, etc.) above the base flood elevation.

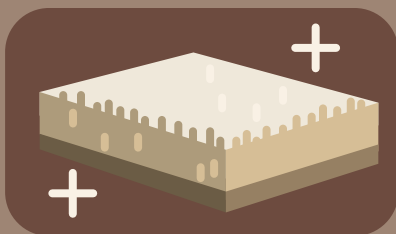
Utilities are the #1 reason that people file claims and most typically have to pay out of pocket because the claim is less than or equal to their deductible.

Keep your sump pump in working order with a battery back-up.

Keep a supply of sandbags, plywood, plastic sheeting, or lumber to protect homes and valuables from flooding.

Consider installing "check valves" in your home and sealing the walls in your basement.


## What homeowners should know before a flood occurs



Remodeled basements. Discuss with your insurance agent to be sure your improvements are covered.



Family photos and keepsakes. Move them upstairs, since insurance can't replace memories.



Raised water heater. Elevate important home systems (electric panels too) so water won't reach them.



FEMA

This information is only a portion of what you need to be prepared; for more information and resources, visit [Ready.gov](http://Ready.gov) and [FEMA.gov](http://FEMA.gov).