

2018 Township Manager's Recommended Comprehensive Budget

Radnor Township, PA

301 Iven Ave, Wayne, PA 19087
www.radnor.com



Version 1 – October 17, 2017

Radnor Township, PA
2018 Township Manager Recommended Comprehensive Budget (v1)
Table of Contents

Executive Summary.....	4
Organizational Charts:	
Administrative / Operational Organizational Chart.....	23
Fund Accounting Organizational Chart	24
Five Year Financial Forecast:	
Forecast Discussion and Assumptions	26
Forecast Revenue and Expense Modification Worksheet	29
Graphical Summary.....	30
General Fund Forecasted Operating Statement Detail	31
2018 Fund Budget Worksheet, Department Narratives and Five-Year Capital Plan:	
General Fund #01:	
Departmental Narratives:	
Administration Department.....	47
Finance Department	49
Elected Treasurer	53
Information Technology	55
Community Development Department	59
Police Department	63
Fire Contributions	71
Emergency Operations Center.....	72
Public Works: Building & Grounds Department	73
Public Works: Solid Waste Department.....	76
Public Works: Engineering Department	79
Public Works: Highway Department.....	82
Public Works: Mechanics Department	88
Public Works: Park Maintenance Department	91
Recreation and Community Programming	94
Shade Tree Management.....	103
Community Organization Contributions.....	104
Retiree Benefits and Insurances	105
Transfers Out to Other Funds	106
General Fund 2018 Detailed Budget Worksheet	107

Radnor Township, PA
2018 Township Manager Recommended Comprehensive Budget (v1)
Table of Contents

2018 Fund Budget Worksheet, Department Narratives and Five-Year Capital Plan (continued):

Sanitary Sewer Fund #02	122
Sanitary Sewer Fund Forecast.....	334
Liquid Fuels Fund #03	128
Storm Water Management Fund #04	131
Capital Plan:	
Five Year Capital Plan 2017-2022	137
Capital Fund #05: 2018 Detailed Budget Worksheet.....	297
Special Assessment Fund #06	300
Police Investigation Fund #12	303
Department of Justice Equitable Sharing Fund #14.....	306
Commemorative Shade Tree Fund #15	309
Grant Fund #16	312
Police K9 Fund #17	315
\$8.0M Settlement Fund #18	318
Park Impact Fee Fund #21	321
Park and Open Space Fund #22	324
Willows Enterprise Fund #23	328
Debt Service Fund #24	332
Exhibit A: Supplemental Information Section:	
2018 Fund Activity Summary [Detail]	337
Assessed Valuation History and Breakdown.....	340
Overlapping Real Estate Tax Millage Rate History	341
Consumer Price Index Worksheet	342
Full Time Employee Headcount	346
2018 Schedule of Wages and Related Benefit Expenditures Worksheet	348
Exhibit B: OPEB Funding Plan Details.....	360
Exhibit C: Comparative Cost to Live in Radnor Analysis.....	365
The End	369



2018 Township Manager's Recommended Comprehensive Budget

Radnor Township, PA

October 17, 2017

Members of the Board of Commissioners and Stakeholders of Radnor Township:

The Administration respectfully submits version 1 of the 2018 Comprehensive Annual Budget. This document includes an appropriation budget for all township funds for 2018, an updated 2018-2023 capital improvement plan, and the updated five-year financial forecast which projects revenue and expense trends through 2023. It is important to note that the legal requirement of adopting appropriations is limited to the 2018 figures only. The forecast information is for informational and decision-making purposes only.

The financial information included in this document is presented on a **cash basis** of accounting which means that revenues and expenditures are recognized when they are received or spent (not necessarily when they are incurred). The primary benefits of presenting this information on a cash basis are that it is easier for the casual stakeholder to understand the information and that it can be directly reconciled back to the Township's financial software system. Annually, the Township converts its cash books to the full accrual method of accounting and publishes a Comprehensive Annual Financial Report which complies with Generally Accepted Accounting Principles (GAAP).

Contents:

- Executive Summary
- Fund and Township Organizational Charts
- Five Year Financial Forecast 2018-2022
- 2018 Fund Budget Tables with department narratives
- 2018-2023 Capital and Infrastructure Plan
- Supporting Documentation and Schedules

"Did you know?" Financial Highlights



Radnor has the second highest credit rating [Aa1] from Moody's with a "stable" outlook



In 2010, Radnor had 34 audit comments; 12 of those were *material weaknesses*, 4 *significant* and 18 were "other". Today, Radnor has 1 comment, classified as "other."



No new audit comments have been found by the Independent Auditing firm in any of the last three years.



Since 2010, the Township has refinanced its debt five different times which generated net cash savings of \$5,225,000 from 2011 to 2037



In 2014, the Township terminated a financially crippling SWAP derivative debt instrument which saved the Township as much as \$3,646,000 from 2015 – 2034. More importantly, the termination removed the variable rate risk facing the Township over that same period



2018 Township Manager's Recommended Comprehensive Budget



Administrative Summary:

The Administration prepared the 2018 budget recommendations with the following priorities: (1) maintain the excellent municipal programs and services offered by the Township, (2) continue build on the strengthening of the Township's overall financial position, (3) introduce a funding plan for the Township's long-term capital and infrastructure program, (4) continue to prudently fund the Township's long-term liability plans, and (5) correct the funding deficit in the Sanitary Sewer Fund. To address each of the administrative priorities, this budget includes the following features:

1. The 2018 budget proposes to continue to provide the same level of excellent service to our Stakeholders. To achieve this, staffing levels must remain at current levels which are consistent with the Organizational Chart approved by the Board of Commissioners in the spring of 2017.
2. The Township's Aa1 credit rating was recently affirmed by Moody's stating, in part that, the Township has a strong level of financial reserves. As we look to build upon the strengthening of the Township's financial position, the Township Manager's Recommended Comprehensive Budget for 2018 shows revenues covering all appropriations with a positive net revenue of \$406,000.
3. The Administration has been working with the Board of Commissioners over the last five years to develop a plan to fund both the short-term and long-term capital needs of the Township. Through normal revenue growth, the short-term portion of the capital program, also known as the "Pay as you go" portion, is planned to be funded through current resources with some short-term leasing for larger moving fleet. Current resources and forecasted revenues suggest that revenues will be sufficient to continue that approach. The portion of the capital plan that remains without a funding plan is the larger, more expensive portion that covers the replacement / improvement of the Township's infrastructure, buildings and park/trail amenities. Instead of including a recommendation to the Board in a static document, such as this budget document, the Township Manager is requesting that the Board of Commissioners set a special public hearing to discuss and determine how the Board would like to proceed in funding those improvements.
4. 2018 will mark the fifth year of the OPEB funding plan and the recommended budget includes the appropriations needed to meet the plan's funding requirements. The OPEB funding plan is outlined in the supplementary information section of this budget. This funding plan was evaluated along with several other alternative approaches with guidance from CARFAC and the Township's actuarial benefits firm, Mockenhaupt Benefits Group. The funding plan proposes continuing the "pay-as-you-go" approach while adding increments of \$200,000 per year, over ten years to build the annual funding up to the required annual contribution level.
5. Sanitary Sewer Fund: As reported in the Sanitary Sewer Fund (#02), expenditures have exceeded revenues in each of the last four years, depleting cash reserves to a level where a decision is needed to correct the funding status. The primary cause of the deficit has been static water consumption coupled with rising RHM obligations and capital requirements; especially in 2017 when we realized three sewer breaks with costs exceeding \$2.0 million. Direction is needed to address these capital needs along with making sure the operating side of the sewer program is funded as well.

2018 Township Manager's Recommended Comprehensive Budget

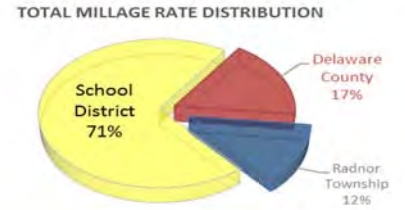


Significant revenue changes included in the 2018 Budget:

Property Tax Adjustment

The Township Manager's recommended budget proposes **no change** in the real estate tax rate for the funding of township operations and capital needs.

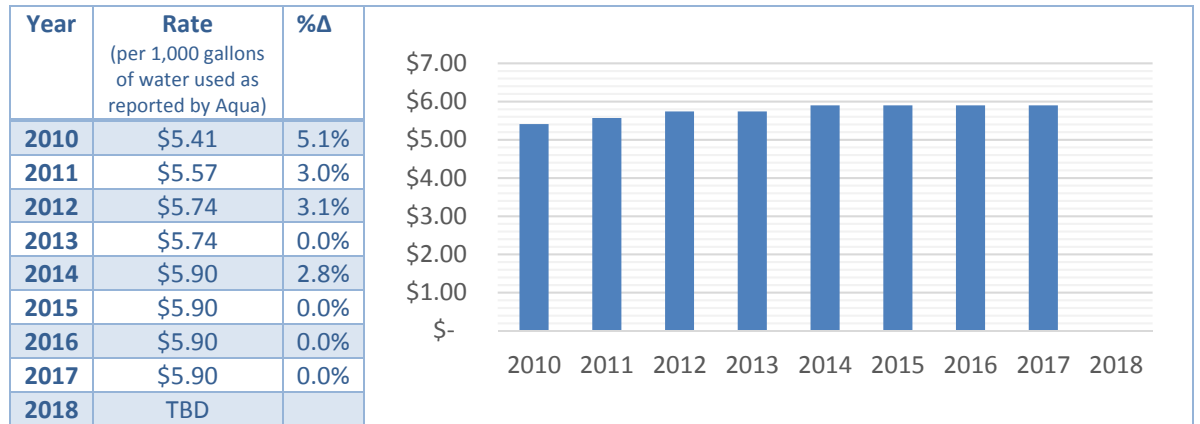
The table below reflects the Township's millage rates since 2010 as well as what percentage the Township's rate is to the overall millage that Radnor property owners pay:



Year	Operations Rate	Dedicated Rate	Total Rate	Millage Δ	%Δ	Reason
2010	3.3411	-	3.3411	0.3311	11.0%	Operations
2011	3.6411	-	3.6411	0.3000	9.0%	Operations
2012	3.7511	-	3.7511	0.1100	3.0%	Operations
2013	3.7511	-	3.7511	0.0000	0.0%	n/a
2014	3.7511	-	3.7511	0.0000	0.0%	n/a
2015	3.7511	-	3.7511	0.0000	0.0%	n/a
2016	3.7511	0.1717	3.9228	0.1717	4.6%	Park / Trail Bonds
2017	3.7511	0.1717	3.9228	0.0000	0.0%	n/a
2018	3.7511	0.1717	3.9228	0.0000	0.0%	n/a

Sanitary Sewer Rent

The 2018 Township Manager's recommended budget holds the sewer rent rate at \$5.90; the same level since 2014. The table below shows the sewer rent rate history going back to 2010. Please see the Sewer Fund #02 detail later in this budget report for more information on the fund, its activity and future rate considerations.



Stormwater Fee

The Township Manager's 2018 recommended budget keeps the stormwater fee at the original amount of \$29.00 per unit. When adopted, the Township pledged to keep the fee at \$29.00 per unit for the first five years. 2018 marks the fifth year that the fee will be levied. The stormwater fee and associated expenses are accounted for in the Township's Stormwater Management Fund #04.

2018 Township Manager's Recommended Comprehensive Budget



**Ardrossan /
Open Space
Acquisition**

In December 2014, the Township executed the purchase agreement for 71 acres of open space at a purchase price of \$11,653,820. The funding plan to pay off the voted bond portion of the purchase includes utilizing the one quarter percent of the realty transfer tax, deposited into the Park and Open Space Fund (#22), to fund as much of the debt service as possible, with the funding gap closed with a real estate tax millage adjustment.

Sources:	
Voted OS Bonds	\$ 9,885,000
Bond Premium	114,289
Grant	1,000,000
Sale of Land	190,958
General Fund Loan	605,000
Total Sources	\$ 11,795,247

The initial plan was to incorporate the millage increase in 2015. However, due to higher than anticipated real estate transfer tax revenues and due to adequate fund balances in the Park and Open Space Fund, the tax increase was foregone in 2015 and 2016. Then, in 2017, the Board voted to allocate \$400,000 in General Fund excess fund balances to forego the need for additional revenue.

Moving forward, as reported in prior year's budgets, an alternative source of revenue will be necessary in future years [until 2026]. Please see the Park and Open Space Fund for the full forecast and see below for a short-term outlook. The Administration is recommending that two options exist to close the funding gap: (a) Enact millage sufficient to cover the shortfall, which is currently estimated to be 0.05 mills; or (b) Establish an annual transfer of funds from the General Fund estimated to be \$200,000.

	2016	2017	2018	2019	2020	2021
Begging Cash Balance	\$719,153	\$624,329	\$203,752	\$9,399	\$(177,604)	\$(346,557)
Revenue:						
Realty Transfer (25%)	756,680	852,002	860,525	869,125	877,825	886,600
Grants/ Interest	1,194	1,400	200	200	200	200
General Fund Transfers	400,00	-	-	-	-	-
Total Revenue	1,157,874	853,401	860,725	869,325	878,025	886,800
Expenditures:						
Professional Services	7,000	-	-	-	-	-
Debt Service	1,245,698	1,273,978	1,055,078	1,056,328	1,046,978	1,053,878
Total Expenditures	1,252,698	1,273,978	1,055,078	1,056,328	1,046,978	1,053,878
Rev. Over/(Under) Exp.	(94,824)	(420,577)	(194,353)	(187,003)	(168,953)	(167,078)
Ending Cash Balance	624,329	203,752	9,299	(177,604)	(346,557)	(513,635)

The rest of this page is blank intentionally

2018 Township Manager's Recommended Comprehensive Budget



Significant expenditure changes included in the 2017 Budget:

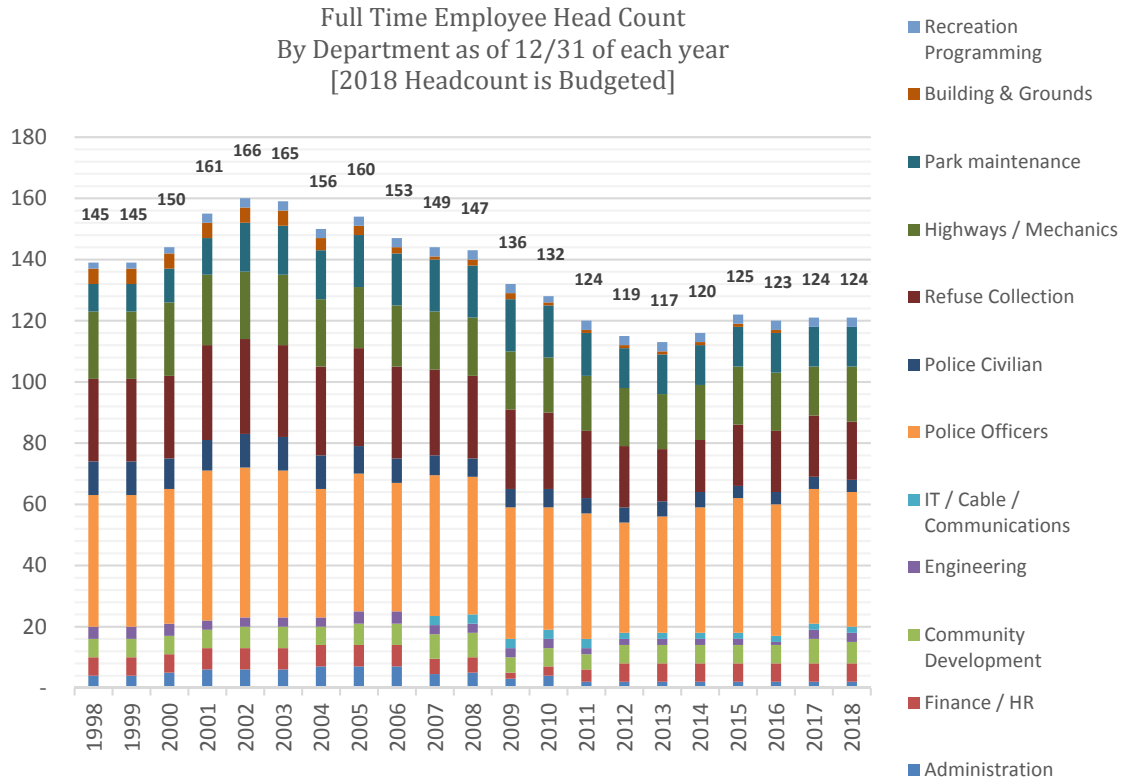
Employee Wages

The 2018 budget includes 2.75% wage increases for all employees except for the Township Manager and those employees who are still in their probationary period. The following rules exist regarding these increases:

- **Uniformed Police Officers:** The Fraternal Order of Police (FOP) of Delaware County collective bargaining agreement requires that members receive a 2.75% increase effective 1/1/2018.
- **Non-Uniform, Union Employees:** Pursuant to the collective bargaining agreement approved by the Board of Commissioners, effective 1/1/2017 all RATE members will receive a 2.75% wage increase.
- **Non-Union Full and Part-Time Employees:** The budget includes an assumed 2.75% increase except for the Township Manager. Any increase is limited to 2.75% and will be based on performance, as determined by the Township Manager, and will be subject to separate Board approval via' Wage & Salary Schedule.

Staffing Assumption

The Township Manager's recommended budget includes the following full-time headcount projections. Some of the departments' headcounts are still under review and may change prior to the final adoption of the 2018 budget. The Township Manager is communicating those situations with the Board.



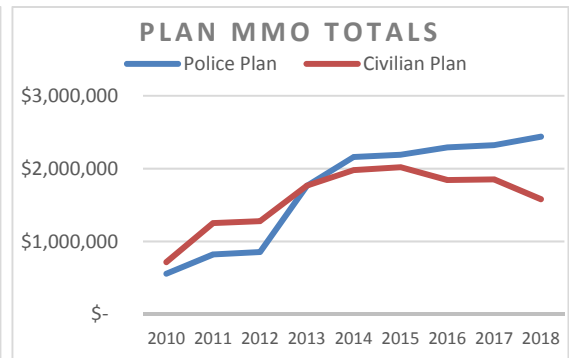
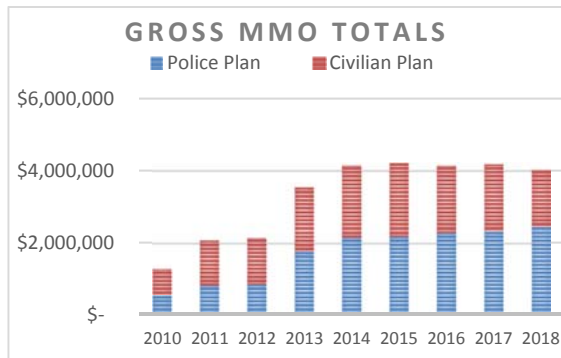
2018 Township Manager's Recommended Comprehensive Budget



Pension Obligations

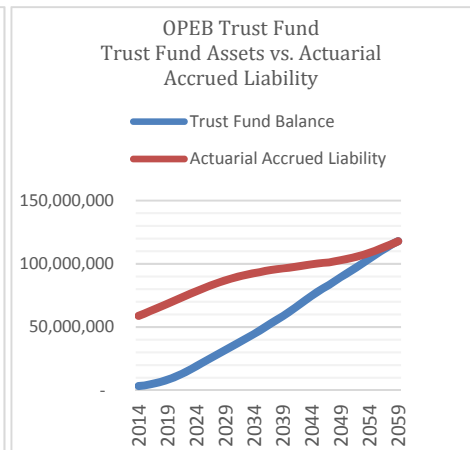
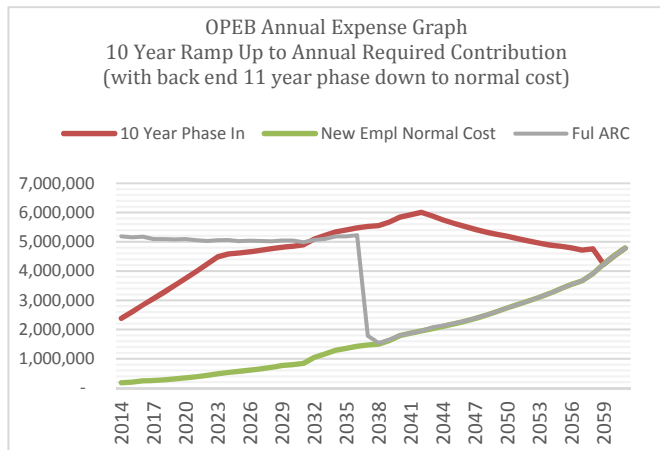
The 2018 budget includes funding the full amount of the Township's Minimum Municipal Obligation (MMO) as adopted via Resolution 2017-108 on September 25, 2017. The table below shows the total Township share of the MMO since 2011:

Year	Uniform Plan	Civilian Plan	Gross MMO Obligation	Less: State Aid	Net Township Expense
2011	822,301	1,252,960	2,075,261	985,572	1,089,689
2012	855,232	1,280,125	2,135,357	594,234	1,541,123
2013	1,765,384	1,767,162	3,532,546	610,444	2,922,102
2014	2,160,223	1,979,695	4,139,918	628,139	3,511,779
2015	2,190,860	2,020,524	4,211,384	627,334	3,588,784
2016	2,292,574	1,845,031	4,137,605	691,794	3,571,551
2017	2,322,459	1,852,440	4,174,899	738,709	3,436,190
2018	2,440,000	1,580,000	4,020,000	750,000	3,270,000



Other Post-Employment Benefits Funding Plan

The 2018 Township Manager's recommended budget includes continuing with year five of the 10-year phase in plan, as approved by the Board in 2013, effective in 2014. The Plan, as adopted, assumes that the Township will continue the "pay as you go" approach, while incrementally increasing OPEB funding by \$200,000 per year until the Township reaches the full ARC (in 10 years). The graphs below summarize the funding that will be needed to successfully fund the plan as well as the time frame estimated until enough plan assets exist to cover future obligations (2059):



2018 Township Manager’s Recommended Comprehensive Budget



Capital Funding The Township Manager’s recommended budget includes capital funding needs totaling \$1,769,917 covering the short-term portion of the capital plan with current resources as we have been doing for close to five years now. However, with regard to the long-term capital assets, a determination on how best to fund that program still needs to be completed. Therefore, the Township Manager is requesting that the Board dedicate one (or more) of the budget public hearings to discussing and providing direction. To help set the table for that discussion, here is a synopsis of the capital categories and their expense forecast, including the funding that would be needed if the Board were to approve them as proposed.

The Capital Plan has been divided into two broad categories:

- **Pay-as-you-go:** As the name suggests, these capital items include short-term assets and are funded through current resources identified as “General Fund Transfers” below. Generally, the capital items included in this category are vehicles, department equipment, and information technology.

Sources:	2018 Budget
Verizon PEG Contributions	\$170,000
Sale of Property and Equipment	20,000
Interest Income	6,000
General Fund Transfers Included in TMRCB	1,573,917
Total Sources	1,769,917

Uses:	
Police	391,900
Public Works Solid Waste Division	259,901
Public Works Infrastructure / Highway Division	301,018
Public Works Park Maintenance Division	245,312
Information Technology	95,050
PEG (amount includes \$136,000 of contributions to RS21)	193,700
Fire Service Equipment Contributions	283,036
Total Uses	1,769,917

- **Pay-as-you-use:** As we have discussed over the past year, this category is without a defined funding plan. The Township has been fortunate enough to realize excess General Fund balances, which has provided the necessary funding for projects since 2012. Looking forward, project numbers and amounts are growing to the point where excess fund balances do not appear to be sufficient. Further, those excesses are not probable enough to plan around. That being the case, the Township Manager’s Recommended Budget only includes a portion of the projects identified in 2018. Then, the same situation exists looking forward.

For 2018, the Administration is separating the total Pay-as-you-use project budget amount into two categories: (a) Recommended Funding are projects that the Township Manager is recommended the Board fund through General Fund transfers. The primary reason these are being recommended is either due to funding goals set in prior years (i.e. road resurfacing at \$1.0 million per year), commitments made to projects where grant funding has been applied for, or because the funding need exists to maintain a safe environment (i.e. Township owned facilities). The specific projects can be found in the 2018 column in the capital plan document.

2018 Township Manager's Recommended Comprehensive Budget



Recommended Funding | Possible sources for funding: 2018 Amount
 2017 Excess General Fund Balance and/or Planned General Fund Transfers

Road Resurfacing Supplement to Liquid Fuels	\$225,918
Grant Applied Projects (Commitments made)	223,189
Parking Lots (Funded through parking revenue)	38,000
Facilities (Necessary to keep facilities functioning)	266,500
Subtotal of Recommended Funding	753,607

The remaining 2018 capital projects not included in the recommended amount above are summarized in the table below. These projects include those requested by Commissioners, or projects where a need has been identified, but no funding source at this point. The project names and amounts can be found in the capital plan.

Additional Projects in Plan that would require additional funding 2018 Amount

Park Improvements (non-bond funds)	183,000
Board of Commissioner Requested Projects	495,000
Non-Grant Signal Improvement Projects	340,000
Non-Grant Capital Project / Infrastructure Projects	60,000
Non-Bond Park Improvement Projects	-
Subtotal of Additional 2018 Project Needing Funding	1,078,000

Beyond 2018, funding gaps for the Pay-as-you-go portion of the capital plan exist in the following amounts. These projects should be reviewed and prioritized, then discussions should be had regarding how the Board would like to fund these projects over the long-term.

Pay-As-You-Use:	2018	2019	2020	2021	2022	2023
Road & Bridge	285,918	269,091	196,718	200,281	126,188	154,000
BOC Projects	495,000	430,000	150,000	150,000	150,000	150,000
Traffic Control	563,189	385,078	799,000	729,000	655,000	225,000
Building & Grounds	266,500	266,000	260,000	150,000	275,000	60,000
Parking Lots	38,000	300,000	20,000	-	26,000	-
Park Improvements	183,000	-	1,293,000	-	-	-
Total PAYU Plan	1,831,607	1,650,169	2,718,718	1,229,281	1,232,188	589,000

The rest of this page is blank intentionally

2018 Township Manager’s Recommended Comprehensive Budget



Financial Summary Information:

Cost of Service Reporting: Radnor Township offers its residents and business a tremendous amount of life safety, infrastructure and quality of life programs and services. At times, it seems that these programs and services get lost in the analysis of the numbers. This section of the report will focus not only on the larger financial estimates included in the 2018 budget, but also a look at certain departments and a cost allocation by activity. The goal is to provide information to the reader that will allow them to have a full understanding of where their tax dollars are allocated, how much the rates of taxation are proposed to be for 2018, the importance of the Act 511 tax revenue, and a comparative look at the global finances of the Township from 2014 through the 2018 budget.

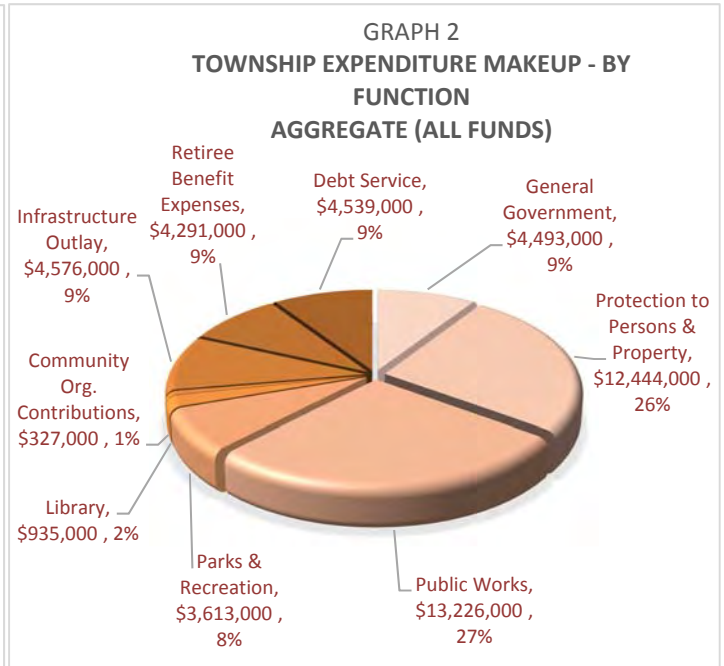
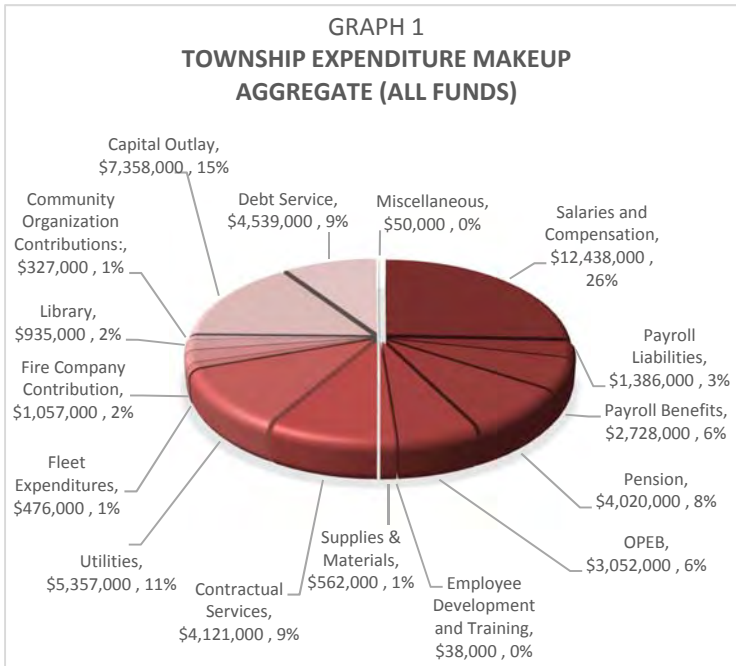
How your Tax Dollars are allocated: At the highest level, the Township summarizes its expenditures into eight different categories. The table and graph below describe those eight categories and how the aggregate allocations are presented for 2018:

Category	Description
Protection of Persons and Property	This category includes the Township’s <i>Police Department</i> , the Township’s <i>Community Development Department</i> (code enforcement) and the Township’s contributions to the three <i>fire companies</i> that provide service to Radnor properties (Radnor Fire Company, Bryn Mawr Fire Company and Broomall Fire Company).
Public Works	This category includes all the departments that provide basic municipal and infrastructure services. Those include: <i>Garbage collection, recycling and yard waste collection, leaf collection, snow & ice removal, street cleaning, traffic signals / signage, curbs & sidewalks, road resurfacing / maintenance, fleet mechanics, street barricades</i> (used for community festivals, parades, etc.), <i>storm and sanitary sewer maintenance, and other general highway services.</i>
Parks & Recreation	This category includes two very different departments: <i>Recreational Programming</i> and <i>Park Maintenance</i> (of Public Works). Recreational Programming works with various sports organizations in addition to offering many quality of life recreational programs (usually at an additional fee). Included in those programs are the activities at the Sulpizio Gym. Then, the Park Maintenance Department (of Public Works) is responsible for the maintenance and up-keep of all of the Township’s properties, parks, athletic fields and the Radnor Trail.
General Government	This category encompasses the administrative functions of the Township which include the <i>Administration, Finance, and Information Technology</i> Departments, <i>Office of the Treasurer</i> as well as the costs associated with insuring the Township’s facilities, fleet, and employee practices. The Administration Department includes the Board of Commissioners, all other volunteer Boards and Commissions, and the Township Manager. The Finance Department includes accounting, accounts receivable, grants, accounts payable, purchasing, right-to-know, payroll and human resources. Information Technology includes all the computer and networking as well as the public access / government channel responsibilities and the Township web site maintenance.

2018 Township Manager's Recommended Comprehensive Budget



Category	Description
Debt Service	This category summarizes all the Township's long-term debt obligations. It is treated separately to emphasize the importance of making sure the sufficient resources are available to pay the annual and on-going debt obligations.
Library Contributions	The Township provides annual contributions to the Radnor Memorial Library (a separate not-for-profit entity). Expenses accounted for in this category include the annual operating contributions and building maintenance costs. These contributions <i>do not</i> include the rent-free lease of a Township owned facility nor the cost of the debt that the Township incurred on behalf of the Library, for capital improvements, that was forgiven by the Board in 2010 (approximately \$35,000 per year over the next 14 years).
Community Organization Contributions	Similar to the Library, the Township also provides funding to various (not-for-profit) community organizations that also provide quality of life services to Radnor residents.
Retiree Benefits	This category accounts for the current year health care expenses for the Police and Civilian retirees as well as the costs incurred for retiree life insurance. The total number of retirees as of the date of this report is 107: 51 Police retirees and 56 Civilian retirees.
Transfers to Other Funds	The General Fund transfers resources to other funds to help support those activities. The amount included in this category includes general fund support of the capital program, Willows Fund shortfalls and OPEB Fund contributions.



2018 Township Manager’s Recommended Comprehensive Budget



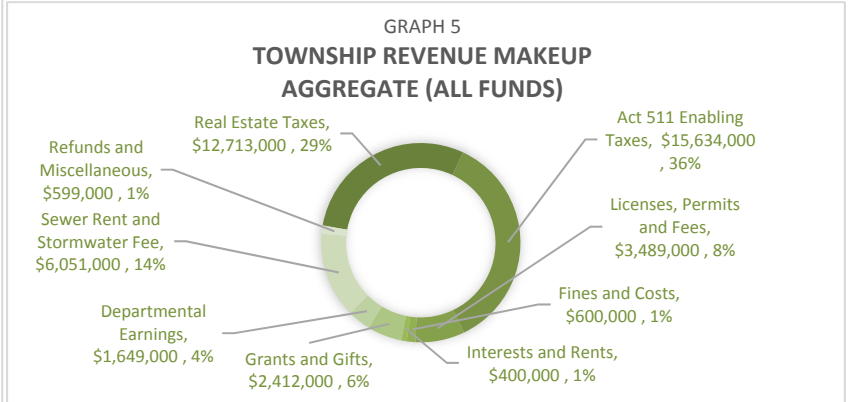
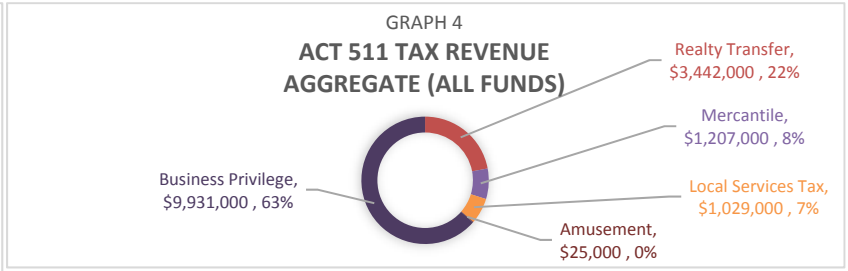
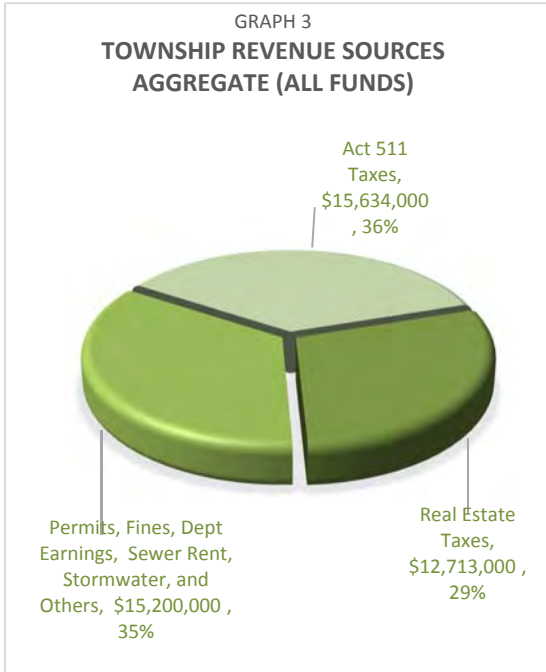
As indicated by graphs above, the total expenditures budgeted for 2018 are \$48,834,000. This figure includes the expenditures from all the Township’s *governmental* funds. The expenditures are categorized into two different types: Object and Function. These two categories are consistent with how expenditures are reported in the Township’s audited financial statements. Additionally, they show two different ways of the Township is spending the resources it has. Some important distinctions to understand with graph 1 include: (a) Wages and Compensation includes bases wages, overtime, and other forms of negotiated compensation such as longevity and other incentive based pays. (b) Utilities includes the Township’s payment to the RHM sewer authority which makes up \$4.7 million of the total. (c) Contractual Services includes a broad spectrum of contracts from legal services to smaller contracts such as copier leases and uniform purchases. Some important distinctions with graph 2 include: (a) Security of Persons and Property includes police, fire, community development and emergency management services. (b) Retiree Expenses includes the healthcare premium expenses for current retirees as well as the retiree portion of the Township’s annual pension expense. Not included in the above expenditure number are the Non-Governmental Funds which are the: Police Pension Fund, Civilian Pension Fund, OPEB Trust Fund and Escrow Fund. See the Fund Organizational Chart for additional information on the Township’s fund structure.

Where the Township Operating Revenues come from: The Township receives revenues from various sources that can be summarized in three large categories as follows:

Category	Description
Real Estate Taxes (29% of total revenues)	These revenues are generated from a millage rate placed on all properties in Radnor Township. The different property classifications are Residential, Commercial, Ground, Exempt (non-tax paying), and Public Utilities (non-tax paying).
Act 511 Taxes (36% of total revenues)	These revenues are generated from five sources: Real Estate Transfer taxes, Business Privilege taxes, Mercantile taxes, Local Services tax (LST), and Amusement tax. The business privilege, mercantile and amusement taxes are paid by qualifying businesses in Radnor Township and the LST is paid for by all of the employees working in Radnor Township through payroll withholdings.
Other Revenues (35% of total revenues)	As the name suggests, this is all the other revenues which broadly include Intergovernmental revenues (from State and Federal sources), licenses, permits, fees, fines, interest, rentals, grants, donations, special assessments, departmental earnings (charges for services), and others.

The rest of this page is blank intentionally


2018 Township Manager's Recommended Comprehensive Budget



As depicted from graphs 3, 4 and 5, Radnor enjoys a diverse tax base. This base provides significant relief on the residential component of the real estate tax base. If the Township did not have the Act 511 taxes in place, the \$15,634,000 would have to be made up from real estate taxes. That would equate to a 126% tax increase. The purpose of sharing this information is to emphasize the importance of the Township's diverse tax base and the impact that a strong business community has in providing resources to fund the services provided by the Township.

The following information allocates the 2018 real estate tax millage rate into the various service categories described earlier in this section. All real estate tax revenues are deposit into the General Fund. Therefore, the service allocations are for the General Fund only (not aggregate). The purpose of this information is to help the reader understand exactly where tax dollars are being spent. The following table breaks down the Township's 2018 operating millage rate of 3.9228 into the broad service categories:

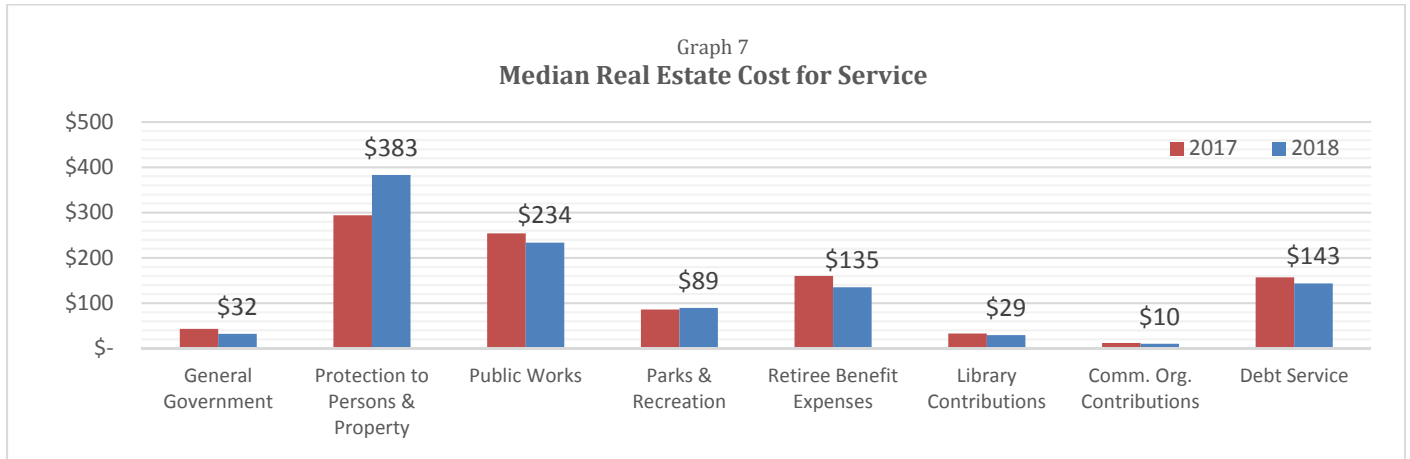
Service Category:	Millage
General Government	0.1189
Protection to Persons & Property	1.4215
Public Works	0.8674
Parks & Recreation	0.3314
Retiree Benefit Expenses	0.5009
Library Contributions	0.1091
Community Organization Contr.	0.0382
Debt Service	0.5325
Infrastructure	0.0000
Transfers to Other Funds	0.0029



2018 Township Manager's Recommended Comprehensive Budget



The last graph of this section takes another look at the 2018 total proposed millage rate and how it is distributed amongst the broad service categories and attaches what the median Radnor resident would pay for these services. The amounts shown below are net of non-tax related revenues generated by each of the departments. Based on the median assessed value, and a millage rate of 3.9228, the resulting Township real estate tax bill is \$1,038.

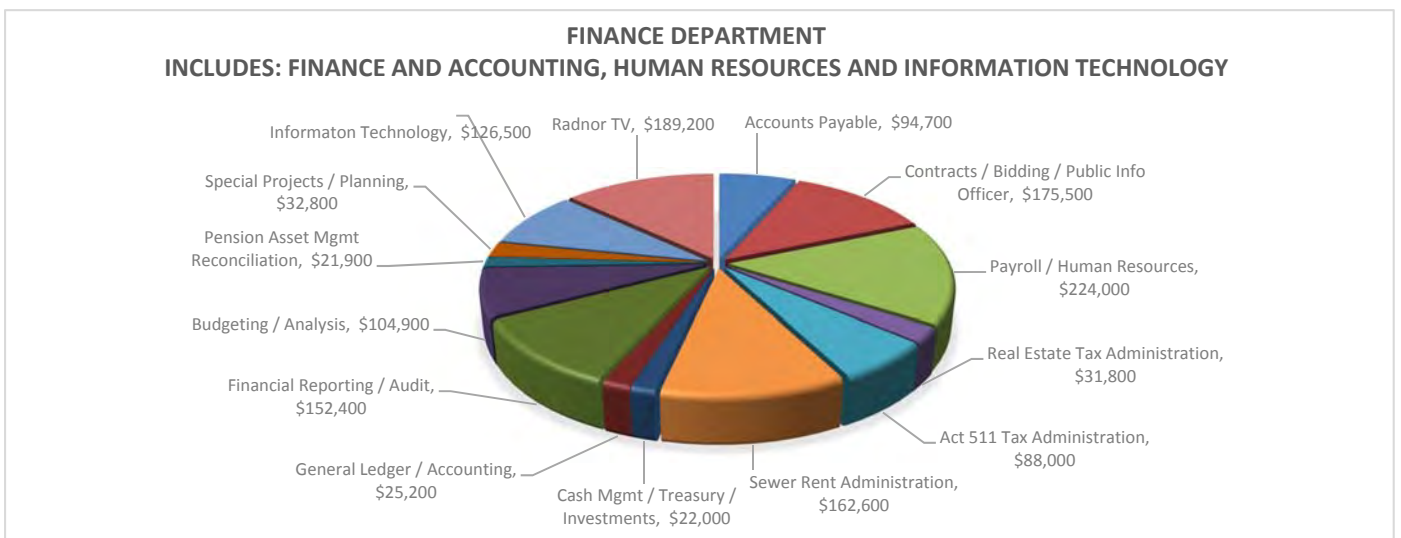
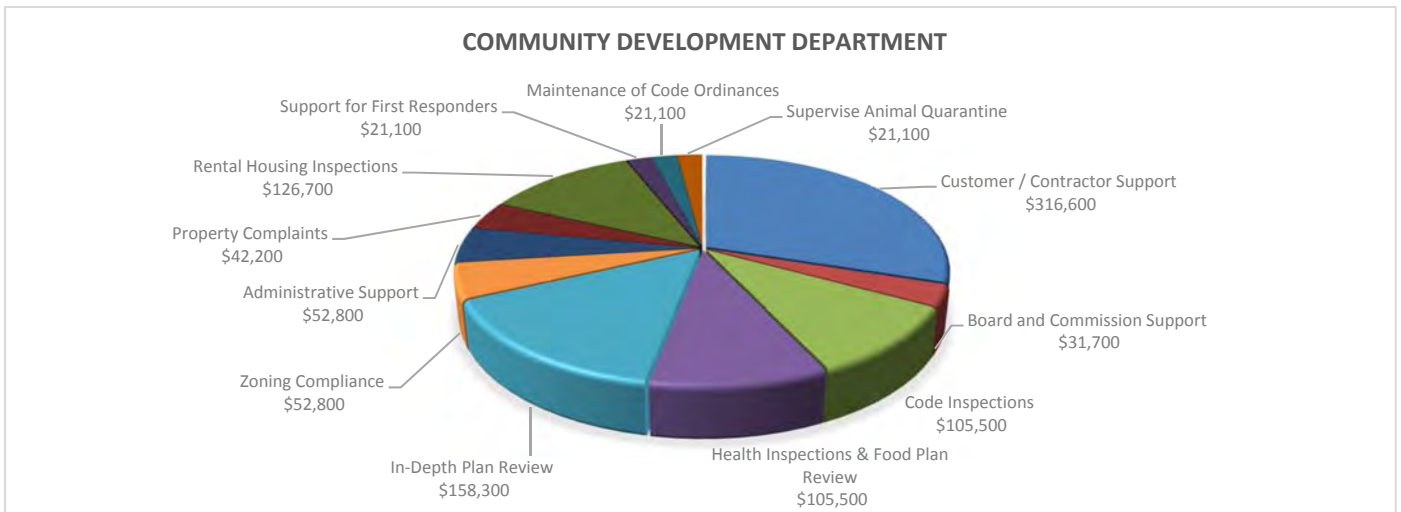
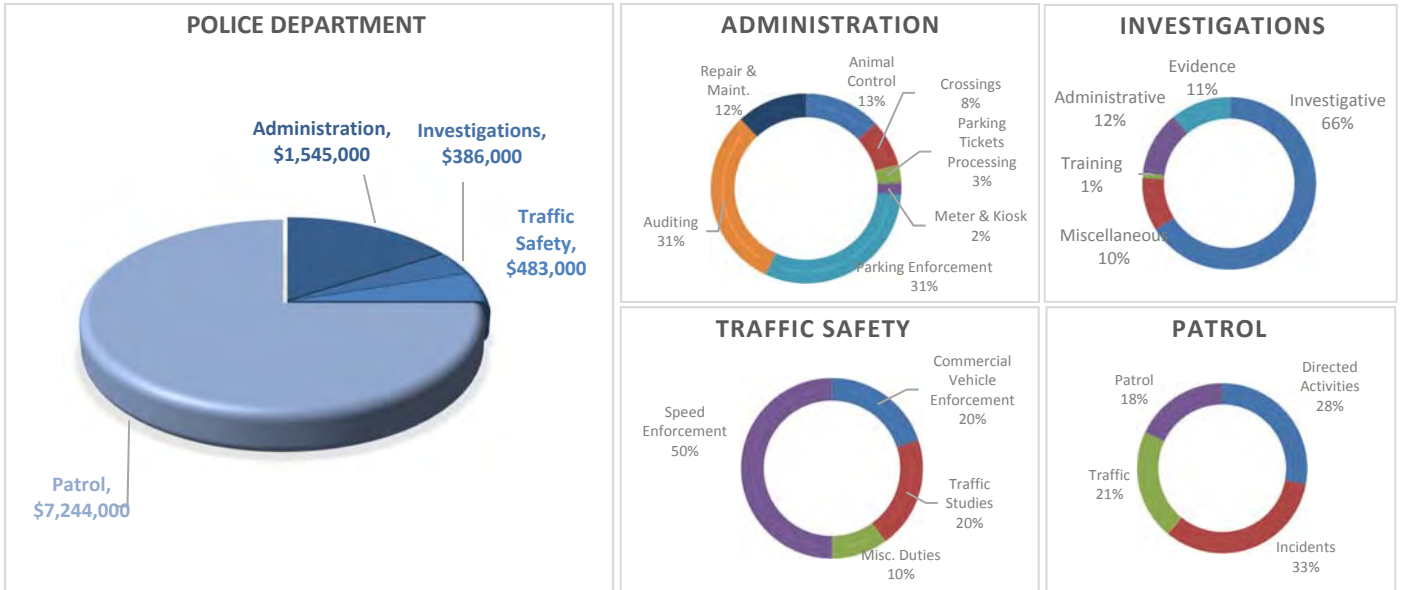


Departmental Budget Allocations by Program or Service:

Departmental Cost of Service Breakdowns: This section of the report will take the Police Department, Community Development Department, Public Works Department, Recreational Programming Department and Finance Department and show the major services / areas of responsibility and how much they are budgeted to cost in 2017. The purpose behind breaking down these budget figures in this manner is to (a) show the vast number of activities, programs and services being performed by the various Township Departments, and (b) to allocate a cost to those activities. Another benefit to this breakdown of the budget is to allow Stakeholders to quickly estimate the per capita cost of these various services and programs. For example, the total budgeted amount for Solid Waste collection in 2016 is \$3,103,093 (including capital) which calculates to a per capita cost of approximately \$98.41 based on a population of 31,531. It should be noted that these costs do not include the OPEB funding plan. Additional information on the specific services provided by each of these departments and those departments not included in this section can be found in the [Departmental Narratives](#) section of this report.

The rest of this page is blank intentionally

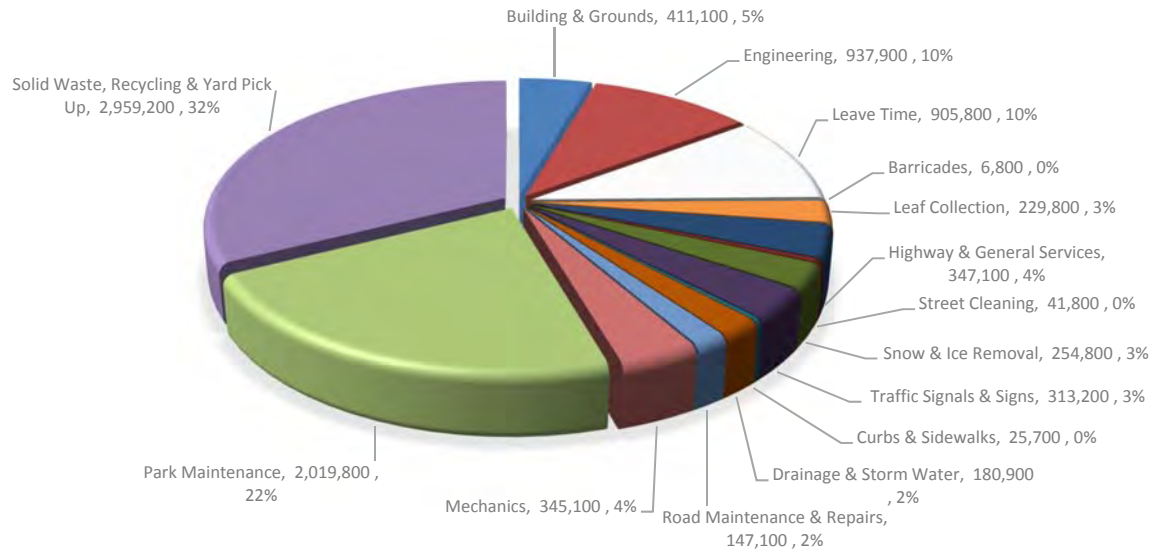
2018 Township Manager's Recommended Comprehensive Budget



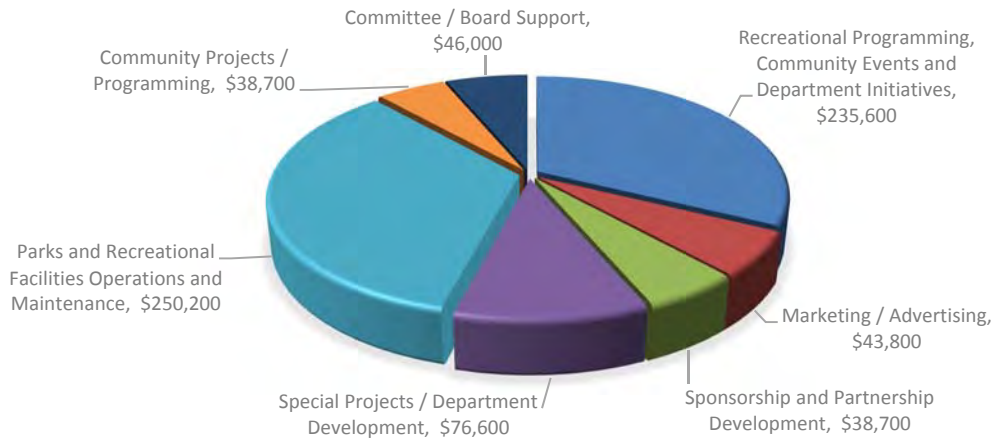
2018 Township Manager's Recommended Comprehensive Budget



DEPARTMENT OF PUBLIC WORKS SERVICE BREAKDOWN



DEPARTMENT OF RECREATION AND COMMUNITY PROGRAMMING



The rest of this page is blank intentionally

2018 Township Manager's Recommended Comprehensive Budget



Aggregate Financial Information (All Government Funds):

	2014 Actual	2015 Actual	2016 Actual	2017 Forecast	2018 Recomm.	%Δ
REVENUES						
Real Estate Taxes	\$11,803,429	\$11,773,342	\$12,511,317	\$12,603,778	\$12,712,800	0.9
Act 511 Enabling Taxes:						
Realty Transfer	2,827,758	3,830,652	3,026,720	3,408,006	3,442,100	1.0
Mercantile	1,396,668	1,328,898	1,335,185	1,128,793	1,207,000	6.9
Local Services Tax	909,874	1,019,034	1,050,285	1,028,891	1,029,200	0.0
Amusement	37,856	23,762	44,111	22,790	25,000	9.7
Business Privilege	9,085,391	9,409,945	9,048,954	9,870,429	9,931,270	0.6
Licenses, Permits and Fees	3,543,883	4,173,983	3,479,082	4,753,180	3,489,200	-26.6
Fines and Costs	758,786	613,968	511,693	497,712	600,000	20.6
Interests and Rents	287,577	291,576	394,106	375,327	397,194	5.8
Grants and Gifts	2,830,255	2,236,109	2,387,130	2,298,235	2,412,361	5.0
Departmental Earnings	1,653,276	1,725,080	1,820,447	1,786,693	1,729,019	-3.2
Sewer Rent / Stormwater Revenue	6,058,352	5,992,577	5,887,262	5,938,512	6,050,643	1.9
Special Assessments	48,888	160,746	49,500	27,597	49,900	80.8
Refunds and Miscellaneous	1,158,463	875,591	702,576	549,145	550,142	0.2
Debt Proceeds ¹	9,999,289	-	-	-	-	n/a
Intrafund Transfers	1,115,958	590,000	924,100	113,230	54,480	-51.9
TOTAL REVENUES	\$53,515,694	\$44,045,261	\$43,172,470	\$44,402,320	\$43,601,643	-1.8
EXPENDITURES:						
Salaries and Compensation:						
Salaries and Wages	10,309,487	10,288,505	10,709,764	10,420,489	11,313,749	8.6
Longevity	577,288	598,526	635,327	669,350	712,353	6.4
Sick Pay Bonus	8,680	8,470	8,890	7,630	6,266	-17.9
Medical Expense Reimbursement	8,300	7,700	7,600	9,300	10,600	14.0
Overtime	602,491	661,951	591,154	515,802	394,800	-23.5
PR Liabilities and Benefits:						
Soc. Sec. / Med. Taxes	834,602	835,565	858,450	848,446	922,266	8.7
Workers' Comp Prem.	407,799	496,841	482,215	468,229	453,789	-3.1
Unemployment	38,849	9,346	512	9,503	10,000	5.2
Pension	4,139,918	4,211,212	4,137,606	4,203,415	4,020,000	-4.4
Medical Insurance	2,807,220	2,766,586	2,736,767	2,550,637	2,583,993	1.3
OPEB Funding	1,964,864	2,423,870	2,697,707	2,939,715	3,051,868	3.8
Life and Dis. Ins	241,564	209,710	118,345	116,142	143,530	23.6
Employee Dev. and Training	33,077	32,250	52,369	42,091	37,560	-10.8
Supplies & Materials:						
Office sup. / postage	65,625	60,083	58,724	62,249	55,750	-10.4
Operating supplies	777,662	829,254	428,657	518,297	505,943	-2.4
Contractual Services:						
General	1,836,433	1,732,441	1,757,711	2,029,619	1,777,593	-12.4
Legal / Professional	1,711,028	1,849,485	1,585,518	1,757,205	1,304,075	-25.8
Insurance	375,600	420,192	366,170	381,945	393,075	2.9
Maintenance & Repairs (non-fleet)	346,156	378,342	322,719	553,437	646,845	16.9
Utilities	4,338,604	4,393,869	4,528,148	4,565,761	5,357,208	17.3
Fleet Expenditures						
Gas, Oil, Lubricants	394,894	215,880	153,251	234,422	258,119	10.1
Tires, Batteries, Access.	52,149	47,864	33,740	48,693	51,675	6.1
Repair & Maintenance (fleet only)	171,332	211,344	192,906	192,964	166,250	-13.8
Community Organization Contrib.						
Fire Companies	849,806	911,471	1,008,624	1,132,194	1,057,417	-6.6
Radnor Memorial Library	900,116	885,496	896,770	901,713	934,600	3.6
Other Community Organizations	243,284	283,177	314,367	314,837	327,059	3.9
Capital Outlay	14,670,836	3,955,729	4,000,122	7,187,519	7,357,959	2.4
Debt Service						
Principal	2,495,000	2,700,000	3,835,000	2,787,549	2,600,000	-6.7
Interest	1,683,097	1,720,685	1,936,906	1,944,522	1,939,059	-0.3
Bank Charges	145,244	3,424	4,101	3,179	-	-100.0
Miscellaneous	10,675	9,689	24,721	24,847	50,000	101.2
Intrafund Transfers	1,115,958	590,000	424,100	131,980	54,480	-58.7
TOTAL EXPENDITURES	\$54,157,640	\$43,748,955	\$43,908,961	\$47,573,682	\$48,497,181	8.3

2018 Township Manager's Recommended Comprehensive Budget



Debt Service Summary

The Township's outstanding principal debt balance at December 31, 2017 will be \$56,825,000, down from \$59,635,000 at December 31, 2016. In 2018, the Township will pay down another \$2,600,000 in principal, ending 2018 with an outstanding balance of \$54,225,000. The beginning outstanding balance is made up of \$43,675,000 in non-voted general obligations of the Township and \$13,150,000 in voted open space bonds. Currently the Township has seven bonds outstanding, Series 2015 (refunded 2009 Bonds which were originally the 2002AA and 2004A bonds), Series 2010 (refunded 2002A), Series 2012 (refunded 2007), 2013 (refunded 2004 / eliminated the Swap Agreement), Series 2014 open space bonds (Ardrossan), Series 2015 library improvement bonds, and Series 2016 park/trail improvement bonds. The table below reflects the summary of budgeted debt obligation transactions for 2018.

Issue	Final Year of Maturity	Original Principal Amount	Balance January 1, 2018	2018 Additions	2018 Reductions	Balance December 31, 2018	Interest Payments
Non-Voted General Obligation Bonds:							
2012 Series Refund	2037	16,360,000	16,195,000	-	35,000	16,160,000	620,323
2013 Series Refund	2034	18,210,000	16,720,000	-	1,175,000	15,545,000	559,831
2015 Series Refund/Libr.	2035	7,740,000	5,485,000	-	530,000	4,955,000	222,888
2016 Series Park/Trail	2035	5,765,000	5,275,000	-	235,000	5,040,000	135,420
Subtotal			43,675,000	-	1,975,000	41,700,000	1,538,462
Voted Open Space General Obligation Bonds							
2014 Series Ardrossan	2043	9,885,000	9,405,000	-	245,000	9,160,000	316,310
2015 Series Ref Various	2026	4,965,000	3,745,000	-	380,000	3,365,000	84,288
Subtotal			13,150,000	-	625,000	12,525,000	400,598
Grand Totals			56,825,000	-	2,600,000	54,225,000	1,939,060

The Township has utilized the bond issuances through the years to fund various activities. The following table reflects the sources of revenue being used to satisfy the 2018 debt service.

Fund	Amount
General Fund – General Revenues / Real Estate Taxes	\$3,090,518
Sewer Fund – Sewer Rent	346,992
Special Assessment Fund – Infrastructure Projects	45,889
Parks & Open Space Fund – Real Estate Transfer Tax and Voted Millage	1,025,598
Wayne Art Center Repayment	30,063
Library Repayment (eliminated in 2010)	-
Total	\$4,539,060

Please see the Debt Service Fund #24 for more details on the Township's outstanding bonds, including their amortization timetables and amounts.

2018 Township Manager's Recommended Comprehensive Budget



Summary:

The Township Administration will continue to put forth the efforts necessary to professionally and ethically manage Radnor Township by being fiscally responsible, transparent, and accountable to deliver the best services to our stakeholders. With the Board's leadership, we are confident that Radnor Township will continue to always be *"The Best of the Main Line."*

Respectfully Submitted,

A handwritten signature in blue ink, appearing to read 'R. Zienkowski', written over a horizontal line.

Robert A. Zienkowski,
Township Manager/ Secretary

A handwritten signature in black ink, appearing to read 'W. White', written over a horizontal line.

William M. White,
Finance Director



Radnor Township, PA

2018 Township Manager Recommended Budget

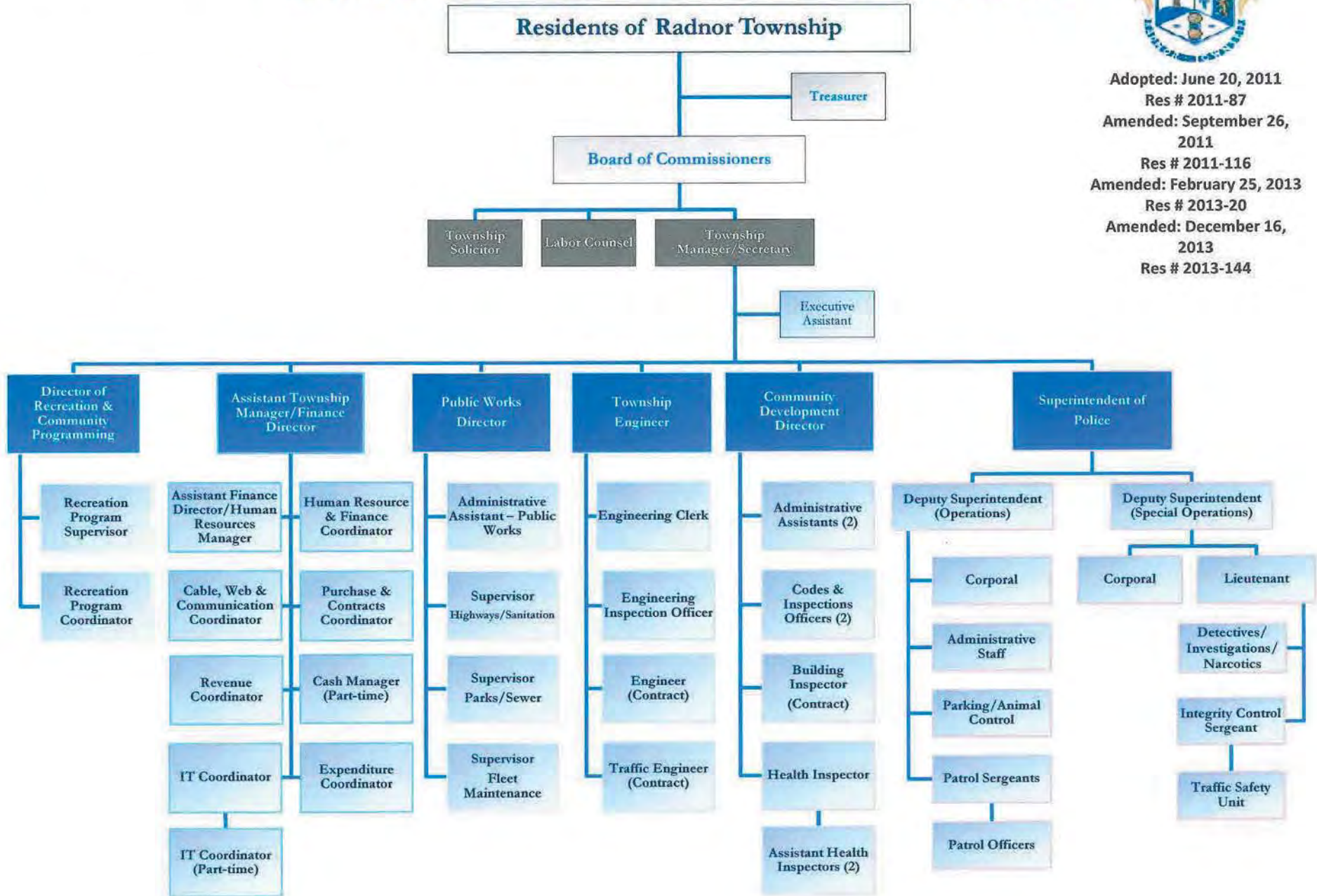
Organizational Charts

- Administrative Organizational Chart
- Fund Accounting Organizational Chart

RADNOR TOWNSHIP ORGANIZATIONAL CHART

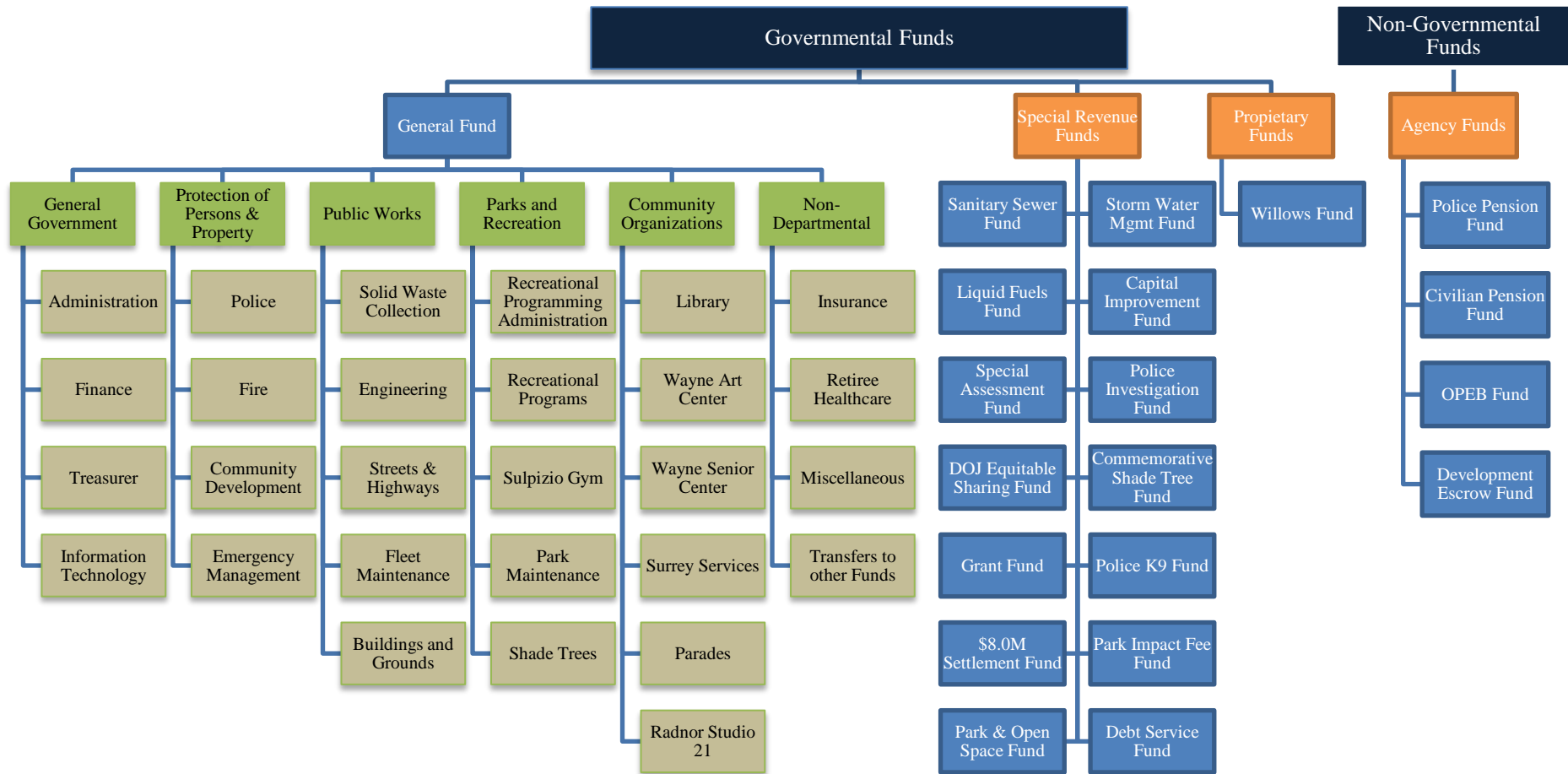


Adopted: June 20, 2011
 Res # 2011-87
 Amended: September 26, 2011
 Res # 2011-116
 Amended: February 25, 2013
 Res # 2013-20
 Amended: December 16, 2013
 Res # 2013-144



Radnor Township, PA

Fund Accounting Organizational Chart



Radnor Township, PA
2018 Township Manager Recommended Budget

Five Year Financial Forecast Section

**Radnor Township, PA
Five Year Forecast
Discussion and Assumptions**



Executive Summary:

The five-year forecast was developed with the assistance of the Citizens’ Audit Review & Financial Advisory Committee (CARFAC) back in 2012. The goal of the forecast is to identify revenue and expenditure trends based on today’s operations, and then be able to incorporate different assumptions and immediately see the impact. The forecast is built only on the General Fund given that all operating millage is deposited into that fund. The forecast formula is build using the following:

[Base Operations – as proposed for 2018 + Revenue and Expense Modifications = Forecasted Results]

What is difficult to capture in a static document, is the forecast’s ability to change assumptions and see different results. For example, later in this summary is an explanation of the major assumptions used in developing the forecast graphs depicted on the pages that follow. We can change the Act 511 tax revenue assumptions to show what an economic slow-down might to property tax rates. At the same time, we can see what a spike in healthcare costs might do to the bottom line. In so much as the outcomes are limitless, the forecast shown in this section is based on a set of assumptions we feel to be reasonable. They are not meant to be absolutely accurate, but instead, to show sensitivity and relationships as they relate to future real estate tax rates. The discussions that follow are significant items that are outside the base, but will have future implications on the Township’s budgets:

Revenue Modification Assumptions:

Revenue Name	Description
Real Estate Tax Increase	The 2018 Township Manager Recommended Budget has a tax increase of 0%. For the forecast period, no additional real estate tax increases are built into the forecast
Villanova Dormitory/ Performing Arts Development Project	This project was approved in 2015 and therefore is moving forward. Based on estimates provided by Villanova, the forecast includes the anticipated revenue to be generated from the project from 2016 – 2019, with the largest share realized in 2017. In years 2017 – 2018, the amounts include the revenue generated from the parking / dormitory buildings while the 2019 amount (\$750K) is for the performing arts center.
PennMed Development Project	PennMed purchased 145 King of Prussia from BioMed in 2015. The forecast includes a significantly reduced revenue estimate compared to the development plan submitted by BioMed. At this point, estimates have been entered with the thought that something will be developed at the site. The time and magnitude are still being debated. Given the process, we have pushed any revenue consideration out to 2019, which may still be optimistic.
Ardrossan Development	This forecast captures the estimated revenue that will be realized as a result of the 71+/- new homes being constructed on the balance of the Ardrossan site. The forecast assumptions include a phased-in building plan over the five-year period, and include increased real estate values, building permit revenue and real estate transfer taxes.

**Radnor Township, PA
Five Year Forecast
Discussion and Assumptions**



Expenditure Modification Assumptions:

Expenditure Name	Description					
Pension Funding	<p>The Township’s annual pension expense is referred to as our MMO which stands for the minimum municipal obligation. This payment is calculated based on a State mandated formula which takes the annual pensionable payroll times the normal cost and administrative expenses, net of employee contributions. Then, since the Township has an unfunded liability, the MMO includes the annual amortization to pay that down.</p> <p>The normal cost is a percentage that is calculated by an actuary and is meant to value today’s cost of providing the future benefit. If all the assumptions hold, then the normal cost should provide enough assets to fully fund the future obligation. In years where variances from those assumptions occur, actuarial gains / losses are generated. Those gains / losses are amortized over a period of time, approximately 15 years.</p> <p>Building on the discussions from the special Board of Commissioner meetings in August and September, and the corresponding pension funding assumptions that changed resulting from those meetings, the forecast factors in known and potential funding changes to future years’ MMO expenses. Specifically, due to expiring amortization bases, we know that future MMO’s will decrease over the forecast period. At the same time, even though the interest rate assumption was decreased from 7.5% to 7.25%, the Board could consider funding the plans at a 7.0% rate and simply transfer more dollars to the pension plan trusts. No additional expenses will be made unless the Board formally approves doing so, but we are showing it in the forecast in response to PFM’s probable asset return summary from September’s meeting.</p>					
	2018	2019	2020	2021	2022	2023
MMO Changes Totals <small>(from below)</small>	-	\$124,678	\$(54,370)	\$(53,656)	\$(53,656)	\$(53,656)
Actuarial Loss/(Gain) Civilian	-	(473,179)	(641,151)	(481,904)	(456,019)	(456,019)
Actuarial Loss/(Gain) Police	-	-	(167,742)	(167,742)	(167,029)	(167,029)
Excess Fund Bal Investment	-	-	-	-	-	-
Excess FB Resulting Act. Gain	-	-	-	-	-	-
ROI Assumption Cost	-	260,257	260,257	260,257	260,257	260,257
ROI Assumption Act. Gain	-	(212,922)	(548,636)	(389,389)	(362,791)	(362,791)

**Radnor Township, PA
Five Year Forecast
Discussion and Assumptions**



Significant Base Operation Forecast Assumptions:

Category Name	Assumption Discussion
Act 511 Business Taxes	<p>The revenues generated by this category represent about 1/3 of the General Fund revenues for the Township. Specific growth assumptions include (in each of the cases, the growth percentage is based on a conservative look back at the last 10 years of actual activity):</p> <ul style="list-style-type: none"> • Business Privilege Growth: 2.25% per year • Mercantile Growth: 2.50% • Reality Transfer Growth: 1.00% per year • Local Services Tax Growth: 1.00% per year
Other Revenue Growth	<p>Each non-tax revenue source received by the township carries a specific growth assumption. When all of those are aggregated, the annual overall revenue growth is forecasted to be as follows (these growth numbers include the Act 511 revenues):</p> <ul style="list-style-type: none"> • 2019: 1.00% • 2020: 2.32% • 2021: 2.35% • 2022: 2.39% • 2023: 2.42%
Wage and Benefit Expense Growth	<p>Wages are assumed to increase by 2.75% per year over the forecast period. Benefit growth is based on historical trends in each of the respective expense categories based on trends or market information that is available today.</p>
Overall Expenditure Growth	<p>Each revenue source received by the township carries a specific growth assumption. When all of those are aggregated, the annual overall revenue growth is forecasted to be as follows:</p> <ul style="list-style-type: none"> • 2019: 0.00% • 2020: 1.50% • 2021: 2.17% • 2022: 2.11% • 2023: 2.19%

Radnor Township, PA
 Financial Forecast Planning Worksheet
 Revenue and Expense Modifications to Current Base Operations over Forecast Period



Base Financial Summary:

			Manager					
	2017 Budget	2017 Forecast	2018 Manager	2019	2020	2021	2022	2023
Beginning Cash Balance	\$ 10,013,625	\$ 10,013,625	\$ 10,559,444	\$ 11,058,598	\$ 11,601,901	\$ 12,455,196	\$ 12,595,379	\$ 12,989,645
Base Revenues								
Real Estate Taxes	12,502,305	12,603,778	12,712,800	12,788,949	12,865,420	12,942,218	13,019,347	13,096,809
Act 511 Revenues	14,189,788	14,606,909	14,774,045	15,077,296	15,362,133	15,652,956	15,949,942	16,253,217
All Other Revenue	7,607,900	8,953,779	7,889,459	7,967,284	8,151,997	8,343,812	8,542,948	8,749,637
Total Revenue	\$ 34,299,993	\$ 36,164,466	\$ 35,376,304	\$ 35,833,529	\$ 36,379,550	\$ 36,938,986	\$ 37,512,236	\$ 38,099,664
Base Expenditures								
Salaries and Wages	11,891,260	11,210,966	12,058,191	12,389,076	12,729,061	13,078,395	13,437,336	13,806,148
Payroll Liabilities and Benefits	11,308,769	11,013,884	10,993,993	11,328,577	11,666,433	12,007,640	12,352,282	12,700,441
Capital Expenditures	1,277,093	2,861,628	1,629,977	1,530,437	1,440,650	1,867,286	1,333,290	1,136,733
Debt Service	2,991,146	2,991,146	3,090,520	3,014,992	2,557,809	2,558,960	2,555,150	2,560,684
All Other Expenditures	7,351,158	7,438,521	7,079,470	7,002,144	7,107,303	7,261,522	7,414,913	7,577,591
Net Transfers Out to Other Funds	32,500	102,500	25,000	25,000	25,000	25,000	25,000	25,000
Total Expenses	\$ 34,851,925	\$ 35,618,646	\$ 34,877,151	\$ 35,290,226	\$ 35,526,255	\$ 36,798,803	\$ 37,117,970	\$ 37,806,596
Base Net Revenues	\$ (551,932)	\$ 545,820	\$ 499,154	\$ 543,303	\$ 853,295	\$ 140,183	\$ 394,266	\$ 293,068
Ending Cash Balance	\$ 9,461,692	\$ 10,559,444	\$ 11,058,598	\$ 11,601,901	\$ 12,455,196	\$ 12,595,379	\$ 12,989,645	\$ 13,282,713

Modifications:

Revenues [Incremental]:

	2018	2019	2020	2021	2022	2023
Real Estate Tax Incremental Change	\$ -	\$ -	\$ -	\$ -	\$ -	\$ -
Ardrossan Bond Voted Millage	-	-	-	-	-	-
Villanova Dorm / Perf. Arts Development Project	375,000	750,000	-	-	-	-
Penn Medicine Development Impact	-	720,400	181,000	-	-	-
Ardrossan Development	123,343	156,686	190,029	223,372	287,551	296,178
Total Revenue Modifications	\$ 498,343	\$ 1,627,086	\$ 371,029	\$ 223,372	\$ 287,551	\$ 296,178

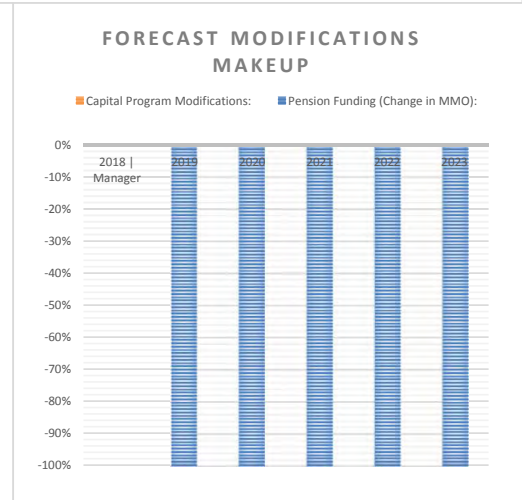
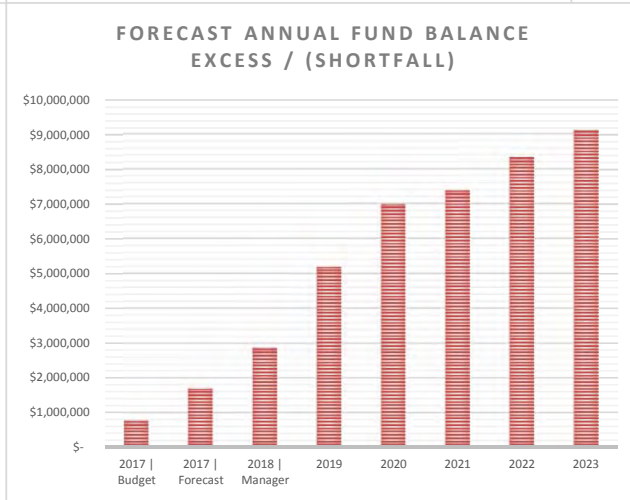
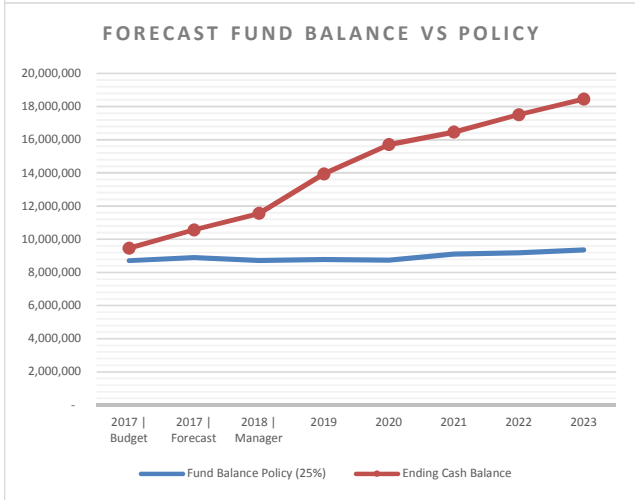
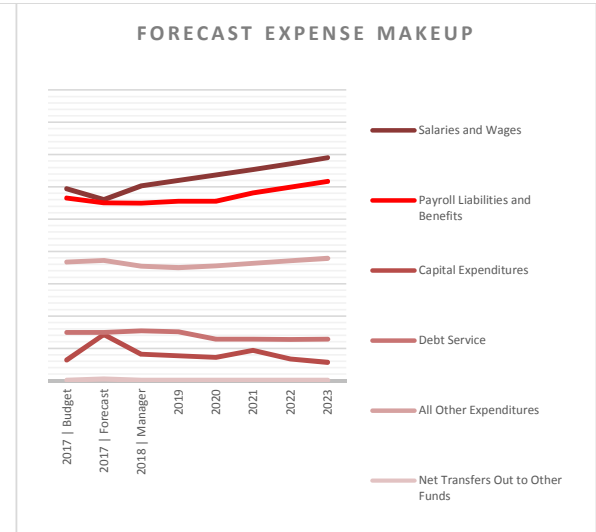
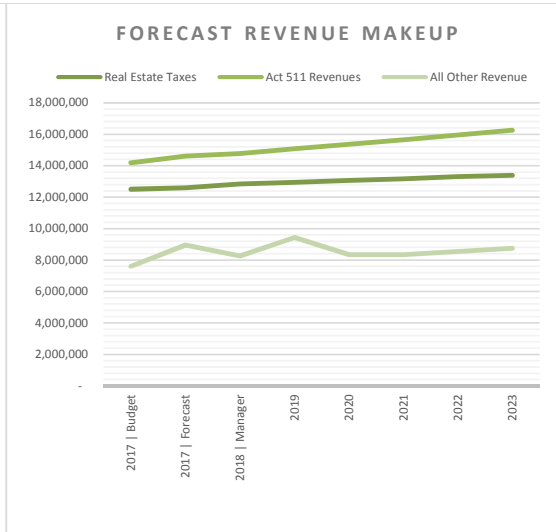
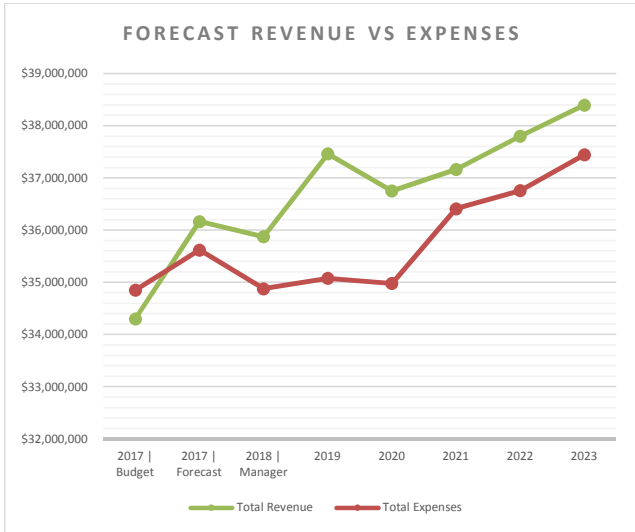
Expenditures [Incremental]:

	2018	2019	2020	2021	2022	2023
Pension Funding (Change in MMO):	-	(212,922)	(548,636)	(389,389)	(362,791)	(362,791)
1. MMO Changes to the Amortization (UAAL):						
Known Actuarial Losses/(Gains) Civilian Plan	-	(473,179)	(641,151)	(481,904)	(456,019)	(456,019)
Known Actuarial Losses/(Gains) Police Plan	-	-	(167,742)	(167,742)	(167,029)	(167,029)
Anticipated Actuarial Losses Civilian Plan	-	-	-	-	-	-
Anticipated Actuarial Losses Police Plan	-	-	-	-	-	-
2. Excess Fund Balance Investments:						
Excess Funding Plan Investment	-	-	-	-	-	-
Excess Funding Plan Actuarial (Gain)	-	-	-	-	-	-
3. Changes to the RoR:						
Interest Rate Assumption:	-	260,257	260,257	260,257	260,257	260,257
Capital Program Modifications:	-	-	-	-	-	-
Borrowing Program	-	-	-	-	-	-
Cash Program (Excess FB Only)	-	-	-	-	-	-
Total Expenditure Modifications	\$ -	\$ (212,922)	\$ (548,636)	\$ (389,389)	\$ (362,791)	\$ (362,791)

Modified Financial Summary:

	2017 Budget	2017 Forecast	2018 Manager	2019	2020	2021	2022	2023
Beginning Cash Balance	\$ 10,013,625	\$ 10,013,625	\$ 10,559,444	\$ 11,556,941	\$ 13,940,252	\$ 15,713,212	\$ 16,466,156	\$ 17,510,764
Less: Allocation of Excess (if avail.)	-	-	-	-	-	-	-	-
Net Beginning Cash Balance	\$ 10,013,625	\$ 10,013,625	\$ 10,559,444	\$ 11,556,941	\$ 13,940,252	\$ 15,713,212	\$ 16,466,156	\$ 17,510,764
Modified Revenues								
Real Estate Taxes	12,502,305	12,603,778	12,836,143	12,945,635	13,055,449	13,165,590	13,306,898	13,392,987
Act 511 Revenues	14,189,788	14,606,909	14,774,045	15,077,296	15,362,133	15,652,956	15,949,942	16,253,217
All Other Revenue	7,607,900	8,953,779	8,264,459	9,437,684	8,332,997	8,343,812	8,542,948	8,749,637
Total Revenue	\$ 34,299,993	\$ 36,164,466	\$ 35,874,647	\$ 37,460,615	\$ 36,750,579	\$ 37,162,358	\$ 37,799,787	\$ 38,395,841
Modified Expenditures								
Salaries and Wages	11,891,260	11,210,966	12,058,191	12,389,076	12,729,061	13,078,395	13,437,336	13,806,148
Payroll Liabilities and Benefits	11,308,769	11,013,884	10,993,993	11,115,655	11,117,797	11,618,251	11,989,491	12,337,650
Capital Expenditures	1,277,093	2,861,628	1,629,977	1,530,437	1,440,650	1,867,286	1,333,290	1,136,733
Debt Service	2,991,146	2,991,146	3,090,520	3,014,992	2,557,809	2,558,960	2,555,150	2,560,684
All Other Expenditures	7,351,158	7,438,521	7,079,470	7,002,144	7,107,303	7,261,522	7,414,913	7,577,591
Net Transfers Out to Other Funds	32,500	102,500	25,000	25,000	25,000	25,000	25,000	25,000
Total Expenses	\$ 34,851,925	\$ 35,618,646	\$ 34,877,151	\$ 35,077,304	\$ 34,977,619	\$ 36,409,414	\$ 36,755,179	\$ 37,443,805
Modified Net Revenues	\$ (551,932)	\$ 545,820	\$ 997,497	\$ 2,383,311	\$ 1,772,960	\$ 752,944	\$ 1,044,608	\$ 952,036
Ending Cash Balance	\$ 9,461,692	\$ 10,559,444	\$ 11,556,941	\$ 13,940,252	\$ 15,713,212	\$ 16,466,156	\$ 17,510,764	\$ 18,462,800
Act 511 Revenue Percentage	41.37%	40.39%	41.76%	42.08%	42.23%	42.38%	42.52%	42.66%
Fund Balance Policy (25%)	8,704,856	8,879,037	8,713,038	8,763,076	8,738,155	9,096,103	9,182,545	9,354,701
Fund Balance Excess / (Shortfall)	\$ 756,836	\$ 1,680,408	\$ 2,843,904	\$ 5,177,176	\$ 6,975,058	\$ 7,370,052	\$ 8,328,219	\$ 9,108,099

Radnor Township, PA Financial Forecast Graph Summary



Radnor Township, PA
General Fund (#01) Budget Worksheet

Account Description	Township Manager Recommended Budget	
	2018	%Δ
REVENUES:		
Real Estate Taxes:		
Current Year - Discount	(233,400)	n/a
Current Year - Face	12,567,200	1%
Current Year - Penalties	54,000	26%
Prior Year	130,000	1%
Delinquent	120,000	4%
Interim	75,000	48%
Total Real Estate Taxes	\$ 12,712,800	
	\$ 109,022	1%
Local Enabling Taxes		
Realty Transfer Tax	2,581,575	1%
Mercantile Tax	1,157,000	2%
Mercantile Tax: Discovery Firm	-	n/a
Local Services Tax	1,029,200	0%
Amusement Tax	25,000	10%
Business Privilege Tax	9,386,700	2%
Business Privilege Tax: Discovery Firm	94,570	2%
Mercantile - Audit	50,000	n/a
Business Privilege - Audit	450,000	-25%
Attorney Fee Reimbursements	-	n/a
Total Local Enabling Taxes	\$ 14,774,045	
	\$ 167,137	1%
License and Permits		
Contractor License Revenue	35,900	1%
Plan Review Fees	32,400	1%
Zoning	9,200	0%
Beverage	11,800	1%
UCC Act 45 Transfer	-	n/a
Building	1,355,500	-45%
Mechanical	66,000	-54%
Street Opening	5,000	-77%
Subdivision Fees	20,000	-7%
Public Works & Engineering Fees	225,000	25%
Professional Services Reimbursement	307,500	167%
Housing	200,000	3%
Health	90,000	5%
Burning	1,000	20%
Plumbing	75,000	-10%
Electrical	180,000	-68%
HARB	1,200	-1%
DRB	15,000	58%
Sewage Enforcement Fees	10,000	22%
ZHC - Residential	9,000	12%
ZHC - Non-Residential	8,000	-38%
Cable TV Franchise Fees	725,000	4%
Right-of-Way Fees	6,000	-34%
Film Permits	1,700	-30%
Certificate of Occupancy Transfer Fee	64,000	-1%
Total License and Permits	\$ 3,454,200	
	\$ (1,298,980)	-27%

FIVE YEAR FORECAST									
2019	%Δ	2020	%Δ	2021	%Δ	2022	%Δ	2023	%Δ
(229,105)	-2%	(224,890)	n/a	(220,752)	n/a	(216,690)	n/a	(212,703)	n/a
12,636,320	1%	12,705,819	1%	12,775,701	1%	12,845,968	1%	12,916,621	1%
54,167	0%	54,335	0%	54,504	0%	54,673	0%	54,842	0%
131,040	1%	132,088	1%	133,145	1%	134,210	1%	135,284	1%
121,152	1%	122,315	1%	123,489	1%	124,675	1%	125,872	1%
75,375	0%	75,752	0%	76,131	0%	76,511	0%	76,894	0%
\$ 12,788,949		\$ 12,865,420		\$ 12,942,218		\$ 13,019,347		\$ 13,096,809	
\$ 76,149	1%	\$ 76,471	1%	\$ 76,798	1%	\$ 77,128	1%	\$ 77,463	1%
2,607,375	1%	2,633,475	1%	2,659,800	1%	2,686,425	1%	2,713,275	1%
1,185,900	2%	1,215,500	2%	1,245,900	3%	1,277,000	2%	1,308,900	2%
-	-100%	-	n/a	-	n/a	-	n/a	-	n/a
1,039,500	1%	1,049,900	1%	1,060,400	1%	1,071,000	1%	1,081,700	1%
25,000	0%	25,000	0%	25,000	0%	25,000	0%	25,000	0%
9,597,900	2%	9,813,900	2%	10,034,700	2%	10,260,500	2%	10,491,400	2%
121,621	29%	124,358	2%	127,156	2%	130,017	2%	132,942	2%
50,000	0%	50,000	0%	50,000	0%	50,000	0%	50,000	0%
450,000	0%	450,000	0%	450,000	0%	450,000	0%	450,000	0%
-	-100%	-	n/a	-	n/a	-	n/a	-	n/a
\$ 15,077,296		\$ 15,362,133		\$ 15,652,956		\$ 15,949,942		\$ 16,253,217	
\$ 303,251	2%	\$ 284,836	2%	\$ 290,823	2%	\$ 296,986	2%	\$ 303,275	2%
37,336	4%	38,829	4%	40,383	4%	41,998	4%	43,678	4%
33,696	4%	35,044	4%	36,446	4%	37,903	4%	39,420	4%
9,568	4%	9,951	4%	10,349	4%	10,763	4%	11,193	4%
12,272	4%	12,763	4%	13,273	4%	13,804	4%	14,357	4%
-	n/a	-	n/a	-	n/a	-	n/a	-	n/a
1,409,720	4%	1,466,109	4%	1,524,753	4%	1,585,743	4%	1,649,173	4%
68,640	4%	71,386	4%	74,241	4%	77,211	4%	80,299	4%
5,200	4%	5,408	4%	5,624	4%	5,849	4%	6,083	4%
20,800	4%	21,632	4%	22,497	4%	23,397	4%	24,333	4%
234,000	4%	243,360	4%	253,094	4%	263,218	4%	273,747	4%
315,956	3%	324,645	3%	333,573	3%	342,746	3%	352,172	3%
208,000	4%	216,320	4%	224,973	4%	233,972	4%	243,331	4%
93,600	4%	97,344	4%	101,238	4%	105,287	4%	109,499	4%
1,040	4%	1,082	4%	1,125	4%	1,170	4%	1,217	4%
78,000	4%	81,120	4%	84,365	4%	87,739	4%	91,249	4%
187,200	4%	194,688	4%	202,476	4%	210,575	4%	218,998	4%
1,248	4%	1,298	4%	1,350	4%	1,404	4%	1,460	4%
15,600	4%	16,224	4%	16,873	4%	17,548	4%	18,250	4%
10,400	4%	10,816	4%	11,249	4%	11,699	4%	12,167	4%
9,360	4%	9,734	4%	10,124	4%	10,529	4%	10,950	4%
8,320	4%	8,653	4%	8,999	4%	9,359	4%	9,733	4%
746,750	3%	769,153	3%	792,227	3%	815,994	3%	840,474	3%
6,240	4%	6,490	4%	6,749	4%	7,019	4%	7,300	4%
1,768	4%	1,839	4%	1,912	4%	1,989	4%	2,068	4%
66,560	4%	69,222	4%	71,991	4%	74,871	4%	77,866	4%
\$ 3,581,274		\$ 3,713,108		\$ 3,849,883		\$ 3,991,786		\$ 4,139,014	
\$ 127,074	4%	\$ 131,834	4%	\$ 136,775	4%	\$ 141,903	4%	\$ 147,227	4%

Radnor Township, PA
General Fund (#01) Budget Worksheet

Account Description	Township Manager Recommended Budget	
	2018	%Δ
Fines and Costs		
Police	375,000	21%
District Justice	225,000	21%
Total Fines and Costs	\$ 600,000	
	\$ 103,138	21%
Interest and Rents		
Interest Earnings	200,000	5%
Property & Equipment	150,000	24%
Total Interest and Rents	\$ 350,000	
	\$ 38,059	12%
Grants and Gifts		
Payments In Lieu of Taxes	51,000	0%
Public Utility Realty Tax	30,000	7%
Federal, State & County	170,000	59%
State Pension Aid	750,000	2%
Crossing Guard Contributions (RTSD)	-	-100%
County Highway Aid	36,720	n/a
State Snow Removal	60,000	11%
Public Access Grant	56,059	0%
Shade Tree Contributions	-	n/a
Grounds Maintenance Agreement	-	n/a
Volunteer Fire Relief Aid	350,000	10%
Police Drug Task Force Reimb.	17,500	1417%
Total Grants and Gifts	\$ 1,521,279	
	\$ 118,426	8%
Departmental Earnings		
Parking Meters - Kiosks	525,000	13%
Parking Meters - Church	-	n/a
Alarm System Fees	20,000	-2%
Police Extra Duty	340,000	-10%
Recreation Fees	400,000	-14%
Prepaid Parking	30,000	12%
Meter Bags	3,000	-29%
Police Parking Permit	10,500	13%
Rear Door Trash Fee	90,000	-2%
Refuse Collection Fee	40,000	5%
Sulpizio Gym Fees	40,000	-4%
Police Service Fees	40,000	2%
Police Live Scan Fees	15,000	-21%
Recreation Sponsorship/ Adv. Rev.	65,000	-13%
Kiosk Advertising	-	n/a
Total Departmental Earnings	\$ 1,618,500	
	\$ (55,887)	-3%

FIVE YEAR FORECAST									
2019	%Δ	2020	%Δ	2021	%Δ	2022	%Δ	2023	%Δ
386,250	3%	397,838	3%	409,773	3%	422,066	3%	434,728	3%
225,802	0%	226,607	0%	227,414	0%	228,224	0%	229,038	0%
\$ 612,052		\$ 624,444		\$ 637,187		\$ 650,290		\$ 663,766	
\$ 12,052	2%	\$ 12,392	2%	\$ 12,743	2%	\$ 13,104	2%	\$ 13,475	2%
205,000	2%	210,125	2%	215,378	2%	220,763	2%	226,282	2%
153,750	3%	157,594	3%	161,534	3%	165,572	3%	169,711	2%
\$ 358,750		\$ 367,719		\$ 376,912		\$ 386,335		\$ 395,993	
\$ 8,750	3%	\$ 8,969	2%	\$ 9,193	2%	\$ 9,423	3%	\$ 9,658	2%
51,000	0%	51,000	0%	51,000	0%	51,000	0%	51,000	0%
30,846	3%	31,716	3%	32,611	3%	33,531	3%	34,477	3%
170,000	0%	170,000	0%	170,000	0%	170,000	0%	170,000	0%
757,500	1%	765,075	1%	772,726	1%	780,453	1%	788,258	1%
-	n/a	-	n/a	-	n/a	-	n/a	-	n/a
36,720	0%	36,720	0%	36,720	0%	36,720	0%	36,720	0%
60,000	0%	60,000	0%	60,000	0%	60,000	0%	60,000	0%
56,059	0%	56,059	0%	56,059	0%	56,059	0%	56,059	0%
-	n/a	-	n/a	-	n/a	-	n/a	-	n/a
-	n/a	-	n/a	-	n/a	-	n/a	-	n/a
350,000	0%	350,000	0%	350,000	0%	350,000	0%	350,000	0%
17,899	2%	18,306	2%	18,723	2%	19,149	2%	19,585	2%
\$ 1,530,024		\$ 1,538,877		\$ 1,547,839		\$ 1,556,913		\$ 1,566,099	
\$ 8,745	1%	\$ 8,853	1%	\$ 8,962	1%	\$ 9,074	1%	\$ 9,187	1%
540,750	3%	556,973	3%	573,682	3%	590,892	3%	608,619	3%
-	-100%	-	n/a	-	n/a	-	n/a	-	n/a
20,600	3%	21,218	3%	21,855	3%	22,510	3%	23,185	3%
246,600	-27%	253,382	3%	260,349	3%	267,509	3%	274,866	3%
392,578	-2%	385,294	-2%	378,145	-2%	371,128	-2%	364,242	-2%
30,900	3%	31,827	3%	32,782	3%	33,765	3%	34,778	3%
3,090	3%	3,183	3%	3,278	3%	3,377	3%	3,478	3%
10,815	3%	11,139	3%	11,474	3%	11,818	3%	12,172	3%
84,993	-6%	80,265	-6%	75,800	-6%	71,584	-6%	67,602	-6%
42,052	5%	44,209	5%	46,477	5%	48,861	5%	51,368	5%
39,258	-2%	38,529	-2%	37,814	-2%	37,113	-2%	36,424	-2%
41,200	3%	42,436	3%	43,709	3%	45,020	3%	46,371	3%
15,450	3%	15,914	3%	16,391	3%	16,883	3%	17,389	3%
65,000	0%	65,000	0%	65,000	0%	65,000	0%	65,000	0%
-	n/a	-	n/a	-	n/a	-	n/a	-	n/a
\$ 1,533,286		\$ 1,549,368		\$ 1,566,756		\$ 1,585,460		\$ 1,605,494	
\$ (85,214)	-5%	\$ 16,082	1%	\$ 17,388	1%	\$ 18,704	1%	\$ 20,034	1%

Radnor Township, PA
General Fund (#01) Budget Worksheet

Account Description	Township Manager Recommended Budget	
	2018	%Δ
Miscellaneous		
Insurance Refunds	-	-100%
Sale of Property, Equipment	-	n/a
Premium Payments - Flex	-	n/a
Miscellaneous	150,000	39%
Premium Payments	100,000	-7%
Advertising & Sponsorship Fees	1,000	300%
Cash Over / Short	-	n/a
Sale of Recycled Materials	-	-100%
Federal Medical Subsidy	65,000	14%
Tax Anticipation Revenue Notes	-	n/a
Total Miscellaneous	\$ 316,000	
	\$ 30,924	11%
Transfers In		
Transfer In: Sewer Overhead	-	n/a
Transfer In: Sewer Fund	-	n/a
Transfer In: Liquid Fuels Fund	-	n/a
Transfer In: Capital Improvement Fund	-	n/a
Transfer In: Park & Open Space Fund	29,480	0%
Transfer In: Willows Fund	-	n/a
Total Transfers In	\$ 29,480	
	\$ -	0%
TOTAL GENERAL FUND REVENUE	\$ 35,376,304	
	\$ (788,162)	-2%

FIVE YEAR FORECAST									
2019	%Δ	2020	%Δ	2021	%Δ	2022	%Δ	2023	%Δ
-	n/a	-	n/a	-	n/a	-	n/a	-	n/a
-	n/a	-	n/a	-	n/a	-	n/a	-	n/a
-	n/a	-	n/a	-	n/a	-	n/a	-	n/a
154,125	3%	158,363	3%	162,718	3%	167,193	3%	171,791	3%
102,293	2%	104,638	2%	107,037	2%	109,491	2%	112,001	2%
1,000	0%	1,000	0%	1,000	0%	1,000	0%	1,000	0%
-	n/a	-	n/a	-	n/a	-	n/a	-	n/a
-	-100%	-	n/a	-	n/a	-	n/a	-	n/a
65,000	0%	65,000	0%	65,000	0%	65,000	0%	65,000	0%
-	n/a	-	n/a	-	n/a	-	n/a	-	n/a
\$ 322,418		\$ 329,001		\$ 335,755		\$ 342,684		\$ 349,792	
\$ 6,418	2%	\$ 6,584	2%	\$ 6,754	2%	\$ 6,929	2%	\$ 7,108	2%
-	n/a	-	n/a	-	n/a	-	n/a	-	n/a
-	n/a	-	n/a	-	n/a	-	n/a	-	n/a
-	n/a	-	n/a	-	n/a	-	n/a	-	n/a
-	n/a	-	n/a	-	n/a	-	n/a	-	n/a
29,480	0%	29,480	0%	29,480	0%	29,480	0%	29,480	0%
-	n/a	-	n/a	-	n/a	-	n/a	-	n/a
\$ 29,480		\$ 29,480		\$ 29,480		\$ 29,480		\$ 29,480	
\$ -	0%	\$ -	0%	\$ -	0%	\$ -	0%	\$ -	0%
\$ 35,833,529		\$ 36,379,550		\$ 36,938,986		\$ 37,512,236		\$ 38,099,664	
\$ 457,224	1%	\$ 546,022	2%	\$ 559,435	2%	\$ 573,251	2%	\$ 587,427	2%

Radnor Township, PA
General Fund (#01) Budget Worksheet

Account Description	Township Manager Recommended Budget	
	2018	%Δ
ADMINISTRATION		
Salaries	284,624	8%
Social Security Taxes	17,469	-7%
Workers' Compensation	2,062	8%
Pension Benefits	8,474	-27%
Health Benefits	11,060	-66%
Life & Disability Insurance	2,355	14%
Office Supplies	3,100	-37%
Postage	2,000	64%
Advertising & Printing	22,100	113%
Professional Development	750	-17%
Dues & Subscriptions	2,900	107%
Contractual Services	35,000	107%
Comprehensive Plan Update (2016)	50,000	300%
Legal Services - General (solicitor)	250,000	5%
Legal Services - Special (Labor + Other)	150,000	-49%
Miscellaneous	50,000	101%
Minor Office Equipment	5,000	230%
TOTAL ADMINISTRATION	\$ 896,894	
\$ Δ	\$ (39,108)	
% Δ	-4%	
FINANCE		
Salaries	570,040	6%
Longevity	13,080	15%
Sick Pay Bonus	734	0%
Medical Exp. Reimbursements	166	0%
Social Security Taxes	41,706	3%
Workers' Compensation	4,231	14%
Pension Allocation	52,186	-21%
Medical Insurance Premiums	132,335	-3%
Group, Life & Disability Insurance	5,157	13%
Office Supplies	4,250	-4%
Postage	5,000	-8%
Credit Card Fees	1,900	48%
Bond Premium	2,175	3%
Professional Development	500	-82%
Dues & Subscriptions	2,200	-19%
Contractual Services	40,000	-54%
Professional Services	37,150	30%
Act 511 - Legal Services	50,000	45%
Act 511 - Audit Services	95,000	-39%
Act 511 - Discovery Service Contract	30,000	123%
Minor Office Equipment	1,000	n/a
TOTAL FINANCE	\$ 1,088,810	
\$ Δ	\$ (48,235)	
% Δ	-4%	

FIVE YEAR FORECAST									
2019	%Δ	2020	%Δ	2021	%Δ	2022	%Δ	2023	%Δ
292,451	3%	300,494	3%	308,757	3%	317,248	3%	325,972	3%
17,949	3%	18,443	3%	18,950	3%	19,471	3%	20,007	3%
2,119	3%	2,177	3%	2,237	3%	2,298	3%	2,362	3%
8,474	0%	8,474	0%	8,474	0%	8,474	0%	8,474	0%
11,314	2%	11,573	2%	11,838	2%	12,110	2%	12,387	2%
2,420	3%	2,486	3%	2,555	3%	2,625	3%	2,697	3%
3,100	0%	3,100	0%	3,100	0%	3,100	0%	3,100	0%
2,000	0%	2,000	0%	2,000	0%	2,000	0%	2,000	0%
22,100	0%	22,100	0%	22,100	0%	22,100	0%	22,100	0%
750	0%	750	0%	750	0%	750	0%	750	0%
2,900	0%	2,900	0%	2,900	0%	2,900	0%	2,900	0%
35,000	0%	35,000	0%	35,000	0%	35,000	0%	35,000	0%
-	-100%	-	n/a	-	n/a	-	n/a	-	n/a
250,000	0%	250,000	0%	250,000	0%	250,000	0%	250,000	0%
100,000	-33%	100,000	0%	100,000	0%	100,000	0%	100,000	0%
50,000	0%	50,000	0%	50,000	0%	50,000	0%	50,000	0%
5,138	3%	5,279	3%	5,424	3%	5,573	3%	5,726	3%
\$ 805,714		\$ 814,776		\$ 824,085		\$ 833,649		\$ 843,475	
\$ (91,180)		\$ 9,061		\$ 9,309		\$ 9,564		\$ 9,826	
-10%		1%		1%		1%		1%	
585,716	3%	601,823	3%	618,373	3%	635,379	3%	652,852	3%
13,440	3%	13,809	3%	14,189	3%	14,579	3%	14,980	3%
754	3%	775	3%	796	3%	818	3%	841	3%
171	3%	175	3%	180	3%	185	3%	190	3%
42,853	3%	44,031	3%	45,242	3%	46,486	3%	47,765	3%
4,347	3%	4,467	3%	4,590	3%	4,716	3%	4,846	3%
52,186	0%	52,186	0%	52,186	0%	52,186	0%	52,186	0%
135,369	2%	138,472	2%	141,647	2%	144,895	2%	148,217	2%
5,299	3%	5,445	3%	5,594	3%	5,748	3%	5,906	3%
4,250	0%	4,250	0%	4,250	0%	4,250	0%	4,250	0%
5,000	0%	5,000	0%	5,000	0%	5,000	0%	5,000	0%
1,952	3%	2,006	3%	2,061	3%	2,118	3%	2,176	3%
2,235	3%	2,296	3%	2,359	3%	2,424	3%	2,491	3%
500	0%	500	0%	500	0%	500	0%	500	0%
2,200	0%	2,200	0%	2,200	0%	2,200	0%	2,200	0%
41,100	3%	42,230	3%	43,392	3%	44,585	3%	45,811	3%
38,172	3%	39,221	3%	40,300	3%	41,408	3%	42,547	3%
51,375	3%	52,788	3%	54,239	3%	55,731	3%	57,264	3%
97,613	3%	100,297	3%	103,055	3%	105,889	3%	108,801	3%
30,825	3%	31,673	3%	32,544	3%	33,439	3%	34,358	3%
1,000	0%	1,000	0%	1,000	0%	1,000	0%	1,000	0%
\$ 1,116,356		\$ 1,144,645		\$ 1,173,698		\$ 1,203,536		\$ 1,234,179	
\$ 27,546		\$ 28,289		\$ 29,053		\$ 29,838		\$ 30,643	
3%		3%		3%		3%		3%	

Radnor Township, PA
General Fund (#01) Budget Worksheet

Account Description	Township Manager Recommended Budget	
	2018	%Δ
TREASURER		
Salaries	26,000	0%
Social Security Taxes	1,989	6%
Workers' Compensation	188	10%
Office Supplies	2,000	25%
Postage	4,400	4%
Bond Premium	2,500	108%
Dues & Subscriptions	100	43%
Contractual Services	2,800	1%
Minor Office Equipment	1,000	n/a
TOTAL TREASURER	\$ 40,977	
\$ Δ	\$ 3,036	
% Δ	8%	
INFORMATION TECHNOLOGY		
Salaries	168,044	17%
Longevity	6,950	61%
Sick Pay Bonus	700	0%
Medical Exp. Reimbursements	200	100%
Social Security Taxes	13,456	22%
Workers' Compensation	1,273	28%
Pension Allocation	13,495	-17%
Medical Insurance Premiums	42,619	-4%
Group, Life & Disability Insurance	1,576	34%
Office Supplies	500	99%
Operating Supplies	10,000	24%
Professional Development	3,000	1110%
Dues & Subscriptions	-	n/a
Contractual Services	100,000	-9%
Minor Office Equipment	850	49%
Contracted Maint. & Repairs	-	-100%
TOTAL INFORMATION TECHNOLOGY	\$ 362,663	
\$ Δ	\$ 20,704	
% Δ	6%	

FIVE YEAR FORECAST									
2019	%Δ	2020	%Δ	2021	%Δ	2022	%Δ	2023	%Δ
26,000	0%	26,000	0%	26,000	0%	26,000	0%	26,000	0%
2,044	3%	2,100	3%	2,158	3%	2,217	3%	2,278	3%
193	3%	198	3%	204	3%	210	3%	215	3%
2,000	0%	2,000	0%	2,000	0%	2,000	0%	2,000	0%
4,400	0%	4,400	0%	4,400	0%	4,400	0%	4,400	0%
2,569	3%	2,639	3%	2,712	3%	2,787	3%	2,863	3%
100	0%	100	0%	100	0%	100	0%	100	0%
2,877	3%	2,956	3%	3,037	3%	3,121	3%	3,207	3%
1,000	0%	1,000	0%	1,000	0%	1,000	0%	1,000	0%
\$ 41,183		\$ 41,394		\$ 41,611		\$ 41,834		\$ 42,063	
\$ 206		\$ 211		\$ 217		\$ 223		\$ 229	
1%		1%		1%		1%		1%	
172,665	3%	177,414	3%	182,292	3%	187,305	3%	192,456	3%
7,141	3%	7,338	3%	7,539	3%	7,747	3%	7,960	3%
719	3%	739	3%	759	3%	780	3%	802	3%
206	3%	211	3%	217	3%	223	3%	229	3%
13,826	3%	14,206	3%	14,597	3%	14,998	3%	15,411	3%
1,308	3%	1,344	3%	1,381	3%	1,419	3%	1,458	3%
13,495	0%	13,495	0%	13,495	0%	13,495	0%	13,495	0%
43,596	2%	44,596	2%	45,618	2%	46,664	2%	47,734	2%
1,619	3%	1,664	3%	1,710	3%	1,757	3%	1,805	3%
500	0%	500	0%	500	0%	500	0%	500	0%
10,000	0%	10,000	0%	10,000	0%	10,000	0%	10,000	0%
3,000	0%	3,000	0%	3,000	0%	3,000	0%	3,000	0%
-	n/a	-	n/a	-	n/a	-	n/a	-	n/a
92,750	-7%	95,301	3%	97,921	3%	100,614	3%	103,381	3%
850	0%	850	0%	850	0%	850	0%	850	0%
-	n/a	-	n/a	-	n/a	-	n/a	-	n/a
\$ 361,676		\$ 370,657		\$ 379,880		\$ 389,352		\$ 399,080	
\$ (987)		\$ 8,981		\$ 9,223		\$ 9,472		\$ 9,728	
0%		2%		2%		2%		2%	

Radnor Township, PA
General Fund (#01) Budget Worksheet

Account Description	Township Manager Recommended Budget	
	2018	%Δ
COMMUNITY DEVELOPMENT		
Salaries	493,124	2%
Part-Time Wages	68,087	518%
Overtime	16,000	-58%
Longevity	16,000	-11%
Sick Pay Bonus	245	-56%
Medical Exp. Reimbursements	300	50%
Social Security Taxes	45,422	10%
Workers' Compensation	17,100	4%
Pension Allocation	39,455	-43%
Medical Insurance Premiums	70,941	80%
Group, Life & Disability Insurance	6,062	31%
Communications	3,750	4%
Uniforms	3,000	-40%
Boot Allowance	600	-27%
Office Supplies	4,900	-32%
Postage	5,200	3%
Operating Supplies	-	n/a
Credit Card Fees	3,700	-15%
Advertising & Printing	6,000	5%
Professional Development	3,000	32%
Dues & Subscriptions	2,500	-30%
Contractual Services: Prop Maint.	20,000	143%
Contractual Services	210,000	14%
Legal Services - Zoning Hearing Board	15,750	58%
Minor Office Equipment	550	21%
Gas, Oil & Lubricants	3,000	11%
Tires, Batteries & Accessories	300	300%
Repair Parts	500	49%
Contracted Maint. & Repair	-	-100%
TOTAL COMMUNITY DEVELOPMENT	\$ 1,055,486	
\$ Δ	\$ 87,930	
% Δ	9%	

FIVE YEAR FORECAST									
2019	%Δ	2020	%Δ	2021	%Δ	2022	%Δ	2023	%Δ
506,685	3%	520,619	3%	534,936	3%	549,646	3%	564,762	3%
69,959	3%	71,883	3%	73,860	3%	75,891	3%	77,978	3%
16,440	3%	16,892	3%	17,357	3%	17,834	3%	18,324	3%
16,440	3%	16,892	3%	17,357	3%	17,834	3%	18,324	3%
252	3%	259	3%	266	3%	273	3%	281	3%
308	3%	317	3%	325	3%	334	3%	344	3%
46,671	3%	47,955	3%	49,273	3%	50,628	3%	52,021	3%
17,570	3%	18,053	3%	18,550	3%	19,060	3%	19,584	3%
39,455	0%	39,455	0%	39,455	0%	39,455	0%	39,455	0%
72,567	2%	74,231	2%	75,933	2%	77,674	2%	79,455	2%
6,229	3%	6,400	3%	6,576	3%	6,757	3%	6,943	3%
3,750	0%	3,750	0%	3,750	0%	3,750	0%	3,750	0%
3,083	3%	3,167	3%	3,254	3%	3,344	3%	3,436	3%
600	0%	600	0%	600	0%	600	0%	600	0%
4,900	0%	4,900	0%	4,900	0%	4,900	0%	4,900	0%
5,200	0%	5,200	0%	5,200	0%	5,200	0%	5,200	0%
-	n/a	-	n/a	-	n/a	-	n/a	-	n/a
3,802	3%	3,906	3%	4,014	3%	4,124	3%	4,238	3%
6,165	3%	6,335	3%	6,509	3%	6,688	3%	6,872	3%
5,500	83%	3,000	-45%	5,500	83%	3,000	-45%	5,500	83%
2,500	0%	2,500	0%	2,500	0%	2,500	0%	2,500	0%
20,550	3%	21,115	3%	21,696	3%	22,292	3%	22,905	3%
175,000	-17%	175,000	0%	175,000	0%	175,000	0%	175,000	0%
15,750	0%	15,750	0%	15,750	0%	15,750	0%	15,750	0%
550	0%	550	0%	550	0%	550	0%	550	0%
3,083	3%	3,167	3%	3,254	3%	3,344	3%	3,436	3%
308	3%	317	3%	325	3%	334	3%	344	3%
514	3%	528	3%	542	3%	557	3%	573	3%
-	n/a	-	n/a	-	n/a	-	n/a	-	n/a
\$ 1,043,831		\$ 1,062,741		\$ 1,087,232		\$ 1,107,321		\$ 1,133,022	
\$ (11,655)		\$ 18,910		\$ 24,491		\$ 20,088		\$ 25,702	
-1%		2%		2%		2%		2%	

Radnor Township, PA
General Fund (#01) Budget Worksheet

Account Description	Township Manager Recommended Budget	
	2018	%Δ
POLICE		
Salaries	4,848,202	10%
PT Meter Enforcement Salaries	100,000	14%
Overtime	190,000	22%
Longevity	413,926	6%
Sick Pay Bonus	105	0%
Medical Exp. Reimbursements	4,500	-8%
Extra Duty	200,000	2%
Court Time	20,000	-14%
Crossing Guard	97,000	3%
Social Security Taxes	429,839	11%
Workers' Compensation	214,067	16%
Pension Allocation	840,427	-28%
Medical Insurance Premiums	1,058,441	9%
Group, Life & Disability Insurance	56,019	42%
OPEB Allocation	375,000	7%
Communications	19,000	8%
Uniforms	63,000	-1%
Office Supplies	5,200	9%
Emergency Management Materials	-	-100%
Postage	2,000	1%
Operating Supplies	30,750	3%
Training Supplies	2,600	424%
Credit Card Fees	35,750	-8%
Professional Development	13,500	-37%
Dues & Subscriptions	1,000	-72%
Contractual Services	125,000	-27%
Accreditation Expenses	-	n/a
Legal Services - General	-	-100%
Contractual Services - Animal Control	5,500	-75%
P.A.L. Programming	-	-100%
Minor Office Equipment	3,000	2%
Maint. & Repair: Parking Meters	2,500	11%
Maint. & Repair: Comm. Equip.	2,500	-58%
Gas, Oil & Lubricants	77,654	9%
Tires, Batteries & Accessories	8,200	-13%
Repair Parts	12,400	-31%
Contracted Maint. & Repairs	9,200	3%
TOTAL POLICE	\$ 9,266,280	
\$ Δ	\$ 321,757	
% Δ	4%	
FIRE		
Radnor Fire: Insurance (Liability & WC)	85,000	22%
Township: Rentals (Hydrant Water)	142,800	1%
VMSC Contributions (Capital & Ops)	-	n/a
Bryn Mawr Fire Co. Contrib. (Operations)	105,576	3%
Broomall Fire Co. Contrib. (Operations)	8,000	11%
Radnor Fire: Contrib. (Capital and Ops)	225,805	82%
RFC: Add'l ALS Subsidy	-	-100%
Volunteer Fire Relief Aid (State)	350,000	0%
Radnor Fire: Gas, Oil & Lubricants	17,699	47%
TOTAL FIRE	\$ 934,880	
\$ Δ	\$ 2,838	
% Δ	0%	

FIVE YEAR FORECAST									
2019	%Δ	2020	%Δ	2021	%Δ	2022	%Δ	2023	%Δ
4,981,528	3%	5,118,520	3%	5,259,279	3%	5,403,909	3%	5,552,517	3%
102,750	3%	105,576	3%	108,479	3%	111,462	3%	114,527	3%
195,225	3%	200,594	3%	206,110	3%	211,778	3%	217,602	3%
425,309	3%	437,005	3%	449,023	3%	461,371	3%	474,058	3%
108	3%	111	3%	114	3%	117	3%	120	3%
4,624	3%	4,751	3%	4,882	3%	5,016	3%	5,154	3%
205,500	3%	211,151	3%	216,958	3%	222,924	3%	229,055	3%
20,550	3%	21,115	3%	21,696	3%	22,292	3%	22,905	3%
99,668	3%	102,408	3%	105,225	3%	108,118	3%	111,092	3%
441,660	3%	453,805	3%	466,285	3%	479,108	3%	492,283	3%
219,954	3%	226,003	3%	232,218	3%	238,604	3%	245,165	3%
840,427	0%	840,427	0%	840,427	0%	840,427	0%	840,427	0%
1,082,707	2%	1,107,530	2%	1,132,922	2%	1,158,895	2%	1,185,465	2%
57,560	3%	59,142	3%	60,769	3%	62,440	3%	64,157	3%
375,000	0%	375,000	0%	375,000	0%	375,000	0%	375,000	0%
19,000	0%	19,000	0%	19,000	0%	19,000	0%	19,000	0%
63,000	0%	63,000	0%	63,000	0%	63,000	0%	63,000	0%
5,200	0%	5,200	0%	5,200	0%	5,200	0%	5,200	0%
-	n/a	-	n/a	-	n/a	-	n/a	-	n/a
2,000	0%	2,000	0%	2,000	0%	2,000	0%	2,000	0%
30,750	0%	30,750	0%	30,750	0%	30,750	0%	30,750	0%
2,600	0%	2,600	0%	2,600	0%	2,600	0%	2,600	0%
36,733	3%	37,743	3%	38,781	3%	39,848	3%	40,944	3%
13,500	0%	13,500	0%	13,500	0%	13,500	0%	13,500	0%
1,000	0%	1,000	0%	1,000	0%	1,000	0%	1,000	0%
128,438	3%	131,970	3%	135,599	3%	139,328	3%	143,159	3%
-	n/a	-	n/a	-	n/a	-	n/a	-	n/a
-	n/a	-	n/a	-	n/a	-	n/a	-	n/a
5,651	3%	5,807	3%	5,966	3%	6,130	3%	6,299	3%
-	n/a	-	n/a	-	n/a	-	n/a	-	n/a
3,000	0%	3,000	0%	3,000	0%	3,000	0%	3,000	0%
2,500	0%	2,500	0%	2,500	0%	2,500	0%	2,500	0%
2,500	0%	2,500	0%	2,500	0%	2,500	0%	2,500	0%
79,789	3%	81,984	3%	84,238	3%	86,555	3%	88,935	3%
8,426	3%	8,657	3%	8,895	3%	9,140	3%	9,391	3%
12,741	3%	13,091	3%	13,451	3%	13,821	3%	14,201	3%
9,453	3%	9,713	3%	9,980	3%	10,255	3%	10,537	3%
\$ 9,478,849		\$ 9,697,152		\$ 9,921,345		\$ 10,151,588		\$ 10,388,043	
\$ 212,569	2%	\$ 218,303	2%	\$ 224,193	2%	\$ 230,242	2%	\$ 236,455	2%
	2%		2%		2%		2%		2%
87,338	3%	89,739	3%	92,207	3%	94,743	3%	97,348	3%
146,727	3%	150,762	3%	154,908	3%	159,168	3%	163,545	3%
-	n/a	-	n/a	-	n/a	-	n/a	-	n/a
108,479	3%	111,463	3%	114,528	3%	117,677	3%	120,913	3%
8,220	3%	8,446	3%	8,678	3%	8,917	3%	9,162	3%
232,015	3%	238,395	3%	244,951	3%	251,687	3%	258,608	3%
-	-100%	-	-100%	-	n/a	-	n/a	-	n/a
350,000	0%	350,000	0%	350,000	0%	350,000	0%	350,000	0%
18,186	3%	18,686	3%	19,200	3%	19,728	3%	20,270	3%
\$ 950,964		\$ 967,491		\$ 984,472		\$ 1,001,920		\$ 1,019,847	
\$ 16,084	2%	\$ 16,527	2%	\$ 16,981	2%	\$ 17,448	2%	\$ 17,928	2%
	2%		2%		2%		2%		2%

Radnor Township, PA
General Fund (#01) Budget Worksheet

Account Description	Township Manager Recommended Budget	
	2018	%Δ
EMERGENCY MANAGEMENT		
Salaries - Regular	-	n/a
Salaries - Overtime	-	n/a
Sick Pay Bonus	-	n/a
Medical Exp. Reimbursements	-	n/a
Social Security Taxes	-	n/a
Workers' Compensation	-	n/a
Unemployment	-	n/a
Pension Allocation	-	n/a
Medical Insurance Premiums	-	n/a
Group, Life & Disability Insurance	-	n/a
Operating Supplies	-	n/a
Contractual Services	-	n/a
Legal Services - Special	-	n/a
Minor Equipment	-	n/a
Gas, Oil, Lubricants	-	n/a
Tires, Batteries & Acc.	-	n/a
Repair Parts	-	n/a
Contracted Maint. & Repairs	-	n/a
TOTAL EMERGENCY MANAGEMENT	\$ -	
\$ Δ	\$ -	
% Δ	n/a	
BUILDING & GROUNDS		
Salaries	10,000	-89%
Overtime	-	-100%
Longevity	-	-100%
Sick Pay Bonus	-	-100%
Medical Exp. Reimbursements	-	-100%
Social Security Taxes	765	-93%
Workers' Compensation	438	-96%
Pension Allocation	960	-94%
Medical Insurance Premiums	1,726	-95%
Group, Life & Disability Insurance	91	-93%
Utilities	150,000	7%
Stormwater Fee	20,700	2%
Communications	55,350	94%
Boot Allowance	220	300%
Operating Supplies	13,250	39%
Contractual Services	75,000	4%
Minor Office Equipment	2,600	300%
Maint. & Repair: Township Hall Bldg.	80,000	-14%
TOTAL BUILDING & GROUNDS	\$ 411,100	
\$ Δ	\$ (180,173)	
% Δ	-30%	

FIVE YEAR FORECAST									
2019	%Δ	2020	%Δ	2021	%Δ	2022	%Δ	2023	%Δ
-	n/a	-	n/a	-	n/a	-	n/a	-	n/a
-	n/a	-	n/a	-	n/a	-	n/a	-	n/a
-	n/a	-	n/a	-	n/a	-	n/a	-	n/a
-	n/a	-	n/a	-	n/a	-	n/a	-	n/a
-	n/a	-	n/a	-	n/a	-	n/a	-	n/a
-	n/a	-	n/a	-	n/a	-	n/a	-	n/a
-	n/a	-	n/a	-	n/a	-	n/a	-	n/a
-	n/a	-	n/a	-	n/a	-	n/a	-	n/a
-	n/a	-	n/a	-	n/a	-	n/a	-	n/a
-	n/a	-	n/a	-	n/a	-	n/a	-	n/a
-	n/a	-	n/a	-	n/a	-	n/a	-	n/a
-	n/a	-	n/a	-	n/a	-	n/a	-	n/a
-	n/a	-	n/a	-	n/a	-	n/a	-	n/a
-	n/a	-	n/a	-	n/a	-	n/a	-	n/a
-	n/a	-	n/a	-	n/a	-	n/a	-	n/a
-	n/a	-	n/a	-	n/a	-	n/a	-	n/a
\$ -		\$ -		\$ -		\$ -		\$ -	
\$ -		\$ -		\$ -		\$ -		\$ -	
#DIV/0!		n/a		n/a		n/a		n/a	
10,275	3%	10,558	3%	10,848	3%	11,146	3%	11,453	3%
-	-100%	-	n/a	-	n/a	-	n/a	-	n/a
-	-100%	-	n/a	-	n/a	-	n/a	-	n/a
-	-100%	-	n/a	-	n/a	-	n/a	-	n/a
-	-100%	-	n/a	-	n/a	-	n/a	-	n/a
786	3%	808	3%	830	3%	853	3%	876	3%
450	3%	462	3%	475	3%	488	3%	502	3%
960	0%	960	0%	960	0%	960	0%	960	0%
1,766	2%	1,806	2%	1,847	2%	1,890	2%	1,933	2%
94	3%	96	3%	99	3%	101	3%	104	3%
154,125	3%	158,363	3%	162,718	3%	167,193	3%	171,791	3%
20,700	0%	20,700	0%	20,700	0%	20,700	0%	20,700	0%
55,350	0%	55,350	0%	55,350	0%	55,350	0%	55,350	0%
220	0%	220	0%	220	0%	220	0%	220	0%
13,250	0%	13,250	0%	13,250	0%	13,250	0%	13,250	0%
77,063	3%	79,182	3%	81,359	3%	83,597	3%	85,896	3%
2,600	0%	2,600	0%	2,600	0%	2,600	0%	2,600	0%
82,200	3%	84,461	3%	86,783	3%	89,170	3%	91,622	3%
\$ 419,838		\$ 428,815		\$ 438,040		\$ 447,518		\$ 457,256	
\$ 8,738	2%	\$ 8,978	2%	\$ 9,224	2%	\$ 9,478	2%	\$ 9,738	2%

Radnor Township, PA
General Fund (#01) Budget Worksheet

Account Description	Township Manager Recommended Budget	
	2018	%Δ
SOLID WASTE		
Salaries	1,353,435	2%
Seasonal Wages	63,180	27%
Overtime	1,400	-78%
Longevity	87,813	8%
Sick Pay Bonus	1,663	-23%
Medical Exp. Reimbursements	2,080	84%
Social Security Taxes	115,449	7%
Workers' Compensation	68,656	0%
Pension Allocation	126,483	-32%
Medical Insurance Premiums	406,769	-17%
Group, Life & Disability Insurance	26,385	11%
Uniforms	1,200	-9%
Boot Allowance	3,060	-30%
Postage	-	n/a
Operating Supplies	11,000	0%
Credit Card Fees	1,250	-21%
Disposal Fees	270,000	-7%
Contractual Services	-	-100%
Gas, Oil & Lubricants	64,456	-7%
Tires, Batteries & Accessories	25,000	12%
Repair Parts	30,000	-23%
Contracted Maint. & Repairs	40,000	-40%
TOTAL SOLID WASTE	\$ 2,699,279	
\$ Δ	\$ (156,258)	
% Δ	-5%	
ENGINEERING		
Salaries	275,395	101%
Overtime	8,500	18%
Longevity	8,000	12%
Sick Pay Bonus	-	n/a
Medical Exp. Reimbursements	100	0%
Social Security Taxes	20,542	82%
Workers' Compensation	10,623	12%
Unemployment	-	n/a
Pension Allocation	22,472	n/a
Medical Insurance Premiums	80,380	115%
Group, Life & Disability Insurance	3,434	222%
Communications	720	79%
Boot Allowance	150	-30%
Office Supplies	1,000	-28%
Postage	700	69%
Credit Card Fees	230	-33%
Professional Development	700	59%
Dues & Subscriptions	300	58%
Contractual Services: Retainer	46,125	-40%
Contractual Services: Special Proj.	100,000	-45%
Contractual Services: Reimbursable	307,500	-37%
Contractual Services: Grading Permit Rev	46,000	4%
Minor Office Equipment	2,500	n/a
Gasoline, Oil, Lubricants	1,035	7%
Tires, Batteries & Accessories	1,000	n/a
Repair Parts	500	300%
TOTAL ENGINEERING	\$ 937,906	
\$ Δ	\$ (65,506)	
% Δ	-7%	

FIVE YEAR FORECAST									
2019	%Δ	2020	%Δ	2021	%Δ	2022	%Δ	2023	%Δ
1,390,654	3%	1,428,897	3%	1,468,192	3%	1,508,567	3%	1,550,053	3%
64,917	3%	66,703	3%	68,537	3%	70,422	3%	72,358	3%
1,439	3%	1,478	3%	1,519	3%	1,560	3%	1,603	3%
90,228	3%	92,709	3%	95,259	3%	97,878	3%	100,570	3%
1,709	3%	1,756	3%	1,804	3%	1,854	3%	1,905	3%
2,137	3%	2,196	3%	2,256	3%	2,318	3%	2,382	3%
118,624	3%	121,886	3%	125,238	3%	128,682	3%	132,221	3%
70,544	3%	72,484	3%	74,477	3%	76,525	3%	78,630	3%
126,483	0%	126,483	0%	126,483	0%	126,483	0%	126,483	0%
416,095	2%	425,634	2%	435,393	2%	445,375	2%	455,585	2%
27,111	3%	27,856	3%	28,622	3%	29,409	3%	30,218	3%
1,200	0%	1,200	0%	1,200	0%	1,200	0%	1,200	0%
3,060	0%	3,060	0%	3,060	0%	3,060	0%	3,060	0%
-	n/a	-	n/a	-	n/a	-	n/a	-	n/a
11,000	0%	11,000	0%	11,000	0%	11,000	0%	11,000	0%
1,250	0%	1,250	0%	1,250	0%	1,250	0%	1,250	0%
277,425	3%	285,054	3%	292,893	3%	300,948	3%	309,224	3%
-	n/a	-	n/a	-	n/a	-	n/a	-	n/a
66,229	3%	68,050	3%	69,921	3%	71,844	3%	73,820	3%
25,688	3%	26,394	3%	27,120	3%	27,866	3%	28,632	3%
30,825	3%	31,673	3%	32,544	3%	33,439	3%	34,358	3%
41,100	3%	42,230	3%	43,392	3%	44,585	3%	45,811	3%
\$ 2,767,716		\$ 2,837,993		\$ 2,910,159		\$ 2,984,265		\$ 3,060,363	
\$ 68,437	3%	\$ 70,277	3%	\$ 72,166	3%	\$ 74,106	3%	\$ 76,098	3%
282,968	3%	290,750	3%	298,746	3%	306,961	3%	315,403	3%
8,734	3%	8,974	3%	9,221	3%	9,474	3%	9,735	3%
8,220	3%	8,446	3%	8,678	3%	8,917	3%	9,162	3%
-	-100%	-	n/a	-	n/a	-	n/a	-	n/a
103	3%	106	3%	108	3%	111	3%	115	3%
21,107	3%	21,687	3%	22,284	3%	22,897	3%	23,526	3%
10,915	3%	11,215	3%	11,524	3%	11,841	3%	12,166	3%
-	n/a	-	n/a	-	n/a	-	n/a	-	n/a
22,472	0%	22,472	0%	22,472	0%	22,472	0%	22,472	0%
82,223	2%	84,108	2%	86,036	2%	88,009	2%	90,026	2%
3,528	3%	3,625	3%	3,725	3%	3,828	3%	3,933	3%
720	0%	720	0%	720	0%	720	0%	720	0%
150	0%	150	0%	150	0%	150	0%	150	0%
1,000	0%	1,000	0%	1,000	0%	1,000	0%	1,000	0%
700	0%	700	0%	700	0%	700	0%	700	0%
230	0%	230	0%	230	0%	230	0%	230	0%
700	0%	700	0%	700	0%	700	0%	700	0%
300	0%	300	0%	300	0%	300	0%	300	0%
47,393	3%	48,697	3%	50,036	3%	51,412	3%	52,826	3%
102,750	3%	105,576	3%	108,479	3%	111,462	3%	114,527	3%
315,956	3%	324,645	3%	333,573	3%	342,746	3%	352,172	3%
47,265	3%	48,565	3%	49,900	3%	51,273	3%	52,683	3%
2,569	3%	2,639	3%	2,712	3%	2,787	3%	2,863	3%
1,063	3%	1,093	3%	1,123	3%	1,154	3%	1,185	3%
1,028	3%	1,056	3%	1,085	3%	1,115	3%	1,145	3%
514	3%	528	3%	542	3%	557	3%	573	3%
\$ 962,608		\$ 987,982		\$ 1,014,044		\$ 1,040,814		\$ 1,068,311	
\$ 24,702	3%	\$ 25,373	3%	\$ 26,062	3%	\$ 26,770	3%	\$ 27,497	3%

Radnor Township, PA
General Fund (#01) Budget Worksheet

Account Description	Township Manager Recommended Budget	
	2018	%Δ
PUBLIC WORKS DEPARTMENT		
Salaries	849,194	3%
Overtime	146,500	-4%
Longevity	80,385	12%
Sick Pay Bonus	595	0%
Medical Exp. Reimbursements	1,190	2%
Social Security Taxes	82,431	10%
Workers' Compensation	43,911	-50%
Pension Allocation	89,373	-23%
Medical Insurance Premiums	288,720	-6%
Group, Life & Disability Insurance	14,874	8%
Communications	5,500	9%
Highway: Uniforms	3,000	-5%
Boot Allowance	1,800	-32%
Highway: Office Supplies	500	-57%
Highway: Postage	100	462%
Highway: Operating Supplies	15,000	36%
Highway: Credit Card Fees	-	n/a
Highway: Rentals	-	n/a
Highway: Professional Development	1,700	300%
Highway: Dues & Subscriptions	250	900%
Highway: Contractual Services	5,000	38%
Highway: Contractual Svcs: Matsonford Foot-Bridge	118,800	1088%
Highway: Contractual Svcs: Storm Sewer	-	n/a
Highway: Minor Office Equipment	300	300%
Highway: Maint. & Repairs: Mach. & Equip	15,000	-25%
Highway: Maint. & Repairs: Comm. Equip	1,000	300%
Highway: Gas, Oil & Lubricants	51,765	27%
Highway: Tires, Batteries & Accessories	10,500	47%
Highway: Repair Parts	34,500	66%
Highway: Contracted Maint. & Repairs	6,000	-56%
Highway: MIER-Machinery & Equip.	-	n/a
Street Cleaning: Contractual Services	3,500	n/a
Snow & Ice: Operating Supplies	200,000	-24%
Snow & Ice: Contractual Services	5,000	2455%
Snow & Ice: Maint. & Repair	4,500	-29%
Traffic Signal: Lighting	12,300	34%
Traffic Signal: Operating Supplies	18,500	19%
Traffic Signal: Maint. & Repair	51,250	-50%
Street Lighting	180,000	4%
Street Lighting: Maint. & Repairs	102,500	-3%
Curb & Sidewalks: Operating Supplies	4,100	78%
Drainage: Operating Supplies	3,793	-6%
Road Maintenance: Operating Supplies	12,300	48%
Road Maintenance: Rentals	-	n/a
Road Maintenance: Contractual Services	5,023	300%
County Aid: Liquid Fuels	36,720	195%
TOTAL PUBLIC WORKS	\$ 2,507,374	
\$ Δ	\$ 12,671	
% Δ	1%	

FIVE YEAR FORECAST									
2019	%Δ	2020	%Δ	2021	%Δ	2022	%Δ	2023	%Δ
872,547	3%	896,542	3%	921,197	3%	946,530	3%	972,559	3%
150,529	3%	154,668	3%	158,922	3%	163,292	3%	167,783	3%
82,596	3%	84,867	3%	87,201	3%	89,599	3%	92,063	3%
611	3%	628	3%	645	3%	663	3%	681	3%
1,223	3%	1,256	3%	1,291	3%	1,326	3%	1,363	3%
84,698	3%	87,027	3%	89,420	3%	91,879	3%	94,406	3%
45,119	3%	46,359	3%	47,634	3%	48,944	3%	50,290	3%
89,373	0%	89,373	0%	89,373	0%	89,373	0%	89,373	0%
295,339	2%	302,110	2%	309,037	2%	316,122	2%	323,369	2%
15,283	3%	15,703	3%	16,135	3%	16,579	3%	17,035	3%
5,500	0%	5,500	0%	5,500	0%	5,500	0%	5,500	0%
3,000	0%	3,000	0%	3,000	0%	3,000	0%	3,000	0%
1,800	0%	1,800	0%	1,800	0%	1,800	0%	1,800	0%
500	0%	500	0%	500	0%	500	0%	500	0%
100	0%	100	0%	100	0%	100	0%	100	0%
15,000	0%	15,000	0%	15,000	0%	15,000	0%	15,000	0%
-	n/a	-	n/a	-	n/a	-	n/a	-	n/a
-	n/a	-	n/a	-	n/a	-	n/a	-	n/a
1,700	0%	1,700	0%	1,700	0%	1,700	0%	1,700	0%
250	0%	250	0%	250	0%	250	0%	250	0%
5,138	3%	5,279	3%	5,424	3%	5,573	3%	5,726	3%
40,000	-66%	-	-100%	-	n/a	-	n/a	-	n/a
-	n/a	-	n/a	-	n/a	-	n/a	-	n/a
308	3%	317	3%	325	3%	334	3%	344	3%
15,413	3%	15,836	3%	16,272	3%	16,719	3%	17,179	3%
1,028	3%	1,056	3%	1,085	3%	1,115	3%	1,145	3%
53,189	3%	54,651	3%	56,154	3%	57,698	3%	59,285	3%
10,789	3%	11,085	3%	11,390	3%	11,704	3%	12,025	3%
35,449	3%	36,424	3%	37,425	3%	38,454	3%	39,512	3%
6,165	3%	6,335	3%	6,509	3%	6,688	3%	6,872	3%
-	n/a	-	n/a	-	n/a	-	n/a	-	n/a
3,596	3%	3,695	3%	3,797	3%	3,901	3%	4,008	3%
205,500	3%	211,151	3%	216,958	3%	222,924	3%	229,055	3%
5,138	3%	5,279	3%	5,424	3%	5,573	3%	5,726	3%
4,624	3%	4,751	3%	4,882	3%	5,016	3%	5,154	3%
12,638	3%	12,986	3%	13,343	3%	13,710	3%	14,087	3%
19,009	3%	19,531	3%	20,069	3%	20,620	3%	21,188	3%
52,659	3%	54,108	3%	55,595	3%	57,124	3%	58,695	3%
184,950	3%	190,036	3%	195,262	3%	200,632	3%	206,149	3%
105,319	3%	108,215	3%	111,191	3%	114,249	3%	117,391	3%
4,213	3%	4,329	3%	4,448	3%	4,570	3%	4,696	3%
3,897	3%	4,004	3%	4,115	3%	4,228	3%	4,344	3%
12,638	3%	12,986	3%	13,343	3%	13,710	3%	14,087	3%
-	n/a	-	n/a	-	n/a	-	n/a	-	n/a
5,161	3%	5,303	3%	5,449	3%	5,599	3%	5,753	3%
37,730	3%	38,767	3%	39,833	3%	40,929	3%	42,054	3%
\$ 2,489,716		\$ 2,512,508		\$ 2,576,997		\$ 2,643,227		\$ 2,711,247	
\$ (17,658)		\$ 22,793		\$ 64,489		\$ 66,230		\$ 68,019	
-1%		1%		3%		3%		3%	

Radnor Township, PA
General Fund (#01) Budget Worksheet

Account Description	Township Manager Recommended Budget	
	2018	%Δ
MECHANICS		
Salaries	225,459	-1%
Overtime	700	75%
Longevity	7,650	-27%
Sick Pay Bonus	105	-77%
Medical Exp. Reimbursements	300	50%
Social Security Taxes	17,917	1%
Workers' Compensation	10,237	-2%
Pension Allocation	16,232	n/a
Medical Insurance Premiums	42,619	-4%
Group, Life & Disability Insurance	2,970	14%
Communications	500	-1%
Uniforms	6,000	-16%
Boot Allowance	450	-27%
Operating Supplies	11,500	-6%
Gas, Oil, Lubricants	2,456	-18%
TOTAL MECHANICS	\$ 345,095	
\$ Δ	\$ 8,529	
% Δ	3%	
RECREATIONAL PROGRAMMING A		
Salaries	213,763	28%
Part-Time Wages	25,433	155%
Overtime	-	n/a
Sick Pay Bonus	-	-100%
Medical Exp. Reimbursements	-	-100%
Social Security Taxes	18,298	16%
Workers' Compensation	10,485	18%
Pension Allocation	10,094	n/a
Medical Insurance Premiums	45,261	-13%
Group, Life & Disability Insurance	2,274	25%
Office Supplies	2,500	-49%
Postage	1,000	7%
Professional Development	1,000	-5%
Dues & Subscriptions	500	0%
Minor Equipment	40	300%
Gas, Oil & Lubricants	104	56%
Tires, Batteries & Accessories	125	-30%
Repair Parts	400	n/a
Contracted Maint. & Repairs	-	n/a
TOTAL RECREATIONAL PROGRAM	\$ 331,277	
\$ Δ	\$ 67,203	
% Δ	25%	

FIVE YEAR FORECAST									
2019	%Δ	2020	%Δ	2021	%Δ	2022	%Δ	2023	%Δ
231,659	3%	238,030	3%	244,576	3%	251,301	3%	258,212	3%
719	3%	739	3%	759	3%	780	3%	802	3%
7,860	3%	8,077	3%	8,299	3%	8,527	3%	8,761	3%
108	3%	111	3%	114	3%	117	3%	120	3%
308	3%	317	3%	325	3%	334	3%	344	3%
18,410	3%	18,916	3%	19,436	3%	19,971	3%	20,520	3%
10,519	3%	10,808	3%	11,105	3%	11,410	3%	11,724	3%
16,232	0%	16,232	0%	16,232	0%	16,232	0%	16,232	0%
43,596	2%	44,596	2%	45,618	2%	46,664	2%	47,734	2%
3,052	3%	3,136	3%	3,222	3%	3,310	3%	3,401	3%
500	0%	500	0%	500	0%	500	0%	500	0%
6,000	0%	6,000	0%	6,000	0%	6,000	0%	6,000	0%
450	0%	450	0%	450	0%	450	0%	450	0%
11,500	0%	11,500	0%	11,500	0%	11,500	0%	11,500	0%
2,524	3%	2,593	3%	2,664	3%	2,738	3%	2,813	3%
\$ 353,436		\$ 362,003		\$ 370,800		\$ 379,835		\$ 389,113	
\$ 8,341		\$ 8,566		\$ 8,797		\$ 9,035		\$ 9,278	
2%		2%		2%		2%		2%	
219,641	3%	225,682	3%	231,888	3%	238,265	3%	244,817	3%
26,132	3%	26,851	3%	27,589	3%	28,348	3%	29,128	3%
-	n/a	-	n/a	-	n/a	-	n/a	-	n/a
-	n/a	-	n/a	-	n/a	-	n/a	-	n/a
-	n/a	-	n/a	-	n/a	-	n/a	-	n/a
18,801	3%	19,318	3%	19,849	3%	20,395	3%	20,956	3%
10,773	3%	11,070	3%	11,374	3%	11,687	3%	12,008	3%
10,094	0%	10,094	0%	10,094	0%	10,094	0%	10,094	0%
46,299	2%	47,360	2%	48,446	2%	49,557	2%	50,693	2%
2,337	3%	2,401	3%	2,467	3%	2,535	3%	2,604	3%
2,500	0%	2,500	0%	2,500	0%	2,500	0%	2,500	0%
1,000	0%	1,000	0%	1,000	0%	1,000	0%	1,000	0%
1,000	0%	1,000	0%	1,000	0%	1,000	0%	1,000	0%
500	0%	500	0%	500	0%	500	0%	500	0%
41	3%	42	3%	43	3%	45	3%	46	3%
107	3%	110	3%	113	3%	116	3%	119	3%
128	3%	132	3%	136	3%	139	3%	143	3%
411	3%	422	3%	434	3%	446	3%	458	3%
-	n/a	-	n/a	-	n/a	-	n/a	-	n/a
\$ 339,765		\$ 348,482		\$ 357,433		\$ 366,626		\$ 376,067	
\$ 8,488		\$ 8,717		\$ 8,952		\$ 9,193		\$ 9,440	
3%		3%		3%		3%		3%	

Radnor Township, PA
General Fund (#01) Budget Worksheet

Account Description	Township Manager Recommended Budget	
	2018	%Δ
PARKS MAINTENANCE		
Salaries	965,033	7%
Seasonal Wages	-	n/a
Overtime	6,400	-69%
Longevity	53,068	11%
Sick Pay Bonus	1,453	n/a
Medical Exp. Reimbursements	1,370	80%
Social Security Taxes	78,563	13%
Workers' Compensation	48,159	6%
Pension Allocation	91,792	n/a
Medical Insurance Premiums	297,667	19%
Group, Life & Disability Insurance	16,905	23%
Utilities	47,300	11%
Communications	1,800	-14%
Uniforms	1,700	-1%
Boot Allowance	2,055	-25%
Operating Supplies	64,750	-15%
Professional Development	1,000	n/a
Dues & Subscriptions	60	71%
Contractual Services	7,250	-62%
Minor Equipment	2,500	-35%
Maint. & Repairs: Bldgs & Fixtures	12,375	185%
Maint. & Repairs: Mach. & Equip.	16,400	-17%
Gas, Oil & Lubricants	29,200	19%
Tires, Batteries & Accessories	4,950	-48%
Repair Parts	12,850	68%
Contracted Maint. & Repairs	9,900	504%
Mier-Machinery & Equipment	-	n/a
TOTAL PARKS MAINTENANCE	\$ 1,774,500	
\$ Δ	\$ 210,572	
% Δ	13%	
SHADE TREES		
Operating Supplies	-	n/a
Trees: Chanticleer Tree Program	-	n/a
Contractual Services	150,000	-23%
TOTAL SHADE TREES	\$ 150,000	
\$ Δ	\$ (45,244)	
% Δ	-23%	
RECREATION PROGRAMS		
Salaries: Part-Time	115,000	18%
Social Security Taxes	8,798	21%
Workers' Compensation	5,041	54%
Recreation Supplies	34,500	-31%
Credit Card Fees	5,000	-23%
Rentals	85,000	158%
Contractual Services	85,000	16%
TOTAL RECREATION PROGRAMS	\$ 338,339	
\$ Δ	\$ 67,079	
% Δ	25%	

FIVE YEAR FORECAST									
2019	%Δ	2020	%Δ	2021	%Δ	2022	%Δ	2023	%Δ
991,571	3%	1,018,840	3%	1,046,858	3%	1,075,646	3%	1,105,227	3%
-	n/a	-	n/a	-	n/a	-	n/a	-	n/a
6,576	3%	6,757	3%	6,943	3%	7,134	3%	7,330	3%
54,527	3%	56,027	3%	57,568	3%	59,151	3%	60,777	3%
1,493	3%	1,534	3%	1,576	3%	1,620	3%	1,664	3%
1,408	3%	1,446	3%	1,486	3%	1,527	3%	1,569	3%
80,723	3%	82,943	3%	85,224	3%	87,568	3%	89,976	3%
49,483	3%	50,844	3%	52,242	3%	53,679	3%	55,155	3%
91,792	0%	91,792	0%	91,792	0%	91,792	0%	91,792	0%
304,491	2%	311,472	2%	318,613	2%	325,918	2%	333,390	2%
17,370	3%	17,848	3%	18,338	3%	18,843	3%	19,361	3%
48,601	3%	49,937	3%	51,311	3%	52,722	3%	54,171	3%
1,800	0%	1,800	0%	1,800	0%	1,800	0%	1,800	0%
1,700	0%	1,700	0%	1,700	0%	1,700	0%	1,700	0%
2,055	0%	2,055	0%	2,055	0%	2,055	0%	2,055	0%
66,531	3%	68,360	3%	70,240	3%	72,172	3%	74,156	3%
1,000	0%	1,000	0%	1,000	0%	1,000	0%	1,000	0%
60	0%	60	0%	60	0%	60	0%	60	0%
7,449	3%	7,654	3%	7,865	3%	8,081	3%	8,303	3%
2,569	3%	2,639	3%	2,712	3%	2,787	3%	2,863	3%
12,715	3%	13,065	3%	13,424	3%	13,793	3%	14,173	3%
16,851	3%	17,314	3%	17,791	3%	18,280	3%	18,782	3%
30,003	3%	30,828	3%	31,676	3%	32,547	3%	33,442	3%
5,086	3%	5,226	3%	5,370	3%	5,517	3%	5,669	3%
13,203	3%	13,566	3%	13,940	3%	14,323	3%	14,717	3%
10,172	3%	10,452	3%	10,739	3%	11,035	3%	11,338	3%
-	n/a	-	n/a	-	n/a	-	n/a	-	n/a
\$ 1,819,231		\$ 1,865,161		\$ 1,912,322		\$ 1,960,748		\$ 2,010,472	
\$ 44,731		\$ 45,930		\$ 47,161		\$ 48,425		\$ 49,724	
3%		3%		3%		3%		3%	
-	n/a	-	n/a	-	n/a	-	n/a	-	n/a
-	n/a	-	n/a	-	n/a	-	n/a	-	n/a
154,125	3%	158,363	3%	162,718	3%	167,193	3%	171,791	3%
\$ 154,125		\$ 158,363		\$ 162,718		\$ 167,193		\$ 171,791	
\$ 4,125		\$ 4,238		\$ 4,355		\$ 4,475		\$ 4,598	
3%		3%		3%		3%		3%	
118,163	3%	121,412	3%	124,751	3%	128,181	3%	131,706	3%
9,040	3%	9,289	3%	9,544	3%	9,806	3%	10,076	3%
5,180	3%	5,322	3%	5,468	3%	5,619	3%	5,773	3%
34,500	0%	34,500	0%	34,500	0%	34,500	0%	34,500	0%
5,000	0%	5,000	0%	5,000	0%	5,000	0%	5,000	0%
85,000	0%	85,000	0%	85,000	0%	85,000	0%	85,000	0%
85,000	0%	85,000	0%	85,000	0%	85,000	0%	85,000	0%
\$ 341,882		\$ 345,523		\$ 349,263		\$ 353,107		\$ 357,056	
\$ 3,543		\$ 3,641		\$ 3,741		\$ 3,843		\$ 3,949	
1%		1%		1%		1%		1%	

Radnor Township, PA
General Fund (#01) Budget Worksheet

Account Description	Township Manager Recommended Budget	
	2018	%Δ
SULPIZIO GYM		
Salaries: Part-Time / Programming	-	-100%
Overtime	15,000	-34%
Social Security Taxes	1,148	-34%
Utilities	17,000	-9%
Communications	2,200	25%
Office Supplies	-	n/a
Operating Supplies	4,500	-11%
Credit Card Fees	750	249%
Contractual Services	10,000	28%
Maint. & Repair: Bldgs & Fixtures	5,550	-76%
Maint. & Repair: Mach & Equip.	3,000	n/a
TOTAL SULPIZIO GYM	\$ 59,806	
\$ Δ	\$ (22,194)	
% Δ	-27%	
LIBRARY		
Professional Services	-	n/a
Contributions	929,600	6%
Maint. & Repair: Buildings & Fixtures	5,000	-76%
TOTAL LIBRARY	\$ 934,600	
\$ Δ	\$ 32,887	
% Δ	4%	
COMMUNITY ORGANIZATION CON		
Radnor Studio 21 (PEG Pass-through)	56,059	0.00%
Wayne Art Center	17,000	3.19%
Surrey Services	50,000	1.94%
Wayne Senior Services	127,000	2.75%
Parades	8,000	0.00%
Radnor Historical Society	15,000	0.00%
Other	-	n/a
WBA-Parking Rev Share	14,000	n/a
WPC-Parking Rev Share	40,000	-14.26%
TOTAL COMMUNITY ORGANIZATIO	\$ 327,059	
\$ Δ	\$ 12,222	
% Δ	4%	
RETIREE AND LIABILITY INSURANC		
Liability, Auto, Prop, Etc Insurance	365,400	2%
Unemployment	10,000	5%
Group Life & Disability	-	n/a
Health Benefits: Retirees	1,617,659	-7%
Retiree Pension: Amort of UAAL	2,673,121	5%
TOTAL RETIREE AND LIABILITY IN	\$ 4,666,180	
\$ Δ	\$ 14,242	
% Δ	0%	

FIVE YEAR FORECAST									
2019	%Δ	2020	%Δ	2021	%Δ	2022	%Δ	2023	%Δ
-	n/a	-	n/a	-	n/a	-	n/a	-	n/a
15,413	3%	15,836	3%	16,272	3%	16,719	3%	17,179	3%
1,180	3%	1,212	3%	1,245	3%	1,280	3%	1,315	3%
17,468	3%	17,948	3%	18,441	3%	18,949	3%	19,470	3%
2,200	0%	2,200	0%	2,200	0%	2,200	0%	2,200	0%
-	n/a	-	n/a	-	n/a	-	n/a	-	n/a
4,500	0%	4,500	0%	4,500	0%	4,500	0%	4,500	0%
750	0%	750	0%	750	0%	750	0%	750	0%
10,275	3%	10,558	3%	10,848	3%	11,146	3%	11,453	3%
5,703	3%	5,859	3%	6,021	3%	6,186	3%	6,356	3%
3,083	3%	3,167	3%	3,254	3%	3,344	3%	3,436	3%
\$ 61,246		\$ 62,725		\$ 64,245		\$ 65,807		\$ 67,412	
\$ 1,440		\$ 1,479		\$ 1,520		\$ 1,562		\$ 1,605	
2%		2%		2%		2%		2%	
-	n/a	-	n/a	-	n/a	-	n/a	-	n/a
955,164	3%	981,431	3%	1,008,420	3%	1,036,152	3%	1,064,646	3%
5,000	0%	5,000	0%	5,000	0%	5,000	0%	5,000	0%
\$ 960,164		\$ 986,431		\$ 1,013,420		\$ 1,041,152		\$ 1,069,646	
\$ 25,564		\$ 26,267		\$ 26,989		\$ 27,732		\$ 28,494	
3%		3%		3%		3%		3%	
56,011	3%	59,185	3%	60,812	3%	62,485	3%	64,203	3%
17,468	3%	17,948	3%	18,441	3%	18,949	3%	19,470	3%
51,375	3%	52,788	3%	54,239	3%	55,731	3%	57,264	3%
130,493	3%	134,081	3%	137,768	3%	141,557	3%	145,450	3%
8,220	3%	8,446	3%	8,678	3%	8,917	3%	9,162	3%
15,413	3%	15,836	3%	16,272	3%	16,719	3%	17,179	3%
-	n/a	-	n/a	-	n/a	-	n/a	-	n/a
14,385	3%	14,781	3%	15,187	3%	15,605	3%	16,034	3%
41,100	3%	42,230	3%	43,392	3%	44,585	3%	45,811	3%
\$ 336,053		\$ 345,295		\$ 354,790		\$ 364,547		\$ 374,572	
\$ 8,994		\$ 9,241		\$ 9,496		\$ 9,757		\$ 10,025	
3%		3%		3%		3%		3%	
375,449	3%	385,773	3%	396,382	3%	407,283	3%	418,483	3%
10,275	3%	10,558	3%	10,848	3%	11,146	3%	11,453	3%
-	n/a	-	n/a	-	n/a	-	n/a	-	n/a
1,654,746	2%	1,692,684	2%	1,731,491	2%	1,771,188	2%	1,811,795	2%
2,673,121	0%	2,673,121	0%	2,673,121	0%	2,673,121	0%	2,673,121	0%
\$ 4,713,591		\$ 4,762,135		\$ 4,811,842		\$ 4,862,737		\$ 4,914,851	
\$ 47,411		\$ 48,545		\$ 49,706		\$ 50,896		\$ 52,114	
1%		1%		1%		1%		1%	

Radnor Township, PA
General Fund (#01) Budget Worksheet

Account Description	Township Manager Recommended Budget	
	2018	%Δ
DEBT SERVICE		
Service Charges	-	-100%
DEBT SERVICE	\$ -	
\$ Δ	\$(3,179)	
% Δ	-100%	
TRANSFER TO OTHER FUNDS		
Capital Improvement	-	n/a
Capital Improvement (Prog. Funding)	1,573,917	-45%
Capital Improvement (Excess FB)	-	n/a
OPEB Liability	1,059,209	23%
Park & Open Space Fund	-	n/a
Willows	-	-100%
Shade Tree Fund	25,000	0%
K9 Fund	-	-100%
Debt Service	3,090,520	3%
TRANSFER TO OTHER FUNDS	\$ 5,748,646	
\$ Δ	\$(1,043,270)	
% Δ	-15%	
GRAND TOTAL GENERAL FUND	\$ 34,877,151	
\$ Δ	\$(741,496)	
% Δ	-2%	

	2018
FUND BALANCE	
Beginning Fund Balance, January 1	\$ 10,559,444
Revenues	35,376,304
Expenditures	34,877,151
Accrual Adjustments	-
ENDING FUND BALANCE	\$ 11,058,598
Increase / (Decrease) In Fund Balance	\$ 499,154
Increase / (Decrease) In Fund Balance (net of Transfer)	\$ 6,218,319

FIVE YEAR FORECAST									
2019	%Δ	2020	%Δ	2021	%Δ	2022	%Δ	2023	%Δ
-	n/a	-	n/a	-	n/a	-	n/a	-	n/a
\$ -		\$ -		\$ -		\$ -		\$ -	
\$ -		\$ -		\$ -		\$ -		\$ -	
#DIV/0!		n/a		n/a		n/a		n/a	
-	n/a	-	n/a	-	n/a	-	n/a	-	n/a
1,473,083	-6%	1,381,966	-6%	1,807,236	31%	1,271,836	-30%	1,073,836	-16%
-	n/a	-	n/a	-	n/a	-	n/a	-	n/a
1,259,209	19%	1,459,209		1,659,209		1,859,209		2,059,209	
-	n/a	-	n/a	-	n/a	-	n/a	-	n/a
-	n/a	-	n/a	-	n/a	-	n/a	-	n/a
25,000	0%	25,000	0%	25,000	0%	25,000	0%	25,000	0%
-	-100%	-	n/a	-	n/a	-	n/a	-	n/a
3,014,992	-2%	2,557,809	-15%	2,558,960	0%	2,555,150	0%	2,560,684	0%
\$ 5,772,283		\$ 5,423,984		\$ 6,050,405		\$ 5,711,195		\$ 5,718,729	
\$ 23,638		\$ (348,300)		\$ 626,421		\$ (339,210)		\$ 7,534	
0%		-6%		12%		-6%		0%	
\$ 35,290,226		\$ 35,526,255		\$ 36,798,803		\$ 37,117,970		\$ 37,806,596	
\$ 413,075	1%	\$ 236,029	1%	\$ 1,272,548	4%	\$ 319,167	1%	\$ 688,626	2%

	2019	2020	2021	2022	2023
FUND BALANCE					
Beginning Fund Balance, January 1	\$ 11,058,598	\$ 11,601,901	\$ 12,455,196	\$ 12,595,379	\$ 12,989,645
Revenues	35,833,529	36,379,550	36,938,986	37,512,236	38,099,664
Expenditures	35,290,226	35,526,255	36,798,803	37,117,970	37,806,596
Accrual Adjustments	-	-	-	-	-
ENDING FUND BALANCE	\$ 11,601,901	\$ 12,455,196	\$ 12,595,379	\$ 12,989,645	\$ 13,282,713
Increase / (Decrease) In Fund Balance	\$ 543,303	\$ 853,295	\$ 140,183	\$ 394,266	\$ 293,068
Increase / (Decrease) In Fund Balance (net of Transfer)	\$ 6,286,106	\$ 6,247,799	\$ 6,161,107	\$ 6,075,981	\$ 5,982,316

Radnor Township, PA
2018 Township Manager Recommended Budget

Departmental Budget Narratives

2018 Fund Budget Worksheets

Five Year Capital and Infrastructure Plan

Radnor Township, PA
2018 Township Manager Recommended Budget

General Fund #01

Radnor Township, PA
2018 Township Manager Recommended Budget

General Fund #01 | Administration Department

**Radnor Township, PA
Administration Department
2018 Operating Budget Narrative**



Department Summary:

The Administration Department consists of the Township Manager and Executive Assistant to the Township Manager. The Township Manager is the Chief Administrative Officer of the Township. The Manager’s office coordinates the overall operations and functions of the entire Township. Administrative resources are provided to other departments when requested. The Manager is responsible to the Board of Commissioners for the execution of all policies established by it and for the administrative affairs of the Township placed in the Manager’s charge.

Service / Program Descriptions:

Name	Description
Board of Commissioners Support	Staff works to prepare the agenda packets and other materials as needed by the Board. All subcommittee meetings are coordinated within the department. Research and documentation is provided to the Commissioners on various topics
Legal Support	The Township Solicitor works closely with the Manager, staff and Board to provide necessary legal advice and recommendation on various matters. Labor Counsel assists the department in contract negotiations, specialized personnel issues and other matters.

Line Item Descriptions:

Line Item	Description
Office Supplies	Items that are needed during the year such as paper, binders, clips, etc.
Postage	All postage for the Township mailings are reported on this line.
Advertising and Printing	All legal advertisement costs; Any special mailings that require printing services.
Professional Development	Training, conferences, and other needs to support and enhance staff education.
Dues & Subscriptions	Membership fees for ICMA.
Legal Services – General	Township Solicitor fees for legal services provided to the Township for the calendar year.
Legal Services – Special	Labor counsel services on various matters and continued costs related to the former Township Manager investigation as well as any special legal services on an as needed basis.
Minor Office Equipment	Replacement parts or small office equipment replacement parts.

Radnor Township, PA
2018 Township Manager Recommended Budget

General Fund #01 | Finance Department

**Radnor Township, PA
Finance Department
2018 Operating Budget Narrative**



Department Summary:

The Finance Department is responsible for the accounting of, reporting of and daily management of all the financial affairs of the Township. These responsibilities include accounting for the Township’s assets, liabilities and net position as well as managing revenues, expenditures, the treasury of the Township. Finance’s responsibilities also include compliance with the regulations set forth in our Home Rule Charter with regard to independent audits, internal controls, tax collection, budgeting and spending compliance. Finance also manages the Township’s liability insurance, grant accounting, bid/contract program. Further, Finance oversees the Human Resource function for all active and retired employees.

Service / Program Descriptions:

Name	Description
Accounting	The Finance Department is required to maintain accurate and comprehensive accounting for all the Financial activity of the Township for all Township Departments.
Financial Reporting	The Finance Department serves as the sole resource for all the financial reporting requirements of the Township. Annually, the Department prepares and submits an annual report in compliance with GAAP.
Budgeting	The Finance Department oversees the annual budget process. Additionally, in conjunction with the other accounting related function of the department, the Finance Department is responsible for monitoring the annual budget for compliance.
Human Resources	The Township has one full-time HR Coordinator along in addition to oversight from the Assistant Finance Director. Human Resources is responsible for all of the benefit management for all active and retired personnel, as well as assisting departments with any personnel matters. Further, HR oversees the processing of the Township’s bi-weekly payroll for active employees and monthly benefit payrolls for retirees.
Payroll	The Finance Department processes the Township’s bi-weekly payroll for all the active employees as well as the monthly payroll for the retirees (participating in the Township’s civilian or police pension plans).
Accounts Payable	The Finance Department processes all of the accounts payable transactions generated through the daily activities of all Township departments.
Debt Service Requirements	The Finance Department maintains all of the Township’s debt service responsibilities including payment, record keeping, assessments, future planning and required continuing disclosure.

Radnor Township, PA
Finance Department
2018 Operating Budget Narrative



Name	Description
Revenue Collection	The Finance Department oversees the billing and collection of the Real Estate Taxes (as directed by the Treasurer), Sewer Rent billing and parking permits as stipulated by the various agreements that exists.
Audit Compliance	As required by State Law, the Finance Department works with our independent auditors in the completion of an annual financial audit.
Insurance Management	The Finance Department is responsible for procuring the necessary insurance policies as they related to general liability, building, vehicle, employee practice, pension management, workers compensation and other insurance related items. In addition to purchasing the insurance, Finance oversees claim management with the various departments.
Grant Management	The Finance Department manages all of the grant activity that the Township is involved in. Specifically, we work with the various departments and/or civic organizations in coordinating grant requirements, reporting requirements, and accounting requirements.

Line Item Descriptions:

Line Item	Description												
Professional Development	This accounts for the membership costs for the various organizations such as ICMA, GFOA, AICPA along with any required continuing education requirements.												
Dues & Subscriptions	This will account for various publication subscriptions such as governing periodicals and relevant journals												
Contractual Services	<p>This will account for the Township’s Act 511 software, financial accounting software, ADP processing (Retiree Payroll), grant software, and other items.</p> <table data-bbox="690 1577 1474 1785"> <thead> <tr> <th data-bbox="690 1577 1339 1612"><u>Vendor</u></th> <th data-bbox="1339 1577 1474 1612"><u>Estimate</u></th> </tr> </thead> <tbody> <tr> <td data-bbox="690 1612 1339 1648">Act 511 Software License (last year before ERP)</td> <td data-bbox="1339 1612 1474 1648">\$28,500</td> </tr> <tr> <td data-bbox="690 1648 1339 1684">ECivis, Inc Grant Software License</td> <td data-bbox="1339 1648 1474 1684">7,380</td> </tr> <tr> <td data-bbox="690 1684 1339 1719">ADP Retiree Payroll Processing</td> <td data-bbox="1339 1684 1474 1719">3,000</td> </tr> <tr> <td data-bbox="690 1719 1339 1755">CAFR Printing / Publishing</td> <td data-bbox="1339 1719 1474 1755">1,000</td> </tr> <tr> <td data-bbox="690 1755 1339 1785">Miscellaneous</td> <td data-bbox="1339 1755 1474 1785">120</td> </tr> </tbody> </table>	<u>Vendor</u>	<u>Estimate</u>	Act 511 Software License (last year before ERP)	\$28,500	ECivis, Inc Grant Software License	7,380	ADP Retiree Payroll Processing	3,000	CAFR Printing / Publishing	1,000	Miscellaneous	120
<u>Vendor</u>	<u>Estimate</u>												
Act 511 Software License (last year before ERP)	\$28,500												
ECivis, Inc Grant Software License	7,380												
ADP Retiree Payroll Processing	3,000												
CAFR Printing / Publishing	1,000												
Miscellaneous	120												

**Radnor Township, PA
Finance Department
2018 Operating Budget Narrative**



Professional Services	<p>This will account for the following items scheduled for 2014:</p> <table border="0"> <thead> <tr> <th style="text-align: left;"><u>Vendor</u></th> <th style="text-align: right;"><u>Estimate</u></th> </tr> </thead> <tbody> <tr> <td>Independent Audit (CPA Firm ZA, LLC)</td> <td style="text-align: right;">\$30,000</td> </tr> <tr> <td>DCED Filing Requirement Fee</td> <td style="text-align: right;">650</td> </tr> <tr> <td>GFOA Filing / Application Fee</td> <td style="text-align: right;">500</td> </tr> <tr> <td>Mockenhaupt Benefits Group (Actuary)</td> <td style="text-align: right;">3,000</td> </tr> <tr> <td>Cozen O'Connor (Bond Counsel)</td> <td style="text-align: right;">3,000</td> </tr> </tbody> </table>	<u>Vendor</u>	<u>Estimate</u>	Independent Audit (CPA Firm ZA, LLC)	\$30,000	DCED Filing Requirement Fee	650	GFOA Filing / Application Fee	500	Mockenhaupt Benefits Group (Actuary)	3,000	Cozen O'Connor (Bond Counsel)	3,000
<u>Vendor</u>	<u>Estimate</u>												
Independent Audit (CPA Firm ZA, LLC)	\$30,000												
DCED Filing Requirement Fee	650												
GFOA Filing / Application Fee	500												
Mockenhaupt Benefits Group (Actuary)	3,000												
Cozen O'Connor (Bond Counsel)	3,000												
Act 511 Legal / Audit Services	<p>This accounts for the Township's related costs for legal / audit services relating to our administration of the Act 511 taxes.</p> <table border="0"> <thead> <tr> <th style="text-align: left;"><u>Vendor</u></th> <th style="text-align: right;"><u>Estimate</u></th> </tr> </thead> <tbody> <tr> <td>Brown & Silbergeld, PC (Legal Services @ \$265/hr)</td> <td style="text-align: right;">\$50,000</td> </tr> <tr> <td>Veritax (Auditing Services @ \$165/hr + incentive)</td> <td style="text-align: right;">90,000</td> </tr> <tr> <td>MuniServices Inc (Discovery Services)</td> <td style="text-align: right;">30,000</td> </tr> </tbody> </table>	<u>Vendor</u>	<u>Estimate</u>	Brown & Silbergeld, PC (Legal Services @ \$265/hr)	\$50,000	Veritax (Auditing Services @ \$165/hr + incentive)	90,000	MuniServices Inc (Discovery Services)	30,000				
<u>Vendor</u>	<u>Estimate</u>												
Brown & Silbergeld, PC (Legal Services @ \$265/hr)	\$50,000												
Veritax (Auditing Services @ \$165/hr + incentive)	90,000												
MuniServices Inc (Discovery Services)	30,000												
Minor Office Equipment	<p>This accounts for the various small items that are needed by the department such as calculators, staplers, keyboards, monitors, etc.</p>												

Radnor Township, PA
2018 Township Manager Recommended Budget

General Fund #01 | Elected Treasurer

**Radnor Township, PA
Treasurer [Elected] Department
2018 Operating Budget Narrative**



Department Summary:

Office of the Treasurer and Township Real Estate Tax Collector

Service / Program Descriptions:

Name	Description
Office of the Treasurer	Primary responsibility is the collection of Real Estate Taxes. Receive all Township taxes, revenues, fines and fees- keep records of receipts. Disburse funds, surcharge any shortages or actions that cause a financial loss to the Township. Maintain communication with the BOC. The foregoing is assisted by one Township employee working in the Finance Department.

Line Item Descriptions:

Line Item	Description
Office Supplies	Obtain tax bills from County, supply envelopes to County
Postage	Mailing of tax bills, certifications to Title Companies
Dues & Subscriptions	State and County Tax Collector Assoc. and education requirement credits (6 Hours)
Bond Premium	Surety Bond equal to half of total Real Estate Tax bills
Contractual Services	Cost associated with Pentamation Computer services (as they relate to the Real Estate tax module)
Minor Office Equipment	Computer, printer and one regular office

Radnor Township, PA
2018 Township Manager Recommended Budget

General Fund #01 | Information Technology

**Radnor Township, PA
Information Technology Department
2018 Operating Budget Narrative**



Department Summary:

The Information Technology department is responsible for overseeing the Township's computer, website, cable government access channel, telecommunications, and other information systems and technology-related operations. The Information Technology department also oversees all aspects of building maintenance and security for the township municipal building including fire, intrusion, video, and uninterruptible power supply systems.

Service / Program Descriptions:

Name	Description
Information Technology infrastructure	The Information Technology system consists of the network, servers, PCs, telephone and voicemail, and fire, security (intrusion and video) systems. Desktop PCs are built, configured, and repaired in-house. Maintenance of the network and desktop PCs is performed in-house.
Support of the various departments' applications	The Information Technology department supports township application's developed in-house (using existing software applications) and contracted software. In-house applications include applications for the Finance, Business Tax, Engineering, Community Development, Police, Public Works Departments, and the Treasurer.
Support of the external devices	The Information Technology department supports and maintains external devices including printers (user and networked), digital cameras, scanners, networked copiers, and fax machines.
Support of employee technology-related requests and training	Assist all township staff in their requests for help with technology-related issues, such as desktop applications or external devices.
Support of township issued cell phones	The Information Technology department supports and maintains all township-issued cell phones.
Support of the Police Department's communications system.	The Information Technology Department supports the Police Department's various communications components including radios, mobile data terminals, and CLEAN system.
Support of township residents in retrieval of electronic documents.	The Information Technology Department assists in performing retrieval of electronic documents (such as emails) for resident requests such as Right To Know requests.
Oversight and operation of the township's website	The Township's website (www.radnor.com) provides information to residents and customers on a 24/7 basis. The website also offers options to pay online for open truck request, delinquent sewer payments, incident and accident police reports, and rear yard trash

**Radnor Township, PA
Information Technology Department
2018 Operating Budget Narrative**



Name	Description
	pickup while township offices are closed. A weekly newsletter is also distributed which includes information about upcoming events and timely news items.
Oversight and operation of the township's government access channel	RTV, the Township's government access channel, operates to keep residents informed of the township services, programs and activities through its electronic bulletin board and videos. In addition to videotaping and airing all township board meetings live, replaying videotaped meetings, RTV also produces original programming such as Radnor Health Matters and Radnor 411, which highlights each township department and their current operations. RTV will also be producing an end-of-the-year State of the Township program.
Provide building maintenance of the municipal building	The IT department oversees all Township building maintenance issues including HVAC, plumbing, lighting, and other general building maintenance areas with the assistance of the building custodian. The department also provides building maintenance and support for its tenant(s).
Oversight of township's security systems	The Information Technology department also oversees all aspects of security for the township municipal building including fire, intrusion, video, and uninterruptible power supply systems. The department also oversees the security for the Radnor Activity Center.

Line Item Descriptions:

Line Item	Description								
Office Supplies	Miscellaneous office items such as copier/printer paper, printer toner, pens, envelopes, storage boxes, folders, and binders.								
Professional Development	Information Technology related continuing education books, training classes, seminars/webinars, and conferences.								
Dues & Subscriptions	Membership to professional organizations and professional magazine subscriptions.								
Operating Supplies	<p>PC and server hardware parts and accessories, such as memory, hard drives, DVD drives, fans, network cards, and switches. Security system accessories, such as key fobs and ID cards.</p> <table data-bbox="649 1827 1461 1965"> <thead> <tr> <th data-bbox="649 1827 1331 1860"><u>Vendor</u></th> <th data-bbox="1331 1827 1461 1860"><u>Estimate</u></th> </tr> </thead> <tbody> <tr> <td data-bbox="649 1860 1331 1894">Tiger Direct</td> <td data-bbox="1331 1860 1461 1894">\$7,000</td> </tr> <tr> <td data-bbox="649 1894 1331 1927">Micro Center</td> <td data-bbox="1331 1894 1461 1927">1,000</td> </tr> <tr> <td data-bbox="649 1927 1331 1965">Ricoh Copier Supplies</td> <td data-bbox="1331 1927 1461 1965">2,000</td> </tr> </tbody> </table>	<u>Vendor</u>	<u>Estimate</u>	Tiger Direct	\$7,000	Micro Center	1,000	Ricoh Copier Supplies	2,000
<u>Vendor</u>	<u>Estimate</u>								
Tiger Direct	\$7,000								
Micro Center	1,000								
Ricoh Copier Supplies	2,000								

**Radnor Township, PA
Information Technology Department
2018 Operating Budget Narrative**



Contractual Services	<p>Maintenance and support services for the email system, website and domains, electronic document management system, electronic messaging service, on-line Code Updates and financial software.</p> <table border="0" style="width: 100%;"> <thead> <tr> <th style="text-align: left;"><u>Vendor</u></th> <th style="text-align: right;"><u>Estimate</u></th> </tr> </thead> <tbody> <tr> <td>Office 365 [Planet Technologies]</td> <td style="text-align: right;">14,500</td> </tr> <tr> <td>Alura Technical Support & Licensing</td> <td style="text-align: right;">35,500</td> </tr> <tr> <td>Mitel Leasing [phones]</td> <td style="text-align: right;">13,000</td> </tr> <tr> <td>Great America Leasing [Plotter Printer]</td> <td style="text-align: right;">4,500</td> </tr> <tr> <td>KDI [Copiers / Printers]</td> <td style="text-align: right;">22,800</td> </tr> <tr> <td>Laserfiche Licensing [Doc imaging]</td> <td style="text-align: right;">3,800</td> </tr> <tr> <td>Other / Miscellaneous</td> <td style="text-align: right;">5,900</td> </tr> </tbody> </table>	<u>Vendor</u>	<u>Estimate</u>	Office 365 [Planet Technologies]	14,500	Alura Technical Support & Licensing	35,500	Mitel Leasing [phones]	13,000	Great America Leasing [Plotter Printer]	4,500	KDI [Copiers / Printers]	22,800	Laserfiche Licensing [Doc imaging]	3,800	Other / Miscellaneous	5,900
<u>Vendor</u>	<u>Estimate</u>																
Office 365 [Planet Technologies]	14,500																
Alura Technical Support & Licensing	35,500																
Mitel Leasing [phones]	13,000																
Great America Leasing [Plotter Printer]	4,500																
KDI [Copiers / Printers]	22,800																
Laserfiche Licensing [Doc imaging]	3,800																
Other / Miscellaneous	5,900																
Minor Office Equipment	Office equipment such as printers, scanners, and digital cameras.																
Contracted Maintenance and Repairs	Technical support services for network and PC equipment.																

Radnor Township, PA
2018 Township Manager Recommended Budget

General Fund #01 | Community Development

**Radnor Township, PA
Community Development Department
2018 Operating Budget Narrative**



Department Summary:

The Community Development Department serves the residents of Radnor Township through the administration and enforcement of regulatory Ordinances adopted by the Board of Commissioners to assure the health, safety, and welfare of everyone involved in the Radnor experience. The Community Development Department consists of the Director of Community Development, Two (2) full time Codes Officials, Two (2) Health Inspectors, One (1) part time Property Maintenance Inspector, Two (2) Administrative Assistants, and One (1) part time Administrative Assistant. The Department also utilizes the services of a 3rd Party consulting firm for building code and rental housing compliance. This department is responsible for the following:

- Issuance of Permits for: Building, Demolition, Mechanical, Plumbing, Electrical, Heating Ventilation & Air Conditioning, Signs, Banners, Accessory Structures, and fences;
- Routine inspections for: Building, Demolition, Mechanical, Plumbing, Electrical, Heating Ventilation & Air Conditioning, Signs, Banners, Accessory Structures, and fences;
- Licensing of contractors performing work within the Township.
- Licensing and inspections regarding the Township’s Commercial Swimming Pools and Food Facilities – including outdoor dining areas;
- Quality of life concerns and citizen complaints;
- Inspection of all Rental Housing units in the Township;
- Zoning issues related to commercial and residential properties within the Township;
- Planning issues that guide both developers and property owners in maintaining the desired character of the community and ensure that development is compatible with existing structures and surroundings;

Community Development is also responsible for the oversight of nine (9) volunteer boards/committees. These include the:

Board of Health	Zoning Hearing Board
Code Appeals Board	Historic & Architectural Review Board
Comprehensive Plan Implementation Committee	Open Space Committee
Design Review Board	Rental Housing Appeals Board
Environmental Advisory Council	

Service / Program Descriptions:

Name	Description
Customer/Contractor Support – 30%	Staff works closely with both residents and contractors regarding building permits, quality of life issues on private property, health code issues, Certificate of Occupancies, Right to Know Requests, and various other applications.

**Radnor Township, PA
Community Development Department
2018 Operating Budget Narrative**



Name	Description
Board and Commission Support - 3%	Community Development staff work to prepare the agenda packets and other materials as needed by the many boards and commissions.
Code Inspections - 10%	As part of a building permit submittal, inspections are a necessary and required function to ensure compliance with both the Uniformed Construction Code and the Pennsylvania Department of Labor and Industry. The administrative assistants schedule building and rental housing inspections for the Codes Officials Monday through Friday.
Health Inspections and Food Plan Review - 10%	The Health Officer works closely with restaurants and institutions to ensure food safety is adhered to and strictly followed.
In-Depth Plan Review - 15%	As part of a building permit submittal, plan review is a necessary and required function to ensure compliance with both the Uniformed Construction Code and the Pennsylvania Department of Labor and Industry.
Zoning Compliance - 5%	As part of a building and/or grading permit submittal, the Zoning Officer carefully reviews each permit to ensure compliance with the Township's zoning code regarding bulk, area, height, use, and parking requirements.
Administrative Support - 5%	Administrative assistants provide support to other departments in terms of check requisitions, monthly reports, check depositing, purchase orders, and front desk operator duties.
Property Complaints - 4%	Staff handles daily complaints to ensure quality of life issues are dealt with accordingly and in a timely manner.
Rental Housing Inspections - 12%	The code officials conduct inspections of student and non-student rentals for compliance with Municipal Regulations.
Support for First Responders - 2%	The code officials and the health officer respond to emergencies, natural disasters, and health related matters.
Maintenance of the Code of Ordinances - 2%	Community Department Staff consistently review the Municipal Codes and recommend changes to maintain consistency with other local, state, and federal regulations to ensure consistency and fairness to residents, businesses and developers.
Supervise Animal Quarantine - 2%	The Health Officer assists in the detainment, monitoring, and processing of animals suspected of carrying rabies to ensure the health and well-being of residents and their pets is being maintained.

**Radnor Township, PA
Community Development Department
2018 Operating Budget Narrative**



Line Item Descriptions:

Line Item	Description
Office Supplies 01-416-4240	This line item includes daily operating office supplies including but not limited to paper, pens, folders, business cards, ink cartridges, etc.
Advertising and Printing 01-416-4310	This line item includes costs associated with legal advertisement costs and any special mailings that require printing services.
Professional Development 01-416-4340	This line item includes required training, conferences, and other needs as required by state law to maintain certifications through the Department of Labor and Industry for the Code Officials. Health Officer training is included as required by the PA Department of Agriculture. Also included is additional training to add to or supplement skills of administrative staff.
Dues & Subscriptions 01-416-4345	This line item covers membership fees for professional organizations and affiliations of department staff as well as subscriptions to career related associations and publications such as code books.
Contractual Services 01-416-4360	This line item covers third-party contractual services on an as-needed basis for items such as the stenographer for the Zoning Hearing Board, building code review and inspection services, fire inspection, and rental housing inspection services.
Legal Services – General 01-416-4361	This line item covers the Township’s Solicitors’ fees for legal services provided to the Township for the calendar year for the Zoning Hearing Board and the Rental Housing Appeals Board.
Property Maintenance Contractual Services 01-416-4359	This line item covers property maintenance to address code violations and emergency responses such as lawn mowing, ground clearing, and board-up services related to fires and natural disasters.
Minor Office Equipment 01-416-4410	This line item covers replacement parts, computers, printers and other small office equipment items.
Clothing 01-416-4230	This line item covers clothing for Codes Officials for identification purposes. This helps convey the professional image the Township Staff pride themselves in showing.

Radnor Township, PA
2018 Township Manager Recommended Budget

General Fund #01 | Police

**Radnor Township, PA
Police Department
2018 Operating Budget Narrative**



Department Summary:

Radnor Police Department provides twenty-four hour police coverage within Radnor Township. The Radnor Police Department embraces community oriented policing through many initiatives within our community. The current staffing of the police department consists of 43 officers and 1 Superintendent of Police. 30 of these officers are the makeup of the patrol division. 4 Detectives and 3 Highway Patrol/Traffic Safety Officers compliment the patrol division. The Police Department also consists of a Supervisor of Parking and Auxiliary Services, Three Administrative Assistants, four-part time Meter Enforcement Officers and nine school crossing guards. The Police Department maintains an integrity control officer and a special projects/emergency management officer that report directly to the Superintendent of Police. The Police Department is also fortunate to have the Radnor Community Police Organization, Radnor Townwatch, and the Radnor Police Chaplains program which are volunteer residents that augment many of the functions of the Police Department. This in turn expands our full service public safety organization to all residents and visitors of the Township of Radnor.

Service / Program Descriptions:

Name	Description
Administration	Police Administration personnel are responsible for the Command function of the police department. There are also civilians responsible for various duties such as answering phone calls, processing of records and other paperwork, accepting monies for records and parking tickets, payroll, taking appointments, typing letters, Right-to-Know Act requests, Kiosk Card purchases, etc.
Animal Control and Deer Management	Animal complaints are handled through the patrol division and the Supervisor of Parking and Auxiliary Services. This includes dead deer removal, dangerous animal investigations and rabid animal investigations. Deer Management Program, including working with the USDA and the entire Community. In 2017 the township continued the fifth year of the deer culling. 259 deer were culled thinning out a larges herds of deer throughout the township. In 2018 as in 2017 a maintenance program is requested to retain the low number of deer in the township. Since the inception of this program deer incidents have been reduced by 85%.
Bike Patrol	Provides a mobile, efficient way to patrol the Wayne Business District and other targeted areas and the Radnor Trail. The bike patrol officer integrates the officer into community oriented policing and community relations through high visibility and ease of contact with officer.

**Radnor Township, PA
Police Department
2018 Operating Budget Narrative**



Name	Description
Civilian Emergency Response Training (C.E.R.T)	The Department trains civilians with skills in basic first aid, CPR, traffic control, National Incident Management System (N.I.M.S), hazmat and other items which may be required in a community emergency. The Department maintains a list of the trained personnel in case of a wide spread disaster or need. The most recent CERT class was sponsored by Radnor Police in October and November. Additional CERT classes will be held in 2018 as well.
Crossing Guards	The crossing guards are assigned and supervised by the Supervisor of Parking and Auxiliary Services. There are nine school crossing posts throughout staffed throughout the Township. Training is also incorporated in this program.
Detective Bureau	The Detective Bureau provides investigation, crime scene processing and possible prosecution for simple and complex criminal cases. Detectives will provide home and business security assessments if requested. Secondary functions include civilian fingerprinting, etching/identification of high value items, evidence room management, and liquor establishment monitoring and vendor background investigations. The Detective Bureau participates in high profile community awareness meetings and seminars such as cyber-bullying, cyber-crimes and school related violence as examples throughout the year.
Emergency Alert System	The police department continues to provide crime alerts and information via electronic means such as e-mail or phone text.
Major Incident Response Team (M.I.R.T.)	Established at the county level, there are 18 Radnor Officers that are members of the Delaware County M.I.R.T. This team responds to large scale, critical incidents such as demonstrations, hazmat incidents, and dignitary protection. All equipment and training events are funded through Department of Homeland Security Grants. Member officers of this team are trained in the recognition of chemical, biological, radiological, and nuclear devices and agents. In 2017 M.I.R.T. officers were placed on stand-by at Philadelphia International Airport to assist Philadelphia Police with immigration protests and at Villanova University due to an appearance of a controversial political science speaker.
Patrol Division	The majority of the Police Department is comprised of the Patrol Division. Over 25 individuals are responsible for providing basic police services twenty-four hours a day. The additional duties carried out by the patrol division which are above and beyond conventional police duties are: vacant house checks, school visits, bank checks, community talks and targeted enforcement activities.
S.W.A.T.	The Radnor Police Department operates as a member of the regional Delaware County S.W.A.T. team. There are currently four officers and two hostage negotiators assigned to this regional team.

**Radnor Township, PA
Police Department
2018 Operating Budget Narrative**



Name	Description
<p>Highway Patrol/Traffic Safety/ Motor Carrier Safety Patrol</p>	<p>A versatile unit within the Police Department assigned to address various issues within the Township. As the name implies, the unit is responsible primarily for the enforcement and education of traffic safety within the Township. Highway Patrol/Traffic Safety Officers investigate serious/fatal crashes within the Township. They perform other studies such as traffic control (speed limits, speed humps, stop signs, etc.), sight distance issues, fence (permit) placement for Community Development and dumpster placement (in the Right of Way) for Engineering. Various parking permit systems for residents and some institutions are administered by the Unit. High profile community talks such as PTA, freshmen orientation as well as drug and alcohol awareness lectures are part of the duties assigned to the Traffic Safety Unit. They inspect commercial trucks that travel in the township and can remove them from service and issue citations if unsafe. Assist with supervision of the crossing guards and handle abandoned vehicles. The unit also manages bi-annual towing contracts for the township.</p>
<p>DUI Checkpoints/Roving Patrol Enforcement</p>	<p>The Radnor Township Police Department is one of six municipalities that make up the Northern Delaware County DUI Task Force. This task force conducts DUI Checkpoints and DUI Roving Patrols, monthly, throughout the northern part of Delaware County. The object of the task force is to identify and remove the impaired driver from the highway. The funding for this program is allocated by The National Highway Transportation Safety Administration and The Pennsylvania Department of Transportation. All participating police departments are reimbursed for time and expenses through grant appropriations. This line item is entirely funded through grants received from Commonwealth of Pennsylvania and the National Highway Traffic Safety Administration (NHTSA).</p>
<p>Buckle Up PA-Aggressive Driving Enforcement Grants</p>	<p>The Radnor Police Department is participant of Buckle Up PA. Buckle Up PA is a project funded through PennDot dedicated to raising the seat belt usage level in Pennsylvania through increased enforcement, public awareness and education. The partnership is comprised of municipal police departments, state police, and the U.S. Department of Transportation. The police department is a member and participant of The Pennsylvania Aggressive Driving Enforcement and Education Project (PAADEEP). This program is a statewide initiative that utilizes crash data to identify aggressive driving locations. High visibility target enforcement, coordinated earned media, public awareness and training are conducted on these roadways to reduce the number of needless aggressive driving injuries and deaths. The partnership is comprised of municipal police departments, the Pennsylvania State Police, PennDot, the US Department of Transportation and community groups and organizations. The Radnor Police Department has been recognized as leader of enforcement in both programs. These programs are grant funded in which</p>

**Radnor Township, PA
Police Department
2018 Operating Budget Narrative**



Name	Description
	there is no cost to the residents of Radnor. This program greatly assists with making Radnor Township a safer community.
eCitations	The eCitation process is a faster more accurate process that eliminates the traditional hand-written traffic citations. In 2017 and continuing into 2018 the police department has purchased and implemented hand-held computer scans integrated with a printer. Radnor Police Officers are issuing traffic citations with this latest technology. Benefits includes faster, more accurate citations with no need for administrative personnel to manually enter traffic citations into the data base. eCitations are almost instantaneously transmitted to the courts and the police department database. Officers spend less time with each violation. United Public Safety, currently providing the Police Department's parking ticket system, will expand to manage the eCitation system, the burglar alarm and fire alarm citation processes.
Video Camera Systems	In Car Video and Body Worn Camera systems for documentary and evidentiary purposes. System software will be fully integrated and be stored in an onsite server. Each marked police vehicle outfitted with an ICV system and each officer with a BWC. The police department seeks to purchase and implement in-car cameras and body-worn cameras through our capital budget process.

Line Item Descriptions:

Line Item	Description
Overtime	Includes pay for hours worked above and beyond 40/44 hours at time and ½ pay rate. Overtime is used to supplement shortages on shifts, compensate for extra hours after the shift due to extended calls, etc. This category also included grant overtime which is reimbursed through various programs such as the Aggressive Driving Grant, Seatbelt Grant, DUI Enforcement, Emergency Response training, Delaware County Drug Task Force etc.
Extra Duty	Money paid to Officers working extra-duty on their off time. Most include traffic control at such events as Villanova football and basketball, private and parochial school graduations at Villanova, Community functions, private parties, etc. This money is reimbursed to the Township, plus 70% and is revenue positive.
Communications	Includes lease of police land lines, Nextel/Verizon cell phones and Verizon Air Cards for computers in police vehicles. In 2018 the police department intends to implement tablets for patrol vehicles. This enhancement will create more efficiency with the filing of traffic and non-traffic citations. This enhancement will streamline data entry and electronically file the citations with Delaware County District Courts.

**Radnor Township, PA
Police Department
2018 Operating Budget Narrative**



Line Item	Description
	The electronical filing will require the tablets to have wireless internet connections.
Uniforms	Contains all items for police uniforms to include shirts, trousers, (also Bike, SWAT, Highway and K-9 uniforms) hats, rain coats, badges, patches, winter hats, etc. Also includes ballistic vests, half of which is reimbursed by the Department of Justice grants. Small equipment items are also included such as holster, handcuffs, holders, etc. Detectives clothing allowance. In 2018 we expect general uniform maintenance for existing officers, detectives, parking and auxiliary services personnel and safety equipment for crossing guards.
Office Supplies	Paper, pencils, pens, folders, print cartridges, tape, staples, folders, notepads, etc. There are also annual printing needs.
Emergency Management/ Emergency Operation Center	The Township is required to maintain an emergency management program and coordinator. The emergency management coordinator is responsible for the emergency management planning, administration, and operations for the township. When a disaster strikes or an emergency occurs; the emergency management officials along with their elected officials, are responsible for the public safety of township residents. In conjunction with emergency management the police department is tasked with the communication components of the Emergency Operations Center. The police department applied for and received a dedicated radio frequency from the FCC for EOC operations. The Radnor Tactical Frequency was established and is an integral part of our emergency management system. All units and divisions of Radnor Township now have the ability to talk to each department on the new "TAC" frequency. This provides for better communication and quicker responses to the residents needs in Radnor Township.
Operating Supplies	Supplies for the yearly operation of the police department. These supplies also sometimes include small equipment with a life span typically less than five years. Operating supplies listed encompass all the units in the Police Department to Include Patrol, Traffic Safety, Meter Enforcement, Animal Enforcement and Crossing Guards. General classifications are day to day Detective processing supplies, ammunition, first aid, flares, cleaning, forms, prisoner accommodations, traffic calming, batteries, car equipment, etc.
Professional Development	Training and courses for Officers. All aspects of training for officers are budgeted here. These training courses include training for in-house trainers for specific training such as control tactics, firearms, first aid, emergency vehicle operations, etc. Professional development also

**Radnor Township, PA
Police Department
2018 Operating Budget Narrative**



Line Item	Description
	includes First and Second line management training such as Northwestern University’s School of Police Staff and Command Course. Costs associated with the annual MPOETC annual training and recertification that every officer must attend each year to maintain their municipal police certification. In 2018 we plan to continue in house training in use of force and de-escalation training In-house certified training officers substantially lower training costs.
Dues and Subscriptions	Funds for executive police association memberships.
Contractual Services	Items budget for police operations which are used more than once and provided for by businesses. Many are professional services. Items include: Accurant (detective investigations), animal disposal, car washing tickets, Civil service expenses/exams, ESP/Vascar calibration/speedometer calibration, financial investigations, Physician/new hires & promotions, polygraph test, psychological testing, police department copiers, towing abandoned vehicles/police vehicles, toxicology examination, uniform dry cleaning and Veterinarian services.
Minor Office Equipment	Repairs to minor office equipment to include Highway Patrol’s speed timing devices and departmental computer replacements. This is also inclusive of the Radnor Parking Authority, hardware and software associated with the administration of parking tickets and township parking permits.
Maintenance and Repair: Communications Equipment	Repairs to Portable radios/car radios.
Gas, Oil and Lubricants/ Repair Parts	Used for daily operations of all vehicles used by the Department.
Contracted Maintenance and Repairs	Various out sourced repairs to cars, Traffic safety speed timing equipment, EVO, etc. Also includes accident damage deductibles.
Motor Cycle Unit	Annual repair and Maintenance of 4 Harley Davidson Motorcycles.
Canine Unit	In 2014 the Radnor Police Department’s K-9 unit was established. The costs associated with this new unit include the annual contract for veterinary care, general care and maintenance of K-9. Includes food and other related items for K-9. Ongoing training costs are also reflected in this budget item.

**Radnor Township, PA
Police Department
2018 Operating Budget Narrative**



Line Item	Description
<p>Radnor Township Citizens Police Academy and The Radnor Community Police Organization (RCPO)</p>	<p>Since its inception in 2015 The Radnor Township Police Department has sponsored two Citizens Police Academy. Over 40 township residents attended and graduated from this academy in. After the completion of the academy these residents formed the Radnor Community Police Organization to give back to their community. The RCPO assists the police department and township with community events by staffing minor traffic posts, answering phones at the front reception desk, assisting with filing and other tasks and duties as needed throughout the year. The funding for the citizens’ police academy is supported in the operating supplies of the operating budget. The police department will sponsor another citizens police academy in the first quarter of 2017.</p>

Radnor Township, PA
2018 Township Manager Recommended Budget

General Fund #01 | Fire Contributions

Radnor Township, PA
2018 Township Manager Recommended Budget

General Fund #01 | Emergency Operations Center

Radnor Township, PA
2018 Township Manager Recommended Budget

General Fund #01 | Public Works Building & Grounds

Radnor Township, PA
Public Works Department: Building & Grounds
2018 Operating Budget Narrative



Department Summary:

The Public Works Department is responsible for maintenance, repair, and capital projects for the Township’s infrastructure: streets, traffic signals, street lights, storm sewer, sanitary sewer, and bridges. In addition to infrastructure, the Public Works Department maintains the Township’s active and passive recreation facilities, the Radnor Trail, all Township owned facilities, as well as all Township owned vehicles.

Aside from the aforementioned maintenance and repair, the Public Works Department collects refuse, recycling, and yard waste from Township residents, as well leaf collection in the fall. The leaf collection program also includes the composting of the collected leaves at Skunk Hollow.

The Public Works Department is comprised of five divisions: Highway, Solid Waste, Parks Maintenance, Sewer, and Fleet Maintenance. Throughout the year, the men of the varying divisions work together to complete the tasks at hand, regardless of the division they are in. This is most noted in highway, sewer, and parks maintenance assisting in solid waste, leaf collection, and snow removal.

The mission of the Public Works Department is to provide the residents of Radnor Township with quality of life services regarding the proper maintenance and operation of the Township’s infrastructure, parks, facilities, solid waste and leaf collection activities.

Service / Program Descriptions: Building & Grounds

Name	Description
Buildings and Grounds	The Public Works staff currently cleans and maintains the Township Building and the Radnor Activity Center at Sulpizio Gym.
Buildings and Grounds Maintenance and Repairs	This item involves repairs and maintenance of Township owned buildings: Radnor Memorial Library (exterior), the Senior Center (exterior), the Willows, the Willows Cottage, the Radnor Township Municipal Building, and the Public Works Facility.

Line Item Descriptions: Building & Grounds

Line Item	Description
Operating Supplies	This line item funds cleaning supplies (Home Depot, Contract Cleaners, Do It Best Hardware)
Utilities	This item funds utilities; water and electric. (PECO, Aqua PA)
Communications	Internet, land lines, cell phones (Verizon, Sprint)
Contractual Services	This line item funds items that include the postage

Radnor Township, PA
Public Works Department: Building & Grounds
2018 Operating Budget Narrative



Line Item	Description
	meter, elevator inspection and maintenance, fuel management system, boiler certifications and fire extinguisher inspections, back- up annual inspection, etc. (TRAX, Aethern)
Maintenance & Repair: Township Buildings	This line item funds any expense incurred for building maintenance plumbing, electrical, HVAC, roofing, generator, fencing. (Devon Plumbing, Fencoco, Jim Miller Roofing, JJ White)
Minor Office Equipment	This line item funds fax machines, and other small items of office equipment.

Radnor Township, PA
2018 Township Manager Recommended Budget

General Fund #01 | Public Works Solid Waste

Radnor Township, PA
Public Works Department: Solid Waste
2018 Operating Budget Narrative



Department Summary:

The Public Works Department collects refuse, recycling, and yard waste from Township residents, as well as leaf collection in the fall. The Solid Waste division collects solid waste and recycling from over 7,000 residents each week, along with brush collection on Wednesdays.

Public Works personnel often assist other divisions when manpower need dictate. The Solid Waste Division personnel are called in to assist in snow plowing during larger storms, and also assist with fall leaf collection.

The Public Works Department prides itself on the added value our Solid Waste Division provides our residents; storm clean up, flood debris clean up, and snow plowing.

Service / Program Descriptions: Solid Waste

Name	Description
Refuse Collection	The Sanitation Department is responsible for collecting refuse from over 7,000 residences each week.
Recycle Collection	The Sanitation Department is responsible for collecting recycling from over 7,000 residences each week. <u>The more we recycle, the less is spent on tipping fees at the Delaware County Solid Waste Authority.</u> Radnor Townships recycling rate since its inception has averaged over 49%, one of the highest in Delaware County.
Yard Waste Collection	The solid waste division collects brush and yard waste from residents once per week. All yard waste is recycled at Skunk Hollow. The yard waste ground in the Township's tub grinder is made available to residents in the form of wood chips. These wood chips are used as mulch at all Township facilities.
Bulk Collection/Open Truck Pick Up	The Sanitation Department is responsible for collecting bulk items from residents that register online (www.radnor.com) for this service once a week except for holiday weeks. This service is often referred to as "Open Stop Pick Up".

Line Item Descriptions: Solid Waste

Line Item	Description
Operating Supplies	This line item funds recycle containers, safety supplies, and first aid kits as well as miscellaneous supplies needed by the Solid Waste Division. (Home Depot, Do It Best Hardware, Contract Cleaners)

Radnor Township, PA
Public Works Department: Solid Waste
2018 Operating Budget Narrative



Gas, Oil, & Lubricants	This line item funds the cost of all hydraulic oil, engine oil, gasoline, and diesel fuel used in operating the Solid Waste Division's fleet of 12 "packers" (trash trucks) and 2 pickup trucks. The suppliers are determined annually by sealed bid. (Riggins, Petro Choice)
Tires, Batteries & Accessories	This line item funds tires and batteries for the Solid Waste Division's twelve packers and 2 pickup trucks. Trash trucks tires are large, costly, and must be replaced more frequently than a typical automobile's tires would be. (Ardmore Tires, NAPA, CCC)
Repair Parts	This line item funds all the repair parts needed for the Solid Waste vehicles, all of which are Internationals. (Gran Turk, G.L.Sayer, Giles and Ransome, NAPA)
Contracted Maintenance and Repair	This line item funds all costs associated with repairs to vehicles that cannot be completed in house, such as major engine repairs, major welding repairs, and leaf spring replacement. (Gran Turk, G.L. Sayer, Keil Welding, Giles and Ransome)
Disposal Fees	This line item funds tipping fees at Delaware County Solid Waste Authority. Actual billing is based on the weight of the trash delivered to the dump. For 2018, waste disposal is billed at \$33/ton. (DCSWA)

Radnor Township, PA
2018 Township Manager Recommended Budget

General Fund #01 | Public Works Engineering

**Radnor Township, PA
Engineering Department
2018 Operating Budget Narrative**



Department Summary:

The Engineering Department is the Township liaison to the Planning Commission, Shade Tree Commission, Stormwater Management Advisory Committee, and the VU CARE Committee. The Land Development process begins in the Engineering Department. The Engineering Department administers capital projects for traffic signals, pedestrian improvements, stormwater, parks, and facilities. The Department also works closely with, and oversees capital projects for the Public Works Department’s sanitary sewer system. The Department of Environmental Protection’s MS4 program is administered by Engineering. Requests for Proposals, Scopes of Work, and contract review are provided by Engineering for other Township Departments as need, as well as technical expertise.

Service / Program Descriptions:

Name	Description
Subdivision and Land Development (SALDO) Review	The Engineering Department, using Gannett Fleming, Incorporated, reviews all subdivision and land development projects in the Township, for compliance with the SALDO, Zoning Ordinance, and Stormwater Ordinance, and administers the projects through the process of the Planning Commission, Shade Tree Commission, and Board of Supervisors. The fees for these reviews are charged to the applicant and reimbursed to the Township. The Township Engineer and the Township’s appointed Traffic Engineer, Gilmore & Associates, perform all SALDO reviews and provide technical assistance to other departments.
Grading Permit Review	All grading permits are reviewed for compliance with the Stormwater Ordinance, Zoning Ordinance, and other applicable regulations. The permits are processed and administered by the Engineering Department.
Capital Projects	A large portion of the work performed by the Engineering Department is regarding Capital Projects. This work includes determining the scope of work for consultant’s proposals, preparing Requests for Proposals, budgeting, planning, forecasting, value engineering, contract administration, plan review, and inspection.
Shade Tree Commission	The Engineering Department processes all clearing permits in conjunction with the Shade Tree Commission. With the use of Rockwell Associates, an independent licensed arborist, the Township is able to assess, review, and mitigate concerns with the Townships canopy.
Professional Escrows	The Engineering Department administers professional escrow accounts and escrow inspections.

**Radnor Township, PA
Engineering Department
2018 Operating Budget Narrative**



Name	Description
Resident Concerns	The Engineering Department responds to resident’s concerns regarding stormwater, grading, tree removal, permits, and stormwater.
Inspections	Inspections for grading permits, on site sanitary sewer systems, escrow releases, and utility work are performed by the Engineering Departments Staff Engineering Inspector, as well as by QCI, Incorporated.

Line Item Descriptions:

Line Item	Description
01-429-4340 Professional Development	Professional Engineering PE PDH’s, SEO PDH’s, seminars.
01-429-4345 Dues and Subscriptions	Sewage Enforcement Officer, American Society of Civil Engineers memberships (SEO, ASCE)
01-429-4240 Office Supplies	Plotter paper, plotter ink, pens, pencils – split with Community Development and Recreation (Office Basics)
01-429-4245 Postage	For SALDO mailings (USPS)
01-429-4360 Contractual Services (Consulting Engineer Retainer)	Includes two, two half days per week at the Township building to confer with staff on projects, and prepare smaller projects during this time.
01-429-4365 Contractual Services (Consulting Engineer Reimbursable)	Engineering services for Subdivision and Land Development reviews, reimbursed by the applicant, and grading permits. (Gannett Fleming, Gilmore & Associates)
01-429-4364 Contractual Services – Special (Consulting Engineer –Hourly)	Contracted Engineering services, determined by Requests for Proposals. Providing design services for Not-to-Exceed fees, for capital projects and other special projects. (Meliora, Gannett Fleming, Gilmore & Associates, T&M Associates)

Radnor Township, PA
2018 Township Manager Recommended Budget

General Fund #01 | Public Works Highway

**Radnor Township, PA
Public Works Department
2018 Operating Budget Narrative**



Department Summary:

The Public Works Department’s Highway Division is responsible for maintenance, and repair of the Township’s streets, inlets, and storm sewer, as well as traffic signals, street lights, and signs.

One of the largest single tasks the Highway Division has is the fall leaf collection program. Leaves are collected from over 7,000 properties in the Township, two times, each fall. Other Public Works Divisions assist in this task. The leaf collection program also includes the composting of the collected leaves at Skunk Hollow. One of the main tasks of the Highway Division is snow removal.

The Highway Division repairs potholes, sweeps streets, patches streets, installs street name signs as well as regulatory signs, installs pavement markings, as well as repairing inlets and storm sewer pipes.

Service / Program Descriptions: Streets & Highways – Highways General Services

Name	Description
Signalized Intersections	<p>The Township owns and maintains forty-six signalized intersections, twenty-three school flashers, and seventeen other flashing devices. Although maintenance and operations are funded by the Township, the timing of the traffic signal is controlled by the Pennsylvania Department of Transportation (Penn DOT).</p> <p>Annual inspection and repairs are performed by an outside contractor, awarded by sealed bid. The signs and pavement markings corresponding to the signalized intersections are maintained by Public Works personnel. (Higgins Electric)</p>
Sign Maintenance/Signage	<p>The Township is responsible for all regulatory signage, including speed limit signs up to and including 35 MPH signs. Aside from the aforementioned sign maintenance, the Public Works Department installs signs as determined by the Radnor Township Police Department and Staff Traffic Committee, as well metered spaces in the municipal lots. (H.A. Weigand, Municipal Supply)</p>
Street Lights	<p>The Township’s street lights are maintained by an outside firm, chosen through the sealed bidding process. (Higgins Electric)</p>
Road Repairs	<p>The Public Works Department (PWD) is responsible for pothole repair and patching, curb repair, as well as the Township’s annual street resurfacing project.</p>

**Radnor Township, PA
Public Works Department
2018 Operating Budget Narrative**



Name	Description
Road Repairs - Continued	The street resurfacing project is a capital project funded by the Township’s State Liquid Fuels Fund. The Public Works Department maintains the Township’s 85.66 miles of streets. Streets such as Lancaster Avenue, Sproul Road, Bryn Mawr Avenue, Goshen Road, Darby Paoli Road and Conestoga Road are maintained by the Pennsylvania Department of Transportation (Penn DOT). There are 33.59 miles of State streets that traverse Radnor Township.
Street Sweeping	The Public Works Department (PWD) sweeps streets throughout the year, with the goal of sweeping all Township owned streets three times per year. Street sweeping is done in conjunction with our MS4 permit for stormwater quality, and is also performed after severe weather events.
Leaf Collection	Public Works provides the service of curbside pickup of all Township residents’ leaves. Each of the three service districts are provided two collection periods. All leaves are composted at Skunk Hollow. Leaf collection not only allows the residents an easy method for leaf removal, it also provides for clean streets and inlets. All divisions of the Public Works Department: highway, sewer, solid waste, and parks are used in this large endeavor.
Skunk Hollow Composting Site & Christmas Tree Recycling	All leaves collected from the leaf collection program are composted at Skunk Hollow. Composted leaves are made available for residents’ use at seven locations designated by the Environmental Advisory Committee. Leaf composting is a natural way to recycle. Residents Christmas trees are picked up curbside by Public Works personnel, approximately thirty tons of trees are recycled each year.
Storm Sewer Maintenance	<p>The PWD maintains the Township’s stormwater inlets (approximately one thousand five hundred) and storm sewer pipes (approximately fifty-seven miles).</p> <p>The Township aims to be proactive in cleaning inlets before and after large storms. This is an attempt to reduce flooding and street ponding, as well as follow MS4 requirements. The condition of our stormwater infrastructure, like in municipalities across the country, is in disrepair. The Township enacted a Stormwater Fee to provide a dedicated funding source for capital stormwater related projects. Certain maintenance projects, once fully evaluated, may become capital projects. If the project is approved, the Stormwater Fee funds these capital projects. Normal maintenance is funded through the “01” account, the Township’s general Fund.</p>

**Radnor Township, PA
Public Works Department
2018 Operating Budget Narrative**



Name	Description
Snow Removal	The PWD performs snow removal on the Township’s 85.66 miles of streets, as well as all 33.59 miles of Penn DOT streets (Lancaster Avenue, Conestoga Road, etc.). All streets in Radnor Township are cleared by the PWD. This service utilizes all divisions of the PWD: highway, parks, solid waste, sewer, and vehicle maintenance.
Special Events & Other Services	The highway division provides assistance for many events such as the Fall Festival and Music Festival. The highway division also cleans the sidewalks and streets of the Wayne Business District twelve times per year, hangs holiday banners in Wayne, cleans traffic islands, provides barricades for block parties, and other tasks that may arise.

Line Item Descriptions: Streets & Highways – Highways General Services

Line Item	Description
Uniforms	Contractually required safety shirts and sweat shirts
Office Supplies	Computer printer paper, pens & pencils, printer ink (Office Basics)
Postage	Postage of mailings sent by the PWD (USPS)
Operating Supplies	Asphalt, stone, safety equipment, tools, restoration items (erosion control fabric), seed – Purchased from various vendors: (Knowlton Supply, Home Depot, Do It Best Hardware, Glasgow Quarries)
Rentals	Used for short term rental of equipment needed for specific projects that are not in the Township’s fleet
Dues and Subscriptions	Membership in the American Public Works Association, Arbor Day Foundation, and for training of highway division personnel (LTAP, APWA, DVIT)
Contractual Services	This funds employee drug testing mandated for all Commercial Driver’s License holders, as well as PA One Call, which all excavators are required to use by law, for the mark out of utilities (PA One Call)
Maintenance and Repair of Machinery and Equipment	This account funds repairs by outside firms, as well as parts for PWD vehicles and equipment: front end loaders, backhoes, dump trucks, pickup trucks, leaf vacuums, and other equipment (Volvo Service, Keil Welding, Gran Turk, Parts Service Inc., G.L.Sayer.

**Radnor Township, PA
Public Works Department
2018 Operating Budget Narrative**



Maintenance and Repair of Communication Equipment	This account is used for repairs to the PWD's low band two way radios, which are in all trucks and equipment
Gas, Oil, and Lubricants	All purchased for fuel (gasoline & diesel – vendor determined by sealed bid), fluids, and grease are funded by this account. (currently Petro Choice, Riggins)
Tires, Batteries, and Accessories	Tires for all highway equipment, batteries, and replacement parts. (Ardmore tires, NAPA, CCC)
Repair Parts	All repair parts for the highway division are funded by this account. (NAPA Auto Parts, Gran Turk, Parts Service Inc., Mathews Ford, Del Chevrolet, Penn Jersey, Volvo, GL Sayre, Giles and Ransome)
Street Sweeping Contractual Services	The cost is for the removal of street sweeping debris. Other than leaves which are composted, street sweeping debris must be disposed of as solid waste. (trucking fees by sealed bid, Delaware County Solid Waste Authority)
Snow and Ice Removal Operating Services	This line item funds de-icing salt, magnesium chloride and snow meals. (Oceanport for 2016-2017, Manella's, Municipal Supply, HA DeHart,)
Snow and Ice Removal Contractual Services	This line item funds the trucking costs for hauling snow from all municipal parking areas. (Trucking firms vary, TBD.)
Traffic Signals and Signs Traffic Signal Electric	This account is for utilities (electric) for all signalized intersections, school flashers and miscellaneous flashing devices (parks, curve, etc.) (PECO)
Traffic Signals and Signs Operating Supplies	This line item funds all signs, posts, bulbs, and other miscellaneous supplies utilized for the maintenance, repair and installation of all traffic signals and signs. (H.A. Weigand, General Highway, Charles Higgins & Sons, Do It Best Hardware)
Traffic Signals and Signs Maintenance and Repair Traffic Signals	This line item funds the purchase of all signalized intersection repair parts, as well work done by our signal contractor. (General Highway, Charles Higgins & Sons, Armour & Sons, Electrical Supply)
Street Lighting	This line item funds the utility (electric) costs associated with operating all street lights on Township and state roads. (PECO)
Street Lighting Maintenance and Repair Street Lighting	This line item covers all repair and replacement parts for Township owned street lights, by our street light contractor, chosen via sealed bid. (Charles Higgins & Sons Electric)

Radnor Township, PA
Public Works Department
2018 Operating Budget Narrative



<p>Curbs and Sidewalks Operating Supplies</p>	<p>This line item funds the cost of supplies associated with curb and sidewalk (on Township owned facilities) repair and maintenance, including restoration from the repair. (Marinelli Concrete, Glasgow, Do It Best Hardware, Home Depot, Knowlton Supplies)</p>
<p>Drainage Operating Supplies</p>	<p>This line item funds the cost of supplies used in storm sewer pipe repair, inlet repair, swales, headwalls, including restoration. The material used: bricks, mortar, pipe, asphalt, stone, seed, concrete. (Marinelli Concrete, Lane Pipe, Knowlton Supply, Glasgow Quarry)</p>
<p>Road Maintenance and Repair Operating Supplies</p>	<p>This line item funds the cost of supplies associated with road repairs, including asphalt, stone, sealer, asphalt saw blades. (Glasgow, Norris Sales, Do It Best Hardware, Home Depot)</p>
<p>Road Maintenance and Repair Rentals</p>	<p>This line item funds the cost of equipment rentals for road repairs, such as attachments to the skid steer, or equipment not in the Township fleet. (Norris Sales, New Holland Equipment, Knox Rentals, Norris Sales and Rentals)</p>
<p>Road Maintenance and Repair Contractual Services</p>	<p>This line item funds the cost of hauling and dumping of road repair debris at the landfill; the cost of the tipping fee and/or trucking. (Delaware County Solid Waste Authority, trucking TBD.)</p>

Radnor Township, PA
2018 Township Manager Recommended Budget

General Fund #01 | Public Works Mechanics

Radnor Township, PA
Public Works Department: Mechanics
2018 Operating Budget Narrative



Department Summary:

The Public Works Department Fleet Maintenance Division is responsible for keeping over 130 pieces of vehicles, equipment and trailers inspected, maintained, and in good operating order. These are all Township rolling stock, servicing all departments: Police, Engineering, Public Works, Recreation and Community Programming, Community Development, and Administration.

The three-person division performs State inspections, performs repairs, and installs tires. The Fleet Maintenance Division is also an integral part of the Township’s winter operations; from repairing trucks to plowing streets.

Service / Program Descriptions: Mechanics

Name	Description
Vehicle Maintenance	The Fleet Maintenance Department is responsible for the maintenance and repair of 130 vehicles and equipment. The mechanics perform tasks such as welding, as well as minor and major equipment repair. In house repairs reduce down time and expenses.
Miscellaneous Responsibilities	The fleet Maintenance Department is responsible for the state inspections of all vehicles within the township fleet. The department maintains records of all state inspection stickers and regulations. The department must maintain up to date records regarding DEP in ground fuel storage tanks registrations, inspections and permit certificates. The department is also responsible to assist in composing bid specifications for vehicles, equipment, fuel and lubricants purchased by the township. This division also assists in snow removal operations.

Line Item Descriptions: Mechanics

Line Item	Description
Operating Supplies	Items such as degreaser, rags, nuts, bolts, tools, wire, cleaner, and other items used. (NAPA, Parts Service, GL Sayre, Giles and Ransome, HA DeHart, Truck Supply)
Communications	This fee is for the telephone (land line) service as well as the foreman’s cell phone. (Sprint, Verizon)
Uniforms	The three mechanics, due to the nature of their work, are provided uniforms via a uniform service. (Cyntas)

Radnor Township, PA
Public Works Department: Mechanics
2018 Operating Budget Narrative



Line Item	Description
Gasoline, Oil & Lubricants	This line item funds the cost of all fuel and fluids used in operating the Fleet Maintenance Division, a utility truck with welding and tool carrying capabilities, and a pickup truck with a fuel tank. (Fuel and lubricants suppliers are determined by sealed bid)
Tires, Batteries & Accessories	This line item funds the tires, batteries, and for the two fleet maintenance vehicles. (Ardmore Tire, NAPA)
Repair Parts	Repair parts for the two fleet maintenance vehicles are funded by this line item. (Del Chevrolet, Rafferty GMC, Ford)

Radnor Township, PA
2018 Township Manager Recommended Budget

General Fund #01 | Public Works Park Maintenance

Radnor Township, PA
Public Works Department: Parks Maintenance
2018 Operating Budget Narrative



Department Summary:

The Public Works Department’s Parks Maintenance Division (PMD) maintains the Township’s twenty-five parks and recreational facilities, maintains the Radnor Trail as well as other trails in Skunk Hollow, Ithan Valley Park, and the Willows. This division also supports the Recreation and Community Programming Department for their events.

The Parks Maintenance Division also serves as the in-house tree division. The Parks Maintenance Division makes up half of our snow fighting group, as well as assists on leaf collection.

Service / Program Descriptions: Parks Maintenance

Name	Description
Grass Cutting, String Trimming, Flower Bed Maintenance, Shrubbery Trimming and Leaf Removal	The Parks Maintenance Division (PMD) is responsible for maintaining all Township owned parks, playgrounds and athletic fields. The Township’s parks are well maintained, and provide a great atmosphere for active and passive recreation, as well staging for many of the Recreation Department’s events and programs.
Athletic Field Maintenance	The Parks Maintenance Division of the Public Works Department strives to maintain the Township’s athletic fields at a high level. Weather permitting, ball fields are groomed three times per week, and athletic fields are cut two times per week.
Tree removal	The PMD performs our in-house tree work throughout the year. Township crews will remove trees within the township right-of-way and in our parks. For trees beyond our equipment’s capability, outside vendors are used. Parks Maintenance crews are also responsible to remove fallen trees on township roadways as a result of storm damage.
Miscellaneous	The Parks Department provides the following additional services: fence repairs and clearing, trash collection at playing fields and in the parks, cleaning and restocking all comfort stations, roadside mowing, maintenance of all picnic tables, grills and trash receptacles, cleaning of gutters on all township owned buildings, set up and clean up for the summer concert series and the maintenance of all gateway enhancement installations.

Radnor Township, PA
Public Works Department: Parks Maintenance
2018 Operating Budget Narrative



Line Item Descriptions: Parks Maintenance

Line Item	Description
Utilities	This line item funds the cost of all utilities associated with our parks, comfort stations and lighted ball fields. (Aqua Pa, PECO, Potty Queen)
Communications	This line item funds the cost of the Parks Maintenance Division's cell phones and truck radio maintenance and repairs. (Verizon)
Uniforms	This line item funds contractually obligated cost of tee shirts and sweatshirts, safety green. (Flocco's Discount Clothing)
Operating Supplies	This line item funds the cost of turf supplies, ball field clay (diamondtex), comfort station supplies, string trimmer line, safety supplies, fence repair parts, erosion blanket, wood carpet for tot lots, pitcher plates, bases, basketball nets and other miscellaneous landscape supplies. (Home Depot, Knowlton Supplies, Berwyn Lawn Mower, Lee's Power and Equipment, Lawn and Golf Supply, Cherry Valley Tractor)
Professional Development	This line item funds the cost of seminars on Playground Safety Inspections, required CEU's for pesticide and herbicide licensing, and other miscellaneous trade shows related to turf and playground maintenance.
Dues and Subscriptions	This line item funds memberships in the Pennsylvania Turf Council, Pesticide Licenses, and publications related to grounds maintenance.
Contractual Services	This line item funds the cost of maintenance contracts for the sprinkler system at Ditmar Park, and the fountains at the Willows. (Knox Rentals, Sharkey Sprinkler)
Maintenance and Repair Buildings and Fixtures	This line item funds repairs to comfort stations, playground equipment and other miscellaneous fixtures.
Maintenance and Repair Machinery and Equipment	This line item would fund the cost of repairs to tractors, mowers, blowers, brush chipper and other miscellaneous equipment. (Lee's Power & Equipment, New Holland Equipment, Berwyn Lawn Mower, Lawn & Golf, Cherry Valley Tractor)

Radnor Township, PA
2018 Township Manager Recommended Budget

General Fund #01 | Recreation and Community
Programming

**Radnor Township
Department Recreation & Community Programming
2017 Operating Budget Narrative**



Department of Recreation & Community Programming Responsibility:

The Radnor Township Department of Recreation & Community Programming is responsible for the administration of year-round recreational programming and community events for all ages and the operations and scheduling of Township facilities that include 26 parks (2 that are Radnor Township School District-owned), the Willows Mansion and Cottage (currently not in operation), Radnor Activity Center at Sulpizio Gymnasium, the Radnor Trail, and Radnor Skatepark. The Department also works in cooperation with the Public Works Department, who directly oversees the maintenance of these facilities. The Department aims to serve the best interest of all residents by offering an array of recreational opportunities and maintaining a secure environment that enhances the quality of life for members of the Radnor Township community.

Department Programs and Services:

Name	Description
<p>Recreational Programming and Events</p> <p>Department Time Concentration: 32.3%</p>	<p>A cornerstone of the high quality of life enjoyed by Radnor residents is a fantastic array of more than 125 recreation programs and community events annually for all of the Township’s residents. The recreational programming that is provided includes a wealth of activities, camps, community events, workshops, classes, initiatives, excursions, and discount tickets that are offered all year long and spans every age group. Annual participation totals an estimated 20,000. The Department’s creation and implementation of recreational programming is accomplished by using various facilities including Radnor Activity Center at Sulpizio Gymnasium, Township parks, Radnor Township School District schools, and other local public and private schools. The Department works in cooperation with various community sports and civic organizations, local businesses and vendors. Conceptual development of programming is a top priority for the Department along with conducting ongoing needs assessments and formal evaluations to measure success. Staff members are responsible for the overall direction, on-site management, safety management, coordination of logistics and set-up, and leadership for the vast program offering that is delivered to the Radnor community. Other Township Departments, such as Public Works and Police, also play a vital role in the success these activities.</p>
<p>Personnel and Vendor Management</p>	<p>The Director of the Department manages two full-time staff members; over 45 part-time, seasonal staff members; a seasonal internship program in cooperation with area colleges/universities; over 100 seasonal and contracted staff members and/or vendors; and program and event volunteers. The Department is responsible for the soliciting, hiring, supervising, and evaluating of all of these individuals and entities who provide leadership in the specific programming areas along with developing and managing the corresponding contractual agreements.</p>
<p>Inventory Management</p>	<p>The Department manages the procurement and organization for its operating equipment for program and activities such as sports supplies, arts and crafts supplies, first aid supplies, and apparel. It also prepares <i>Requests for Proposals</i> for applicable projects with specifications and details.</p>

**Radnor Township
Department Recreation & Community Programming
2017 Operating Budget Narrative**



<p>Department Services, Daily Communications, and Customer Service</p>	<p>Serve as a vast resource by providing information to the community and attend to inquiries by phone, email, and walk-ins each day on an array of Department recreational areas, community events, and local organizations and institutions.</p>
<p>Department Services and General Administration</p>	<p>Process and record programming and event registrations and receipts; process income receipts and documentation for all parks and recreational facilities (permitted usage at the RAC, park areas, and athletic fields); conduct all associated financial deposits each day; process and develop purchase requisitions, purchase orders, process invoices, and check requests; provide financial and usage analyses for all areas of Department services. Continually conduct processes and policies for Department efficiency and success.</p>
<p>Administrative Policies and Processes</p>	<p>The Department continually develops its administrative policies and procedures along with reviewing risk for all its related services.</p>
<p>Marketing and Advertising</p> <p>Department Time Concentration: 6%</p>	<p>The Department has constructed a plan for the marketing of all areas of programming and for its facilities and parks in order to continually increase the presence within the community. Avenues for dissemination of information are continually evaluated for new ideas and implementation into its marketing plan. It graphically designs many year-round publications and flyers for distribution that includes a seasonal activities brochure for the fall, winter/spring, and summer and provides information and input to the development of the Township Newsletter that is published throughout the year. The Department maintains distribution listings and relationships within the community that aide in distributing marketing materials. The Department maintains all of its related areas of the Township website and constructs and distributes its own electronic communications to subscribers on a monthly basis. The Department develops and films segments for the Radnor 411 Community Television Show. It also oversees the Township's Advertising Policy & Plan, inclusive of many areas such as the Township website.</p>
<p>Sponsorships and Partnerships</p> <p>Department Time Concentration: 5.3%</p>	<p>Identification and management of sponsorship and partnership opportunities for Department/Township programming and projects that totals more than 150 organizations and businesses annually. Includes direct communications to businesses, organizations, and individuals regarding the available sponsorship opportunities for contributions that are monetary, in-kind, and service-oriented along with the accompanying benefits, agreement development, coordination, and evaluation of each. Development of community-based relationships and partnerships that serve as a benefit to the Department and to the overall success of the Radnor community for local organizations, businesses, and individuals. These take the form of collaborations in event delivery, promotional synergies, and other strategic cooperative ventures. This area also includes the development of public-private partnership opportunities relative to Township programming and events as well as parks and recreation facilities, under the approval and direction of the Board of Commissioners.</p>

**Radnor Township
Department Recreation & Community Programming
2017 Operating Budget Narrative**



<p>Special Projects and Department Development</p> <p>Department Time Concentration: 10.5%</p>	<p>Management of current parks and recreation facility-related projects along with special programming and event projects. Research and evaluation of new and existing information relative to the Department's operations and practices. Exploring new methods that will enhance efficiency and advance the Department's service delivery such as online registration, facility management processes, health and wellness initiatives, public-private partnerships, and the capital planning for parks and recreation facilities.</p>
<p>Planning and Goal Setting</p>	<p>Work with supervisors to develop short- and long-term priorities and set goals towards achievement. Develop plans for maintenance and operation of parks and recreational facilities. Identify, develop, and maintain recreational interests and improvements in the community along with providing guidelines for quality control of programs. Work with residents to meet their recreational needs. Develop and implement year-round recreational pursuits for residents of all ages.</p>
<p>Budgeting and Financial Monitoring</p>	<p>Provide long- and short-term guidance and leadership in the preparation of the operating budget for <i>Recreation Administration, Recreational Programming, and the Sulpizio Gym</i> areas. Work with the Administration and Parks & Recreation Board under the guidance of the Board of Commissioners to provide capital budget recommendations relative to all parks and recreation facilities. Monitor revenues and expenditures throughout the year in order to keep the Department on track with achieving financial goals and overseeing cost containment. Track Department staff member time allocations relative to Department service areas.</p>
<p>Reporting and Analyses</p>	<p>Providing weekly, monthly, annual, and as needed summaries related to the performance of all areas of Department operations and services. Construct analysis of various Department performance areas.</p>
<p>Research and Networking</p>	<p>The Department works with other professionals within the municipal recreation field and other related recreational organizations in order to identify and evaluate new practices and ideas that could potentially be adapted by the Department. The Department utilizes the networking ability within the PEN (Programmer's Exchange Network), PRPS (PA Recreation and Parks Society) and NRPA (National Recreation Parks & Recreation Association) organizations along with local recreation professionals. Independent research is also conducted for beneficial information integral to advancing the Department and Township.</p>
<p>Parks and Recreational Facilities Operations and Maintenance</p> <p>Department Time Concentration: 34.3%</p>	<p>The Radnor Township park system includes 26 parks (two of which are Radnor Township School District-owned) with over 400 acres, including Township wooded and open space lots, both active recreational amenities, such as playgrounds and athletic fields, and passive recreational features, like scenic views and natural landscapes for the recreational pleasure of Radnor Township residents. The Radnor Trail is a 2.4-mile-long fitness and walking trail with several access points. Radnor Skatepark is a public skatepark with several</p>

**Radnor Township
Department Recreation & Community Programming
2017 Operating Budget Narrative**



	<p>standard ramp/box features such as quarterpipes, handrails and a pyramid ramp. The park system is scheduled and operated primarily by the Recreation Department and maintained by the Public Works Department. The two Departments often work closely to identify and address recreational needs, facility usage areas, general maintenance needs, and capital improvement projects.</p>
<p>Parks, Facilities, and Athletic Field Scheduling</p>	<p>The Department schedules all of the activities and permitted usage that take place within Township parks and recreational facilities – these include group picnics, pavilion rentals, tennis court rentals, community events, athletic fields, Radnor Memorial Turf field lights, and usage of Radnor Activity Center. The Department also reserves facilities for its programming usage at Radnor Township School District schools and at local private schools and facilities. More than 35 facilities are scheduled by the Department and it serves as the direct liaison to over 75 user groups/institutions throughout this year-long process. There is continued evaluation underway of the policies for usage and fee allocation/identification.</p>
<p>The Willows Park, Mansion, and Cottage</p>	<p>The Willows Property is a 47-acre estate owned by Radnor Township that includes the Willows Park, Mansion and Cottage.</p> <p>There is continued evaluation by the Board of Commissioners to find a viable use for the Willows Mansion & Cottage that will allow for its continued public use, public usage of the park with minimal impacts, building improvements to ensure code compliance consistent with intended use, and building updates.</p> <p>The Department oversees many components of park including the permitted usage of the picnic areas and community events and programs each year. It also coordinates improvements and maintenance with the Public Works Department.</p>
<p>Radnor Activity Center at Sulpizio Gymnasium</p>	<p>The Radnor Activity Center (RAC) at Sulpizio Gym has been leased to the Township by Radnor Township School District for use by the Department for programming. Once part of the old Radnor Middle School, Sulpizio Gym was renovated in 2008 for use by community residents and organizations. The facility is a full size, multi-purpose gymnasium that is available to rent for various usages including birthday parties, special events, basketball leagues, soccer leagues, and exercise groups. It is used by the Recreation Department to offer an array of programming for all ages. Cooperation takes place with the Public Works Department to identify and address recreational needs, general maintenance needs, and capital improvement projects within the facility.</p>
<p>Community Projects and Programming</p> <p>Department Time Concentration: 5.3%</p>	<p>The Department coordinates and supports a variety community programs and projects that have varying levels of involvement and development. This includes Eagle Scout projects, park and trail cleanups, service projects, fundraisers, community events, walks/runs, and programming delivered by the community sports and civic organizations and other recreational services that are available to the residents of Radnor Township.</p>

**Radnor Township
Department Recreation & Community Programming
2017 Operating Budget Narrative**



<p>Community Sports and Civic Organizations</p>	<p>The Department serves as a direct liaison to the Community Sports and Civic Organizations within the Township. Sports programs are available for several types of athletic interests - Radnor Soccer Club, Radnor Wayne Little League (including tee ball, baseball, and softball), Radnor Boys & Girls Lacrosse, Radnor Youth Basketball, and Radnor Aquatics Club. Components of each organization is operated by volunteers both independent and under the auspices of the Department, particularly for facility needs. Civic programs include Wayne Senior Center, Wayne Art Center and Radnor Memorial Library. The Department provides information on these organizations to the community, publishes and distributes promotional literature, and partners to offer various activities and special events.</p>
<p>Committees/Boards</p> <p>Department Time Concentration: 6.3%</p>	<p>The Department participates in several internal and external committees and governing boards. It works closely with both members of the Board of Commissioners and Parks and Recreation Board who advises and serves as a portal to the community by providing guidance and focus that helps achieve short- and long-term goals and objectives. Department staff members also serve on various boards and committees including the Wayne Senior Center Board, Township Safety Committee, Township Staff Ethics Committee, and the Radnor Run Committee.</p>

Department Line Item Descriptions:

Recreation Administration

Line Item	Description
<p>Office Supplies 01-005-450-4240</p>	<p>Covers items or products needed for completion of daily office work such as paper, pens, pencils, tape, ink cartridges, labels, folders, binders, envelopes, board nameplates; copier machine, paper supply, checks supply, and website expense portion of the Department.</p>
<p>Postage 01-005-450-4245</p>	<p>Covers mailings done through the office.</p>
<p>Professional Development 01-005-450-4340</p>	<p>Allocates funding for classes, seminars, conferences or expos that would expand staff knowledge and provide useful information applicable to vast areas of Department services. Vendors include, but are not limited to, the PA Recreation & Parks Society and the Main Line Chamber of Commerce.</p>
<p>Dues and Subscriptions 01-005-450-4345</p>	<p>Allocates funding to provide membership in state and national associations and opportunity to attend state and national conferences and seminars; includes subscriptions to magazines or circulars that expand staff knowledge and provide useful information applicable to vast areas of Department services. Vendors include, but are not limited to, the Pennsylvania Recreation & Parks Society, National Recreation and Parks Association, Main Line Chamber of Commerce, and the Arbor Day Association.</p>

**Radnor Township
Department Recreation & Community Programming
2017 Operating Budget Narrative**



Line Item	Description
Gas, Oil & Lubricants 01-005-450-4510	Allocates funding to cover gas and fluids for Department vehicle.
Tires, Batteries and Accessories 01-005-450-4520	Allocates funding to cover tires, batteries and additional accessories for Department vehicle.
Repair Parts 01-005-450-4530	Allocates funding to cover parts for Department vehicle.
Contracted Maintenance and Repairs 01-005-450-4540	Allocates funding to cover maintenance and parts for Department vehicle.

Recreation Programs

Line Item	Description
Salaries: Part-Time 01-005-454-4010	Includes summer staff needed to lead and supervise summer camps; part-time staff needed to coordinate and lead seasonal programs, special events and excursions, assist with office operations and conduct special projects, and offer programs that require specialized skills and qualifications in order to teach special classes, activities, camps, and programs. The resources utilized in this area require the establishment of program/event proceeds or sponsorships to cover full amount of cost and expenditures vary based on the establishment of those proceeds.
Recreation Supplies 01-005-454-4260	Includes items necessary for operations of programs and events such as sports equipment, first aid supplies, arts and crafts supplies, signage, apparel, brochures, park parts and hardware such as keys for storage and bathrooms and other miscellaneous recreation supplies. Since programming takes place on an ongoing basis for the Department, vendors and purchasing needs are subject to change based on the variables associated with development, planning, and participation. The majority of the items utilized in this area require the establishment of program/event proceeds or sponsorships to cover full amount of cost and expenditures vary based on the establishment of those proceeds.
Rentals 01-005-454-4330	Allocates funding for Department rentals and items such as facility rental fees for seasonal programs that take place at Radnor Township School District Facilities, transportation for seasonal trips and Radnor Day Camp trips, specialty vendors for community events such as entertainment, audio visual, portable toilettes, and lighting. Since programming takes place on an ongoing basis for the Department, vendors and purchasing needs are subject to change based on the variables associated with development, planning, and participation. The items utilized in this area require the establishment of program/event proceeds or sponsorships

**Radnor Township
Department Recreation & Community Programming
2017 Operating Budget Narrative**



Line Item	Description
	to cover full amount of cost and expenditures vary based on the establishment of those proceeds.
Contractual Services 01-005-454-4360	Services that require outside support vendors or individuals with specialized skills such as instructors and vendors for programming and events - theatre, music, performance, entertainment, sports instruction, licensing fees through agencies, online registration services, cellular phone services for applicable Department staff; Pennsylvania Recreation & Parks Society discount ticket program fees or other discount ticket program fees, general ticket fees for destinations such as annual US Open trip; seasonal employee drug testing, background checks, and job advertising fees. Since programming takes place on an ongoing basis for the Department, vendors and purchasing needs are subject to change based on the variables associated with development, planning, and participation. The items utilized in this area require the establishment of program/event proceeds or sponsorships to cover full amount of cost and expenditures vary based on the establishment of those proceeds.

Sulpizio Gym

Line Item	Description
Utilities 01-005-455-4210	Allocates funding to cover building utility bills such as water, electric, and gas.
Communications 01-005-455-4220	Allocates funding to cover internal phone lines that are needed for the fire/intrusion alarm system, internet that is needed for the remote electronic system for doors, and related expenses or repairs.
Office Supplies 01-005-455-4240	<i>This line item was originally created in the facility's operating pro-forma but is currently not being utilized and is designated as \$0 for 2018.</i>
Operating Supplies 01-005-455-4250	Covers funding for minor building operational parts, hardware and cleaning supplies; scoreboard supplies, and recreational programming equipment. Since programming takes place on an ongoing basis for the Recreation Department, vendors and purchasing needs are subject to change based on the variables associated with development, planning, and participation. The programming/event items utilized in this area require the establishment of program/event proceeds or sponsorships to cover full amount of cost and expenditures vary based on the establishment of those proceeds.
Salaries: Part-Time 01-005-455-4010	<i>This line item was originally created in the facility's operating pro-forma but is currently not being utilized and is designated as \$0 for 2018.</i>

**Radnor Township
 Department Recreation & Community Programming
 2017 Operating Budget Narrative**



Line Item	Description
Contractual Services 01-005-455-4360	<p>Services that require outside services or vendors related to programming and the building such as instructors and vendors that have specialized skills and qualifications for the delivery of programming, performers and vendors for special events, referees, water filtration system and water testing for the water fountains, building fire alarm and security services, online registration for applicable programs. Since programming takes place on an ongoing basis for the Department, vendors and purchasing needs are subject to change based on the variables associated with development, planning, and participation. The programming/event items utilized in this area require the establishment of program/event proceeds or sponsorships to cover full amount of cost and expenditures vary based on the establishment of those proceeds.</p>
Maintenance and Repair: Buildings and Fixtures 01-005-455-4420	<p>Allocates funding to repair, replace, and maintain building items such as plumbing and bathroom fixtures, electrical needs, and equipment such as bleachers and baskets, doorway configurations by security company, supplies for floor refinishing and cleaning, hardware supplies such as keys.</p>
Maintenance and Repair: Machines and Equipment 01-005-455-4430	<p>Allocates funding to repair, replace, and maintain building machines and equipment such as HVAC, etc.</p>

Radnor Township, PA
2018 Township Manager Recommended Budget

General Fund #01 | Shade Tree Management

Radnor Township, PA
2018 Township Manager Recommended Budget

General Fund #01 | Community Organization
Contributions

Radnor Township, PA
2018 Township Manager Recommended Budget

General Fund #01 | Retiree Benefits and Insurances

Radnor Township, PA
2018 Township Manager Recommended Budget

General Fund #01 | Transfers Out to Other Funds

Radnor Township, PA
2018 Township Manager Recommended Budget

General Fund #01 | Complete Fund Line Item Detail

Radnor Township, PA
General Fund (#01) Budget Worksheet

Account Description	Actual	Actual	Actual	BOC Original Budget	BOC Amended Budget	Full Year Forecast		Township Manager Recommended Budget	
	2014	2015	2016	2017	2017	2017	%Δ	2018	%Δ
REVENUES:									
Real Estate Taxes:									
Current Year - Discount	(215,308)	(215,658)	(227,552)	(228,672)	(228,672)	(232,129)	2%	(233,400)	n/a
Current Year - Face	11,726,589	11,679,700	12,317,994	12,405,161	12,405,161	12,498,549	1%	12,567,200	1%
Current Year - Penalties	34,640	29,533	36,838	54,307	54,307	42,747	16%	54,000	-26%
Prior Year	89,055	71,684	118,417	92,056	92,056	128,581	9%	130,000	1%
Delinquent	110,445	144,955	135,711	121,152	121,152	115,501	-15%	120,000	4%
Interim	58,008	63,128	129,910	58,301	58,301	50,529	-61%	75,000	48%
Total Real Estate Taxes	\$ 11,803,429	\$ 11,773,342	\$ 12,511,317	\$ 12,502,305	\$ 12,502,305	\$ 12,603,778		\$ 12,712,800	
	\$ 82,635	\$ (30,087)	\$ 737,975	\$ (9,011)	\$ (9,011)	\$ 92,461		\$ 109,022	
	1%	0%	6%	0%	0%	1%		1%	
Local Enabling Taxes									
Realty Transfer Tax	2,120,819	2,872,989	2,270,040	2,250,000	2,250,000	2,556,005	13% N	2,581,575	1%
Mercantile Tax	1,368,319	1,263,739	1,235,008	1,338,300	1,338,300	1,128,793	-9% N	1,157,000	2%
Mercantile Tax: Discovery Firm	28,349	2,159	10,799	15,743	15,743	-	-100% N	-	n/a
Local Services Tax	909,874	1,019,034	1,050,285	983,000	983,000	1,028,891	-2% N	1,029,200	0%
Amusement Tax	37,856	23,762	44,111	37,000	37,000	22,790	-48% N	25,000	10%
Business Privilege Tax	8,450,850	8,578,831	8,459,212	8,941,800	8,941,800	9,180,134	9% N	9,386,700	2%
Business Privilege Tax: Discovery Firm	136,436	67,729	105,505	118,945	118,945	92,489	-12% N	94,570	2%
Mercantile - Audit	-	63,000	89,378	50,000	50,000	-	-100% N	50,000	n/a
Business Privilege - Audit	495,754	763,385	484,237	450,000	450,000	597,806	23%	450,000	-25%
Attorney Fee Reimbursements	2,341	-	-	5,000	5,000	-	n/a	-	n/a
Total Local Enabling Taxes	\$ 13,550,597	\$ 14,654,627	\$ 13,748,575	\$ 14,189,788	\$ 14,189,788	\$ 14,606,909		\$ 14,774,045	
	\$ (889,444)	\$ 1,104,030	\$ (906,053)	\$ 441,213	\$ 441,213	\$ 858,334		\$ 167,137	
	-6%	8%	-6%	3%	3%	6%		1%	
License and Permits									
Contractor License Revenue	39,978	39,400	35,650	38,000	38,000	35,631	0%	35,900	1%
Plan Review Fees	29,254	32,220	32,615	29,000	29,000	32,108	-2%	32,400	1%
Zoning	8,948	9,625	9,390	9,000	9,000	9,191	-2%	9,200	0%
Beverage	11,100	11,550	10,950	12,000	12,000	11,700	7%	11,800	1%
UCC Act 45 Transfer	6,316	(3,192)	(280)	-	-	(3,168)	1031%	-	n/a
Building	1,143,189	1,426,187	1,345,687	1,079,000	1,079,000	2,445,885	82%	1,355,500	-45%
Mechanical	63,643	79,285	60,940	66,000	66,000	144,470	137%	66,000	-54%
Street Opening	320	450	8,090	5,000	5,000	21,488	166%	5,000	-77%
Subdivision Fees	64,350	19,250	38,100	20,000	20,000	21,471	-44%	20,000	-7%
Public Works & Engineering Fees	185,650	159,451	218,930	239,000	239,000	180,436	-18%	225,000	25%
Professional Services Reimbursement	672,888	785,250	320,763	307,500	307,500	115,241	-64%	307,500	167%
Housing	173,340	176,885	191,190	173,000	173,000	194,791	2%	200,000	3%
Health	91,031	93,430	81,229	80,000	80,000	85,451	5%	90,000	5%
Burning	1,300	950	600	1,000	1,000	833	39%	1,000	20%
Plumbing	82,393	68,636	69,093	75,000	75,000	83,575	21%	75,000	-10%
Electrical	137,764	249,586	195,388	140,000	140,000	558,154	186%	180,000	-68%
HARB	1,149	1,000	1,100	1,000	1,000	1,218	11%	1,200	-1%
DRB	16,600	13,300	12,100	15,000	15,000	9,485	-22%	15,000	58%
Sewage Enforcement Fees	7,885	4,500	6,785	8,000	8,000	8,206	21%	10,000	22%
ZHC - Residential	8,000	11,800	7,450	9,000	9,000	8,062	8%	9,000	12%
ZHC - Non-Residential	7,805	8,900	10,550	8,000	8,000	12,864	22%	8,000	-38%
Cable TV Franchise Fees	679,659	684,975	693,831	725,000	725,000	699,849	1%	725,000	4%
Right-of-Way Fees	5,808	5,808	511	3,000	3,000	9,038	1669%	6,000	-34%
Film Permits	1,750	1,000	1,250	1,700	1,700	2,430	94%	1,700	-30%
Certificate of Occupancy Transfer Fee	64,000	63,110	74,200	64,000	64,000	64,770	-13%	64,000	-1%
Total License and Permits	\$ 3,504,119	\$ 3,943,356	\$ 3,426,111	\$ 3,108,200	\$ 3,108,200	\$ 4,753,180		\$ 3,454,200	
	\$ 793,282	\$ 439,236	\$ (517,244)	\$ (317,911)	\$ (317,911)	\$ 1,327,069		\$ (1,298,980)	
	29%	13%	-13%	-9%	-9%	39%		-27%	

Radnor Township, PA
General Fund (#01) Budget Worksheet

Account Description	Actual	Actual	Actual	BOC Original Budget	BOC Amended Budget	Full Year Forecast		Township Manager Recommended Budget	
	2014	2015	2016	2017	2017	2017	%Δ	2018	%Δ
Fines and Costs									
Police	525,422	347,229	318,528	475,000	475,000	310,210	-3%	375,000	21%
District Justice	226,364	206,489	192,916	225,000	225,000	186,652	-3%	225,000	21%
Total Fines and Costs	\$ 751,786	\$ 553,718	\$ 511,443	\$ 700,000	\$ 700,000	\$ 496,862		\$ 600,000	
	\$ 130,187	\$ (198,068)	\$ (42,275)	\$ 188,557	\$ 188,557	\$ (14,581)		\$ 103,138	
	21%	-26%	-8%	37%	37%	-3%		21%	
Interest and Rents									
Interest Earnings	105,047	145,461	195,722	190,000	190,000	190,691	-3%	200,000	5%
Property & Equipment	139,075	100,473	119,593	130,000	130,000	121,250	1%	150,000	24%
Total Interest and Rents	\$ 244,121	\$ 245,934	\$ 315,314	\$ 320,000	\$ 320,000	\$ 311,941		\$ 350,000	
	\$ 38,644	\$ 1,812	\$ 69,381	\$ 4,686	\$ 4,686	\$ (3,373)		\$ 38,059	
	19%	1%	28%	1%	1%	-1%		12%	
Grants and Gifts									
Payments In Lieu of Taxes	54,436	45,453	55,594	47,000	47,000	51,088	-8%	51,000	0%
Public Utility Realty Tax	34,188	30,324	30,890	28,000	28,000	28,000	-9%	30,000	7%
Federal, State & County	56,455	158,497	168,252	150,000	150,000	107,109	-36%	170,000	59%
State Pension Aid	616,356	627,934	691,794	700,000	700,000	738,709	7%	750,000	2%
Crossing Guard Contributions (RTSD)	-	-	-	-	-	49,668	n/a	-	-100%
County Highway Aid	36,720	36,720	73,440	36,720	36,720	-	-100%	36,720	n/a
State Snow Removal	-	132,999	67,193	54,000	54,000	54,000	-20%	60,000	11%
Public Access Grant	-	57,405	57,405	57,000	57,000	56,059	-2%	56,059	0%
Shade Tree Contributions	-	-	-	-	-	-	n/a	-	n/a
Grounds Maintenance Agreement	-	-	-	-	-	-	n/a	-	n/a
Volunteer Fire Relief Aid	369,768	356,587	352,921	350,000	350,000	317,067	-10%	350,000	10%
Police Drug Task Force Reimb.	14,347	9,602	17,129	17,500	17,500	1,153	-93%	17,500	1417%
Total Grants and Gifts	\$ 1,182,271	\$ 1,455,521	\$ 1,514,618	\$ 1,440,220	\$ 1,440,220	\$ 1,402,853		\$ 1,521,279	
	\$ (253,747)	\$ 273,250	\$ 59,097	\$ (74,398)	\$ (74,398)	\$ (111,764)		\$ 118,426	
	-18%	23%	4%	-5%	-5%	-7%		8%	
Departmental Earnings									
Parking Meters - Kiosks	435,814	413,735	464,505	500,000	500,000	462,773	0%	525,000	13%
Parking Meters - Church	26,295	(7,327)	-	94,000	94,000	-	n/a	-	n/a
Alarm System Fees	17,397	11,000	15,470	15,000	15,000	20,485	32%	20,000	-2%
Police Extra Duty	246,279	350,040	360,643	340,000	340,000	378,861	5%	340,000	-10%
Recreation Fees	542,967	425,316	522,974	400,000	400,000	467,797	-11%	400,000	-14%
Prepaid Parking	43,018	41,125	32,576	30,000	30,000	26,794	-18%	30,000	12%
Meter Bags	2,870	2,130	660	2,500	2,500	4,200	536%	3,000	-29%
Police Parking Permit	10,238	8,195	10,290	10,500	10,500	9,279	-10%	10,500	13%
Rear Door Trash Fee	101,335	105,755	93,240	95,000	95,000	92,059	-1%	90,000	-2%
Refuse Collection Fee	31,850	32,135	36,605	37,000	37,000	37,981	4%	40,000	5%
Sulpizio Gym Fees	30,930	37,544	38,775	40,000	40,000	41,706	8%	40,000	-4%
Police Service Fees	33,484	32,472	38,570	40,000	40,000	39,253	2%	40,000	2%
Police Live Scan Fees	18,481	11,205	23,530	15,000	15,000	18,894	-20%	15,000	-21%
Recreation Sponsorship/ Adv. Rev.	61,880	66,830	72,050	65,000	65,000	74,306	3%	65,000	-13%
Kiosk Advertising	-	-	-	-	-	-	n/a	-	n/a
Total Departmental Earnings	\$ 1,602,838	\$ 1,530,155	\$ 1,709,887	\$ 1,684,000	\$ 1,684,000	\$ 1,674,387		\$ 1,618,500	
	\$ 13,159	\$ (72,684)	\$ 179,732	\$ (25,887)	\$ (25,887)	\$ (35,500)		\$ (55,887)	
	1%	-5%	12%	-2%	-2%	-2%		-3%	

Radnor Township, PA
General Fund (#01) Budget Worksheet

Account Description	Actual	Actual	Actual	BOC Original Budget	BOC Amended Budget	Full Year Forecast		Township Manager Recommended Budget	
	2014	2015	2016	2017	2017	2017	%Δ	2018	%Δ
Miscellaneous									
Insurance Refunds	-	-	7,778	-	-	18,620	139%	-	-100%
Sale of Property, Equipment	-	-	5,165	-	-	-	-100%	-	n/a
Premium Payments - Flex	543	6,259	2,340	-	-	(9,998)	-527%	-	n/a
Miscellaneous	27,817	197,357	141,165	100,000	100,000	107,851	-24%	150,000	39%
Premium Payments	141,066	151,414	153,929	160,000	160,000	107,659	-30%	100,000	-7%
Advertising & Sponsorship Fees	1,200	-	-	1,000	1,000	250	n/a	1,000	300%
Cash Over / Short	(1,296)	(55)	21	-	-	(92)	-541%	-	n/a
Sale of Recycled Materials	16,193	3,751	2,100	-	-	3,958	88%	-	-100%
Federal Medical Subsidy	66,348	70,656	62,617	65,000	65,000	56,827	-9%	65,000	14%
Tax Anticipation Revenue Notes	-	-	-	-	-	-	n/a	-	n/a
Total Miscellaneous	\$ 251,870	\$ 429,382	\$ 375,115	\$ 326,000	\$ 326,000	\$ 285,076		\$ 316,000	
	\$ (74,517)	\$ 177,512	\$ (54,267)	\$ (49,115)	\$ (49,115)	\$ (90,039)		\$ 30,924	
	-23%	70%	-13%	-13%	-13%	-24%		11%	
Transfers In									
Transfer In: Sewer Overhead	-	-	-	-	-	-	n/a	-	n/a
Transfer In: Sewer Fund	-	-	-	-	-	-	n/a	-	n/a
Transfer In: Liquid Fuels Fund	-	-	-	-	-	-	n/a	-	n/a
Transfer In: Capital Improvement Fund	-	-	-	-	-	-	n/a	-	n/a
Transfer In: Park & Open Space Fund	-	-	-	29,480	29,480	29,480	n/a	29,480	0%
Transfer In: Willows Fund	-	-	-	-	-	-	n/a	-	n/a
Total Transfers In	\$ -	\$ -	\$ -	\$ 29,480	\$ 29,480	\$ 29,480		\$ 29,480	
	\$ -	\$ -	\$ -	\$ 29,480	\$ 29,480	\$ 29,480		\$ -	
	n/a	n/a	n/a	n/a	n/a	n/a		0%	
TOTAL GENERAL FUND REVENUE	\$ 32,891,032	\$ 34,586,033	\$ 34,112,379	\$ 34,299,993	\$ 34,299,993	\$ 36,164,466		\$ 35,376,304	
	\$ (159,801)	\$ 1,695,001	\$ (473,654)	\$ (286,040)	\$ (286,040)	\$ 1,578,433		\$ (788,162)	
	0%	5%	-1%	-1%	-1%	5%		-2%	

Radnor Township, PA
General Fund (#01) Budget Worksheet

Account Description	Actual	Actual	Actual	BOC Original Budget	BOC Amended Budget	Full Year Forecast		Township Manager Recommended Budget	
	2014	2015	2016	2017	2017	2017	%Δ	2018	%Δ
ADMINISTRATION									
Salaries	286,272	280,153	289,559	289,632	289,632	263,273	-9%	284,624	8%
Social Security Taxes	20,597	20,030	20,622	17,853	17,853	18,743	-9%	17,469	-7%
Workers' Compensation	2,062	2,491	2,615	2,098	2,136	1,913	-27%	2,062	8%
Pension Benefits	20,555	22,619	22,038	11,662	11,662	11,662	-47%	8,474	-27%
Health Benefits	35,368	35,289	34,984	36,851	36,851	32,280	-8%	11,060	-66%
Life & Disability Insurance	2,319	2,289	2,325	2,340	2,340	2,072	-11%	2,355	14%
Office Supplies	2,541	3,813	1,981	3,100	5,138	4,949	150%	3,100	-37%
Postage	8,123	6,723	2,301	10,558	10,558	1,222	-47%	2,000	64%
Advertising & Printing	15,326	21,567	20,257	22,100	22,100	10,378	-49%	22,100	113%
Professional Development	-	3,922	10,180	750	750	906	-91%	750	-17%
Dues & Subscriptions	-	1,400	2,250	2,900	2,900	1,400	-38%	2,900	107%
Contractual Services	105,688	25,919	37,498	35,000	35,000	16,929	-55%	35,000	107%
Comprehensive Plan Update (2016)	-	-	-	50,000	50,000	12,500	n/a	50,000	300%
Legal Services - General (solicitor)	175,281	174,771	229,267	250,000	264,148	237,683	4%	250,000	5%
Legal Services - Special (Labor + Other)	245,229	179,443	222,178	150,000	163,008	293,731	32%	150,000	-49%
Miscellaneous	10,675	9,689	24,721	15,000	17,148	24,847	1%	50,000	101%
Minor Office Equipment	-	4,967	51	5,000	5,000	1,513	2874%	5,000	230%
TOTAL ADMINISTRATION	\$ 930,037	\$ 795,085	\$ 922,828	\$ 904,842	\$ 936,222	\$ 936,002		\$ 896,894	
\$ Δ	\$ 90,950	\$ (134,952)	\$ 127,743	\$ (17,986)	\$ 13,394	\$ 13,174		\$ (39,108)	
% Δ	11%	-15%	16%	-2%	1%	1%		-4%	
			*						
FINANCE									
Salaries	522,533	528,532	537,810	549,393	549,393	537,311	0%	570,040	6%
Longevity	8,209	9,007	9,805	10,603	10,603	11,359	16%	13,080	15%
Sick Pay Bonus	827	746	711	617	617	734	3%	734	0%
Medical Exp. Reimbursements	166	166	166	166	166	166	0%	166	0%
Social Security Taxes	38,292	38,743	39,359	40,194	40,194	40,352	3%	41,706	3%
Workers' Compensation	3,776	4,623	5,021	4,060	4,133	3,701	-26%	4,231	14%
Pension Allocation	103,293	99,303	89,166	66,062	66,062	66,062	-26%	52,186	-21%
Medical Insurance Premiums	141,446	141,289	142,843	147,541	147,541	135,976	-5%	132,335	-3%
Group, Life & Disability Insurance	4,816	4,877	4,996	4,969	4,969	4,565	-9%	5,157	13%
Office Supplies	3,709	3,736	3,903	4,250	5,033	4,442	14%	4,250	-4%
Postage	5,451	4,924	6,317	5,000	5,000	5,438	-14%	5,000	-8%
Credit Card Fees	44	498	18	1,200	1,200	1,283	7221%	1,900	48%
Bond Premium	2,119	2,119	2,119	2,175	2,175	2,119	0%	2,175	3%
Professional Development	784	1,215	4,005	500	500	2,742	-32%	500	-82%
Dues & Subscriptions	2,331	2,367	1,539	2,200	2,200	2,719	77%	2,200	-19%
Contractual Services	66,720	83,763	50,659	40,000	74,959	86,836	71%	40,000	-54%
Professional Services	36,575	39,043	34,997	37,150	37,150	28,553	-18%	37,150	30%
Act 511 - Legal Services	62,299	29,572	37,825	50,000	63,103	34,557	-9%	50,000	45%
Act 511 - Audit Services	80,752	85,504	182,085	95,000	157,024	154,671	-15%	95,000	-39%
Act 511 - Discovery Service Contract	28,225	1,380	97,169	33,672	33,672	13,459	-86%	30,000	123%
Minor Office Equipment	686	410	846	1,000	1,000	-	-100%	1,000	n/a
TOTAL FINANCE	\$ 1,113,052	\$ 1,081,818	\$ 1,251,359	\$ 1,095,753	\$ 1,206,696	\$ 1,137,045		\$ 1,088,810	
\$ Δ	\$ 43,216	\$ (31,234)	\$ 169,541	\$ (155,606)	\$ (44,663)	\$ (114,313)		\$ (48,235)	
% Δ	4%	-3%	16%	-12%	-4%	-9%		-4%	

Radnor Township, PA
General Fund (#01) Budget Worksheet

Account Description	Actual	Actual	Actual	BOC Original Budget	BOC Amended Budget	Full Year Forecast		Township Manager Recommended Budget	
	2014	2015	2016	2017	2017	2017	%Δ	2018	%Δ
TREASURER									
Salaries	27,000	26,000	26,000	26,000	26,000	26,000	0%	26,000	0%
Social Security Taxes	1,949	1,876	1,872	1,989	1,989	1,873	0%	1,989	6%
Workers' Compensation	196	264	239	188	192	171	-28%	188	10%
Office Supplies	1,148	1,338	1,330	1,230	1,230	1,602	20%	2,000	25%
Postage	8,676	143	4,331	4,546	8,946	4,236	-2%	4,400	4%
Bond Premium	-	-	-	4,818	4,818	1,205	n/a	2,500	108%
Dues & Subscriptions	112	308	(20)	50	50	70	-450%	100	43%
Contractual Services	2,768	2,777	2,828	2,870	2,870	2,783	-2%	2,800	1%
Minor Office Equipment	-	-	-	-	-	-	n/a	1,000	n/a
TOTAL TREASURER	\$ 41,848	\$ 32,707	\$ 36,580	\$ 41,691	\$ 46,095	\$ 37,941		\$ 40,977	
\$ Δ	\$ 1,777	\$ (9,142)	\$ 3,874	\$ 5,111	\$ 9,514	\$ 1,360		\$ 3,036	
% Δ	4%	-22%	12%	14%	26%	4%		8%	
INFORMATION TECHNOLOGY									
Salaries	131,764	132,849	137,068	147,800	147,800	143,229	4%	168,044	17%
Longevity	3,700	4,300	4,900	2,600	2,600	4,330	-12%	6,950	61%
Sick Pay Bonus	700	700	700	375	375	700	0%	700	0%
Medical Exp. Reimbursements	100	100	100	200	200	100	0%	200	100%
Social Security Taxes	9,824	9,950	10,281	11,549	11,549	11,074	8%	13,456	22%
Workers' Compensation	991	1,201	1,290	1,093	1,112	996	-23%	1,273	28%
Pension Allocation	26,257	25,824	23,098	16,313	16,313	16,313	-29%	13,495	-17%
Medical Insurance Premiums	31,776	31,600	36,710	50,024	50,024	44,341	21%	42,619	-4%
Group, Life & Disability Insurance	1,229	1,238	1,280	1,448	1,448	1,174	-8%	1,576	34%
Office Supplies	413	329	392	500	500	251	-36%	500	99%
Operating Supplies	11,692	8,238	6,174	10,000	11,278	8,093	31%	10,000	24%
Professional Development	-	360	25	2,500	2,500	248	892%	3,000	1110%
Dues & Subscriptions	-	-	-	-	-	-	n/a	-	n/a
Contractual Services	107,540	92,547	108,178	100,000	107,313	109,523	1%	100,000	-9%
Minor Office Equipment	862	556	-	850	850	571	n/a	850	49%
Contracted Maint. & Repairs	-	-	-	-	-	1,015	n/a	-	-100%
TOTAL INFORMATION TECHNOLOGY	\$ 326,849	\$ 309,791	\$ 330,196	\$ 345,253	\$ 353,863	\$ 341,959		\$ 362,663	
\$ Δ	\$ 51,465	\$ (17,059)	\$ 20,405	\$ 15,057	\$ 23,667	\$ 11,763		\$ 20,704	
% Δ	19%	-5%	7%	5%	7%	4%		6%	

Radnor Township, PA
General Fund (#01) Budget Worksheet

Account Description	Actual	Actual	Actual	BOC Original Budget	BOC Amended Budget	Full Year Forecast		Township Manager Recommended Budget	
	2014	2015	2016	2017	2017	2017	%Δ	2018	%Δ
COMMUNITY DEVELOPMENT									
Salaries	424,621	451,047	485,093	543,001	543,001	483,958	0%	493,124	2%
Part-Time Wages	72,019	69,964	52,258	41,318	41,318	11,017	-79%	68,087	518%
Overtime	48,371	32,008	38,984	16,000	16,000	38,191	-2%	16,000	-58%
Longevity	13,850	14,750	15,650	16,550	16,550	17,988	15%	16,000	-11%
Sick Pay Bonus	840	420	560	490	490	560	0%	245	-56%
Medical Exp. Reimbursements	300	300	300	400	400	200	-33%	300	50%
Social Security Taxes	40,134	40,831	42,194	47,260	47,260	41,292	-2%	45,422	10%
Workers' Compensation	14,771	18,005	15,653	17,985	18,268	16,395	5%	17,100	4%
Pension Allocation	93,415	101,323	92,625	69,416	69,416	69,416	-25%	39,455	-43%
Medical Insurance Premiums	69,694	104,763	38,109	51,428	51,428	39,439	3%	70,941	80%
Group, Life & Disability Insurance	4,935	4,407	4,533	6,058	6,058	4,644	2%	6,062	31%
Communications	3,730	3,616	3,896	3,750	3,750	3,604	-7%	3,750	4%
Uniforms	849	2,280	-	3,000	6,000	4,967	n/a	3,000	-40%
Boot Allowance	-	388	-	600	1,618	823	n/a	600	-27%
Office Supplies	3,064	5,230	3,500	4,900	5,727	7,185	105%	4,900	-32%
Postage	5,137	5,172	4,515	5,200	5,200	5,025	11%	5,200	3%
Operating Supplies	-	871	-	-	-	-	n/a	-	n/a
Credit Card Fees	1,341	1,761	2,734	2,500	2,500	4,370	60%	3,700	-15%
Advertising & Printing	6,056	5,956	5,744	5,500	5,500	5,727	0%	6,000	5%
Professional Development	2,101	2,474	3,521	3,000	3,235	2,281	-35%	3,000	32%
Dues & Subscriptions	1,948	557	552	2,500	4,200	3,586	550%	2,500	-30%
Contractual Services: Prop Maint.	20,171	29,492	47,238	20,000	20,190	8,217	-83%	20,000	143%
Contractual Services	199,021	174,080	140,475	210,000	213,703	184,829	32%	210,000	14%
Legal Services - Zoning Hearing Board	11,596	10,400	5,000	15,750	20,750	10,000	100%	15,750	58%
Minor Office Equipment	970	445	114	550	550	453	296%	550	21%
Gas, Oil & Lubricants	2,946	2,031	1,715	2,100	2,209	2,714	58%	3,000	11%
Tires, Batteries & Accessories	-	353	-	300	300	75	n/a	300	300%
Repair Parts	500	216	222	500	676	335	51%	500	49%
Contracted Maint. & Repair	175	175	140	-	721	265	89%	-	-100%
TOTAL COMMUNITY DEVELOPMEN	\$ 1,042,553	\$ 1,083,316	\$ 1,005,323	\$ 1,090,056	\$ 1,107,018	\$ 967,556		\$ 1,055,486	
\$ Δ	\$ 72,193	\$ 40,763	\$ (77,993)	\$ 84,733	\$ 101,696	\$ (37,767)		\$ 87,930	
% Δ	7%	4%	-7%	8%	10%	-4%		9%	

Radnor Township, PA
General Fund (#01) Budget Worksheet

Account Description	Actual	Actual	Actual	BOC Original Budget	BOC Amended Budget	Full Year Forecast		Township Manager Recommended Budget	
	2014	2015	2016	2017	2017	2017	%Δ	2018	%Δ
POLICE									
Salaries	4,216,408	4,158,791	4,370,825	4,683,178	4,683,178	4,388,396	0%	4,848,202	10%
PT Meter Enforcement Salaries	65,465	94,810	78,721	100,000	100,000	87,362	11%	100,000	14%
Overtime	195,417	209,021	207,061	190,000	190,000	156,249	-25%	190,000	22%
Longevity	341,238	346,176	369,411	371,438	371,438	389,808	6%	413,926	6%
Sick Pay Bonus	455	210	-	140	140	105	n/a	105	0%
Medical Exp. Reimbursements	3,200	2,700	2,600	4,100	4,100	4,900	88%	4,500	-8%
Extra Duty	199,939	207,720	215,061	200,000	200,000	195,456	-9%	200,000	2%
Court Time	9,360	16,224	17,211	16,100	16,100	23,373	36%	20,000	-14%
Crossing Guard	96,946	89,362	90,161	97,000	97,000	94,495	5%	97,000	3%
Social Security Taxes	372,459	370,043	382,977	415,843	415,843	387,315	1%	429,839	11%
Workers' Compensation	186,959	228,553	237,399	201,642	205,870	183,817	-23%	214,067	16%
Pension Allocation	1,345,114	1,359,361	1,508,526	879,871	879,871	1,170,000	-22%	840,427	-28%
Medical Insurance Premiums	1,098,558	984,514	986,567	975,966	975,966	969,798	-2%	1,058,441	9%
Group, Life & Disability Insurance	49,540	44,673	38,402	53,945	53,945	39,577	3%	56,019	42%
OPEB Allocation	181,989	312,888	374,550	350,000	350,000	350,000	-7%	375,000	7%
Communications	14,397	13,774	18,143	22,243	22,301	17,578	-3%	19,000	8%
Uniforms	71,355	40,428	52,319	67,432	79,696	63,334	21%	63,000	-1%
Office Supplies	7,086	7,948	6,336	5,638	5,638	4,762	-25%	5,200	9%
Emergency Management Materials	-	-	-	-	-	1,596	n/a	-	-100%
Postage	3,473	3,675	8,203	3,536	3,536	1,987	-76%	2,000	1%
Operating Supplies	32,714	38,885	34,180	30,750	34,772	29,978	-12%	30,750	3%
Training Supplies	739	-	5,097	2,563	2,949	497	-90%	2,600	424%
Credit Card Fees	3,251	17,846	36,015	28,700	28,700	38,768	8%	35,750	-8%
Professional Development	14,794	16,996	19,640	13,489	14,275	21,313	9%	13,500	-37%
Dues & Subscriptions	1,985	1,370	3,662	974	1,184	3,534	-4%	1,000	-72%
Contractual Services	67,234	220,177	135,806	123,308	151,631	170,495	26%	125,000	-27%
Accreditation Expenses	-	-	-	-	-	-	n/a	-	n/a
Legal Services - General	-	235,043	110,000	-	-	8,932	-92%	-	-100%
Contractual Services - Animal Control	3,588	7,838	3,645	2,563	2,563	22,286	511%	5,500	-75%
P.A.L. Programming	9,381	534	-	-	-	311	n/a	-	-100%
Minor Office Equipment	6,765	5,923	1,240	3,000	3,024	2,954	138%	3,000	2%
Maint. & Repair: Parking Meters	1,128	3,852	6,459	2,500	2,535	2,259	-65%	2,500	11%
Maint. & Repair: Comm. Equip.	3,554	5,064	544	2,500	5,242	5,893	983%	2,500	-58%
Gas, Oil & Lubricants	102,644	66,565	46,333	75,006	80,936	71,075	-53%	77,654	9%
Tires, Batteries & Accessories	4,813	5,787	6,350	8,153	9,340	9,407	48%	8,200	-13%
Repair Parts	13,296	13,388	13,041	12,353	16,990	17,971	38%	12,400	-31%
Contracted Maint. & Repairs	13,726	25,359	30,027	9,141	9,841	8,945	-70%	9,200	3%
TOTAL POLICE	\$ 8,738,971	\$ 9,155,495	\$ 9,416,510	\$ 8,953,073	\$ 9,018,607	\$ 8,944,523		\$ 9,266,280	
\$ Δ	\$ 966,887	\$ 416,524	\$ 261,015	\$ (463,437)	\$ (397,904)	\$ (471,987)		\$ 321,757	
% Δ	12%	5%	3%	-5%	-4%	-5%		4%	
FIRE									
Radnor Fire: Insurance (Liability & WC)	75,363	66,741	112,112	75,977	76,803	69,660	-38%	85,000	22%
Township: Rentals (Hydrant Water)	139,337	139,601	140,195	142,800	142,800	141,441	1%	142,800	1%
VMSC Contributions (Capital & Ops)	-	-	-	-	-	-	n/a	-	n/a
Bryn Mawr Fire Co. Contrib. (Operations)	102,531	100,000	102,750	102,750	102,750	102,750	0%	105,576	3%
Broomall Fire Co. Contrib. (Operations)	6,663	7,000	7,000	7,193	7,193	7,193	3%	8,000	11%
Radnor Fire: Contrib. (Capital and Ops)	95,481	98,107	100,805	100,805	100,805	123,989	23%	225,805	82%
RFC: Add'l ALS Subsidy	-	-	50,000	125,000	125,000	125,000	150%	-	-100%
Volunteer Fire Relief Aid (State)	369,768	356,587	352,921	350,000	350,000	350,000	-1%	350,000	0%
Radnor Fire: Gas, Oil & Lubricants	25,049	13,048	7,639	17,096	18,012	12,010	57%	17,699	47%
TOTAL FIRE	\$ 814,192	\$ 781,083	\$ 873,421	\$ 921,621	\$ 923,363	\$ 932,042		\$ 934,880	
\$ Δ	\$ 44,684	\$ (33,109)	\$ 92,338	\$ 48,200	\$ 49,942	\$ 58,621		\$ 2,838	
% Δ	6%	-4%	12%	6%	6%	7%		0%	

Radnor Township, PA
General Fund (#01) Budget Worksheet

Account Description	Actual	Actual	Actual	BOC Original Budget	BOC Amended Budget	Full Year Forecast		Township Manager Recommended Budget	
	2014	2015	2016	2017	2017	2017	%Δ	2018	%Δ
EMERGENCY MANAGEMENT									
Salaries - Regular	55,712	788	6,136	-	-	-	-100%	-	n/a
Salaries - Overtime	78,879	81,723	131,595	-	-	-	-100%	-	n/a
Sick Pay Bonus	-	-	-	-	-	-	n/a	-	n/a
Medical Exp. Reimbursements	-	-	-	-	-	-	n/a	-	n/a
Social Security Taxes	9,961	5,887	10,292	-	-	-	-100%	-	n/a
Workers' Compensation	-	-	-	-	-	-	n/a	-	n/a
Unemployment	-	-	-	-	-	-	n/a	-	n/a
Pension Allocation	-	-	-	-	-	-	n/a	-	n/a
Medical Insurance Premiums	-	-	-	-	-	-	n/a	-	n/a
Group, Life & Disability Insurance	-	-	-	-	-	-	n/a	-	n/a
Operating Supplies	1,249	18,593	86,115	-	-	-	-100%	-	n/a
Contractual Services	63,465	1,623	45,518	-	-	-	-100%	-	n/a
Legal Services - Special	-	-	-	-	-	-	n/a	-	n/a
Minor Equipment	9,547	-	1,079	-	-	-	-100%	-	n/a
Gas, Oil, Lubricants	-	-	-	-	-	-	n/a	-	n/a
Tires, Batteries & Acc.	-	2,216	-	-	-	-	n/a	-	n/a
Repair Parts	-	2,920	-	-	-	-	n/a	-	n/a
Contracted Maint. & Repairs	-	513	-	-	-	-	n/a	-	n/a
TOTAL EMERGENCY MANAGEMEN	\$ 218,814	\$ 114,263	\$ 280,735	\$ -	\$ -	\$ -		\$ -	
\$ Δ	\$ 214,714	\$ (104,550)	\$ 166,472	\$ (280,735)	\$ (280,735)	\$ (280,735)		\$ -	
% Δ	52.37%	-48%	146%	-100%	-100%	-100%		n/a	
BUILDING & GROUNDS									
Salaries	84,281	85,283	94,155	128,122	128,122	89,045	-5%	10,000	-89%
Overtime	526	11,398	11,608	1,300	1,300	59,641	414%	-	-100%
Longevity	4,150	4,450	4,750	4,400	4,400	4,550	-4%	-	-100%
Sick Pay Bonus	371	266	186	-	-	105	-43%	-	-100%
Medical Exp. Reimbursements	110	110	110	145	145	100	-9%	-	-100%
Social Security Taxes	6,448	7,310	7,977	10,092	10,092	11,378	43%	765	-93%
Workers' Compensation	5,760	7,035	6,205	11,155	11,273	10,169	64%	438	-96%
Pension Allocation	28,890	22,626	27,018	15,747	15,747	15,747	-42%	960	-94%
Medical Insurance Premiums	41,087	40,970	40,616	49,808	49,808	34,976	-14%	1,726	-95%
Group, Life & Disability Insurance	1,509	1,581	1,130	1,841	1,841	1,334	18%	91	-93%
Utilities	170,465	150,610	131,160	150,000	150,000	139,918	7%	150,000	7%
Stormwater Fee	20,242	20,242	20,677	20,700	20,700	20,387	-1%	20,700	2%
Communications	49,604	55,037	56,177	55,350	56,082	28,553	-49%	55,350	94%
Boot Allowance	135	-	-	220	220	55	n/a	220	300%
Operating Supplies	7,751	11,326	14,077	13,250	16,862	9,519	-32%	13,250	39%
Contractual Services	53,447	52,315	77,759	41,000	46,194	71,846	-8%	75,000	4%
Minor Office Equipment	-	679	-	2,600	2,600	650	n/a	2,600	300%
Maint. & Repair: Township Hall Bldg.	56,364	85,915	82,711	61,500	82,581	93,301	13%	80,000	-14%
TOTAL BUILDING & GROUNDS	\$ 531,140	\$ 557,153	\$ 576,316	\$ 567,230	\$ 597,967	\$ 591,273		\$ 411,100	
\$ Δ	\$ 81,963	\$ 26,014	\$ 19,163	\$ (9,086)	\$ 21,650	\$ 14,956		\$ (180,173)	
% Δ	18%	5%	3%	-2%	4%	3%		-30%	

Radnor Township, PA
General Fund (#01) Budget Worksheet

Account Description	Actual	Actual	Actual	BOC Original Budget	BOC Amended Budget	Full Year Forecast		Township Manager Recommended Budget	
	2014	2015	2016	2017	2017	2017	%Δ	2018	%Δ
SOLID WASTE									
Salaries	1,266,065	1,361,824	1,437,314	1,412,281	1,412,281	1,329,594	-7%	1,353,435	2%
Seasonal Wages	123,020	46,655	49,879	63,180	63,180	49,857	0%	63,180	27%
Overtime	2,083	2,236	3,828	2,000	2,000	6,365	66%	1,400	-78%
Longevity	67,000	72,170	76,790	79,150	79,150	81,486	6%	87,813	8%
Sick Pay Bonus	2,345	2,471	2,867	3,500	3,500	2,170	-24%	1,663	-23%
Medical Exp. Reimbursements	1,160	1,260	1,260	2,090	2,090	1,130	-10%	2,080	84%
Social Security Taxes	106,053	106,886	112,530	119,415	119,415	107,908	-4%	115,449	7%
Workers' Compensation	58,947	72,149	71,924	75,167	76,532	68,522	-5%	68,656	0%
Pension Allocation	305,721	340,033	302,995	186,905	186,905	186,905	-38%	126,483	-32%
Medical Insurance Premiums	426,858	497,276	543,542	514,442	514,442	490,978	-10%	406,769	-17%
Group, Life & Disability Insurance	28,408	32,581	24,139	27,347	27,347	23,822	-1%	26,385	11%
Uniforms	900	2,031	1,365	1,200	1,200	1,320	-3%	1,200	-9%
Boot Allowance	2,514	2,665	-	3,060	6,120	4,351	n/a	3,060	-30%
Postage	-	-	-	-	-	-	n/a	-	n/a
Operating Supplies	10,883	10,576	10,934	50,000	51,809	11,044	1%	11,000	0%
Credit Card Fees	1,063	1,588	1,634	1,250	1,250	1,573	-4%	1,250	-21%
Disposal Fees	239,830	234,893	230,764	246,000	270,525	290,956	26%	270,000	-7%
Contractual Services	-	-	-	-	-	454	n/a	-	-100%
Gas, Oil & Lubricants	118,435	47,120	47,150	62,258	69,414	69,445	47%	64,456	-7%
Tires, Batteries & Accessories	24,926	27,305	19,750	26,484	27,965	22,313	13%	25,000	12%
Repair Parts	25,185	38,502	29,759	29,647	38,372	39,201	32%	30,000	-23%
Contracted Maint. & Repairs	33,604	28,869	40,503	39,529	45,428	66,143	63%	40,000	-40%
TOTAL SOLID WASTE	\$ 2,845,000	\$ 2,929,091	\$ 3,008,927	\$ 2,944,906	\$ 2,998,926	\$ 2,855,537		\$ 2,699,279	
\$ Δ	\$ 249,700	\$ 84,090	\$ 79,837	\$ (64,021)	\$ (10,002)	\$ (153,391)		\$ (156,258)	
% Δ	10%	3%	3%	-2%	0%	-5%		-5%	
ENGINEERING									
Salaries	167,091	165,947	169,739	188,805	188,805	136,716	-19%	275,395	101%
Overtime	5,066	8,288	2,509	8,500	8,500	7,197	187%	8,500	18%
Longevity	10,150	10,600	10,897	6,500	6,500	7,174	-34%	8,000	12%
Sick Pay Bonus	105	70	210	140	140	-	-100%	-	n/a
Medical Exp. Reimbursements	200	200	200	200	200	100	-50%	100	0%
Social Security Taxes	13,154	13,363	13,224	15,148	15,148	11,272	-15%	20,542	82%
Workers' Compensation	5,934	7,352	6,653	10,400	10,523	9,481	42%	10,623	12%
Unemployment	-	-	-	-	-	-	n/a	-	n/a
Pension Allocation	45,437	46,494	43,969	24,451	24,451	-	-100%	22,472	n/a
Medical Insurance Premiums	62,028	61,793	61,259	68,215	68,215	37,458	-39%	80,380	115%
Group, Life & Disability Insurance	2,064	2,866	2,087	1,484	1,484	1,065	-49%	3,434	222%
Communications	-	-	-	-	-	402	n/a	720	79%
Boot Allowance	125	129	-	150	300	215	n/a	150	-30%
Office Supplies	1,231	2,335	1,316	1,025	1,025	1,390	6%	1,000	-28%
Postage	469	488	219	718	718	414	89%	700	69%
Credit Card Fees	88	120	143	-	-	345	141%	230	-33%
Professional Development	374	616	475	700	700	440	-7%	700	59%
Dues & Subscriptions	289	85	85	300	395	190	124%	300	58%
Contractual Services: Retainer	59,403	45,073	30,087	46,125	61,125	76,380	154%	46,125	-40%
Contractual Services: Special Proj.	62,884	160,496	101,739	100,000	126,404	182,138	79%	100,000	-45%
Contractual Services: Reimbursable	815,478	751,281	366,080	307,500	416,872	485,575	33%	307,500	-37%
Contractual Services: Grading Permit Revi	17,915	52,012	45,953	10,000	10,000	44,369	-3%	46,000	4%
Minor Office Equipment	40	127	462	2,495	2,495	-	-100%	2,500	n/a
Gasoline, Oil, Lubricants	2,491	1,103	555	1,000	1,063	966	74%	1,035	7%
Tires, Batteries & Accessories	-	-	-	-	-	-	n/a	1,000	n/a
Repair Parts	-	-	-	500	500	125	n/a	500	300%
TOTAL ENGINEERING	\$ 1,272,016	\$ 1,330,839	\$ 857,861	\$ 794,353	\$ 945,560	\$ 1,003,412		\$ 937,906	
\$ Δ	\$ 499,607	\$ 58,823	\$ (472,978)	\$ (63,508)	\$ 87,699	\$ 145,551		\$ (65,506)	
% Δ	65%	5%	-36%	-7%	10%	17%		-7%	

Radnor Township, PA
General Fund (#01) Budget Worksheet

Account Description	Actual	Actual	Actual	BOC Original Budget	BOC Amended Budget	Full Year Forecast		Township Manager Recommended Budget	
	2014	2015	2016	2017	2017	2017	%Δ	2018	%Δ
PUBLIC WORKS DEPARTMENT									
Salaries	946,610	889,214	886,543	858,691	858,691	823,964	-7%	849,194	3%
Overtime	235,541	279,694	144,714	146,500	146,500	153,079	6%	146,500	-4%
Longevity	62,100	64,260	66,420	65,800	65,800	71,811	8%	80,385	12%
Sick Pay Bonus	525	868	847	1,120	1,120	595	-30%	595	0%
Medical Exp. Reimbursements	1,310	1,210	1,210	1,215	1,215	1,170	-3%	1,190	2%
Social Security Taxes	89,703	89,033	78,385	76,785	76,785	74,788	-5%	82,431	10%
Workers' Compensation	48,786	55,540	49,284	97,185	98,121	88,594	80%	43,911	-50%
Pension Allocation	230,834	243,678	212,269	115,367	115,367	115,367	-46%	89,373	-23%
Medical Insurance Premiums	365,861	334,514	337,203	346,326	346,326	306,950	-9%	288,720	-6%
Group, Life & Disability Insurance	17,751	16,297	15,568	14,626	14,626	13,778	-11%	14,874	8%
Communications	5,289	5,281	5,775	5,650	5,680	5,067	-12%	5,500	9%
Highway: Uniforms	3,000	3,949	2,996	3,175	3,175	3,172	6%	3,000	-5%
Boot Allowance	1,570	1,566	-	1,800	3,593	2,643	n/a	1,800	-32%
Highway: Office Supplies	469	310	1,090	500	500	1,175	8%	500	-57%
Highway: Postage	718	408	486	500	500	18	-96%	100	462%
Highway: Operating Supplies	11,862	15,245	10,250	15,000	18,136	11,011	7%	15,000	36%
Highway: Credit Card Fees	-	26	5	-	-	-	-100%	-	n/a
Highway: Rentals	-	-	5,580	-	-	-	-100%	-	n/a
Highway: Professional Development	207	-	-	1,700	1,700	425	n/a	1,700	300%
Highway: Dues & Subscriptions	133	225	209	250	250	25	-88%	250	900%
Highway: Contractual Services	18,549	9,989	9,944	5,000	5,800	3,631	-63%	5,000	38%
Highway: Contractual Svcs: Matsonford Foot-Bridge	-	-	-	40,000	40,000	10,000	n/a	118,800	1088%
Highway: Contractual Svcs: Storm Sewer	-	13,039	3,938	-	-	-	-100%	-	n/a
Highway: Minor Office Equipment	40	735	-	300	300	75	n/a	300	300%
Highway: Maint. & Repairs: Mach. & Equip	13,088	17,385	14,512	15,000	19,087	20,009	38%	15,000	-25%
Highway: Maint. & Repairs: Comm. Equip	6,916	-	-	1,000	1,000	250	n/a	1,000	300%
Highway: Gas, Oil & Lubricants	83,146	46,902	27,014	50,000	54,222	40,609	50%	51,765	27%
Highway: Tires, Batteries & Accessories	19,556	7,931	6,379	10,500	10,883	7,146	12%	10,500	47%
Highway: Repair Parts	26,287	40,093	28,019	34,500	45,029	20,832	-26%	34,500	66%
Highway: Contracted Maint. & Repairs	14,014	12,993	14,917	6,000	6,170	13,674	-8%	6,000	-56%
Highway: MIER-Machinery & Equip.	-	-	-	-	-	-	n/a	-	n/a
Street Cleaning: Contractual Services	-	3,150	1,500	3,500	3,500	-	-100%	3,500	n/a
Snow & Ice: Operating Supplies	415,228	195,888	20,845	200,000	229,740	263,518	1164%	200,000	-24%
Snow & Ice: Contractual Services	35,955	23,157	3,106	5,000	5,000	196	-94%	5,000	2455%
Snow & Ice: Maint. & Repair	40,446	21,880	32,692	4,500	7,610	6,297	-81%	4,500	-29%
Traffic Signal: Lighting	13,494	12,554	11,484	12,300	12,300	9,194	-20%	12,300	34%
Traffic Signal: Operating Supplies	26,510	22,300	21,716	20,500	22,802	15,576	-28%	18,500	19%
Traffic Signal: Maint. & Repair	42,066	66,259	52,962	51,250	54,338	103,426	95%	51,250	-50%
Street Lighting	174,207	185,469	183,619	189,625	189,625	172,393	-6%	180,000	4%
Street Lighting: Maint. & Repairs	125,573	95,920	70,121	102,500	131,734	105,886	51%	102,500	-3%
Curb & Sidewalks: Operating Supplies	3,298	3,014	2,703	4,100	7,581	2,299	-15%	4,100	78%
Drainage: Operating Supplies	2,477	7,503	5,277	3,793	5,494	4,039	-23%	3,793	-6%
Road Maintenance: Operating Supplies	11,481	14,021	8,877	12,300	15,104	8,296	-7%	12,300	48%
Road Maintenance: Rentals	-	-	-	-	-	-	n/a	-	n/a
Road Maintenance: Contractual Services	-	-	-	5,023	5,023	1,256	n/a	5,023	300%
County Aid: Liquid Fuels	-	110,160	73,440	36,720	36,720	12,468	-83%	36,720	195%
TOTAL PUBLIC WORKS	\$ 3,094,600	\$ 2,911,658	\$ 2,411,898	\$ 2,565,599	\$ 2,667,144	\$ 2,494,703		\$ 2,507,374	
\$ Δ	\$ 425,304	\$ (182,942)	\$ (499,760)	\$ 153,701	\$ 255,247	\$ 82,805		\$ 12,671	
% Δ	16%	-6%	-17%	6%	11%	3%		1%	

Radnor Township, PA
General Fund (#01) Budget Worksheet

Account Description	Actual	Actual	Actual	BOC Original Budget	BOC Amended Budget	Full Year Forecast		Township Manager Recommended Budget	
	2014	2015	2016	2017	2017	2017	%Δ	2018	%Δ
MECHANICS									
Salaries	224,091	235,142	243,025	250,107	250,107	226,626	-7%	225,459	-1%
Overtime	89	189	1,623	700	700	401	-75%	700	75%
Longevity	7,050	7,950	8,850	9,750	9,750	10,423	18%	7,650	-27%
Sick Pay Bonus	560	350	525	-	-	455	-13%	105	-77%
Medical Exp. Reimbursements	200	200	200	300	300	200	0%	300	50%
Social Security Taxes	16,644	17,422	18,090	19,955	19,955	17,654	-2%	17,917	1%
Workers' Compensation	10,531	13,012	11,892	11,406	11,632	10,398	-13%	10,237	-2%
Pension Allocation	48,890	58,259	51,186	32,513	32,513	-	-100%	16,232	n/a
Medical Insurance Premiums	48,060	47,904	47,490	50,024	50,024	44,313	-7%	42,619	-4%
Group, Life & Disability Insurance	2,594	3,274	2,582	3,203	3,203	2,610	1%	2,970	14%
Communications	479	392	398	308	308	505	27%	500	-1%
Uniforms	6,442	7,994	6,102	5,125	6,625	7,148	17%	6,000	-16%
Boot Allowance	390	388	-	450	900	614	n/a	450	-27%
Operating Supplies	13,995	13,195	13,994	13,000	15,284	12,238	-13%	11,500	-6%
Gas, Oil, Lubricants	3,411	1,633	1,375	2,372	2,593	2,982	117%	2,456	-18%
TOTAL MECHANICS	\$ 383,426	\$ 407,303	\$ 407,333	\$ 399,213	\$ 403,894	\$ 336,566		\$ 345,095	
\$ Δ	\$ 14,977	\$ 23,877	\$ 30	\$ (8,119)	\$ (3,438)	\$ (70,766)		\$ 8,529	
% Δ	4%	6%	0%	-2%	-1%	-17%		3%	
RECREATIONAL PROGRAMMING ADMINISTRATION									
Salaries	197,985	198,634	199,444	204,101	204,101	166,487	-17%	213,763	28%
Part-Time Wages	62	4,136	16,390	29,120	29,120	9,956	-39%	25,433	155%
Overtime	-	-	1,435	-	-	-	-100%	-	n/a
Sick Pay Bonus	-	-	-	-	-	1,190	n/a	-	-100%
Medical Exp. Reimbursements	100	100	100	-	-	100	0%	-	-100%
Social Security Taxes	14,299	14,026	15,648	16,112	16,112	15,757	1%	18,298	16%
Workers' Compensation	8,517	10,791	8,936	9,767	9,935	8,904	0%	10,485	18%
Pension Allocation	42,890	40,973	36,324	29,147	29,147	-	-100%	10,094	n/a
Medical Insurance Premiums	57,466	56,712	49,173	52,996	52,996	52,196	6%	45,261	-13%
Group, Life & Disability Insurance	1,900	1,940	1,837	2,386	2,386	1,817	-1%	2,274	25%
Office Supplies	899	1,312	1,123	2,500	3,332	4,923	338%	2,500	-49%
Postage	1,148	1,215	758	1,000	1,000	933	23%	1,000	7%
Professional Development	-	-	445	1,000	1,000	1,057	137%	1,000	-5%
Dues & Subscriptions	30	254	135	500	700	500	270%	500	0%
Minor Equipment	40	-	-	40	40	10	n/a	40	300%
Gas, Oil & Lubricants	88	62	37	100	100	66	79%	104	56%
Tires, Batteries & Accessories	-	-	-	125	242	177	n/a	125	-30%
Repair Parts	51	360	533	400	633	-	-100%	400	n/a
Contracted Maint. & Repairs	175	-	-	-	-	-	n/a	-	n/a
TOTAL RECREATIONAL PROGRAM	\$ 325,650	\$ 330,513	\$ 332,318	\$ 349,294	\$ 350,843	\$ 264,074		\$ 331,277	
\$ Δ	\$ (22,079)	\$ 4,863	\$ 1,805	\$ 16,976	\$ 18,525	\$ (68,244)		\$ 67,203	
% Δ	-6%	1%	1%	5%	6%	-21%		25%	

Radnor Township, PA
General Fund (#01) Budget Worksheet

Account Description	Actual	Actual	Actual	BOC Original Budget	BOC Amended Budget	Full Year Forecast		Township Manager Recommended Budget	
	2014	2015	2016	2017	2017	2017	%Δ	2018	%Δ
PARKS MAINTENANCE									
Salaries	804,353	840,648	869,795	973,482	973,482	899,469	3%	965,033	7%
Seasonal Wages	-	-	5,514	-	-	-	-100%	-	n/a
Overtime	12,157	12,683	8,167	10,200	10,200	20,858	155%	6,400	-69%
Longevity	40,880	45,020	47,189	48,050	48,050	47,803	1%	53,068	11%
Sick Pay Bonus	952	1,505	1,411	1,330	1,330	-	-100%	1,453	n/a
Medical Exp. Reimbursements	1,070	970	970	1,380	1,380	760	-22%	1,370	80%
Social Security Taxes	62,137	65,608	67,532	78,886	78,886	69,301	3%	78,563	13%
Workers' Compensation	45,305	56,730	48,600	49,608	50,533	45,223	-7%	48,159	6%
Pension Allocation	238,668	251,920	224,704	127,819	127,819	-	-100%	91,792	n/a
Medical Insurance Premiums	311,783	312,929	300,820	329,467	329,467	251,076	-17%	297,667	19%
Group, Life & Disability Insurance	47,473	21,429	14,340	17,301	17,301	13,755	-4%	16,905	23%
Utilities	23,475	44,328	44,273	47,300	49,941	42,652	-4%	47,300	11%
Communications	5,533	2,085	1,981	1,800	1,830	2,091	6%	1,800	-14%
Uniforms	1,275	2,031	1,646	1,700	1,700	1,721	5%	1,700	-1%
Boot Allowance	1,698	1,773	-	2,055	4,110	2,745	n/a	2,055	-25%
Operating Supplies	47,161	49,853	48,185	64,750	78,944	75,767	57%	64,750	-15%
Professional Development	215	-	525	1,000	1,000	-	-100%	1,000	n/a
Dues & Subscriptions	35	-	45	60	95	35	-22%	60	71%
Contractual Services	10,037	12,622	8,041	7,250	7,978	19,311	140%	7,250	-62%
Minor Equipment	-	1,659	5,292	2,500	3,190	3,874	-27%	2,500	-35%
Maint. & Repairs: Bldgs & Fixtures	5,168	15,110	6,845	12,375	12,375	4,340	-37%	12,375	185%
Maint. & Repairs: Mach. & Equip.	11,625	10,210	8,382	16,400	21,996	19,763	136%	16,400	-17%
Gas, Oil & Lubricants	39,219	26,255	15,361	28,150	30,006	24,500	59%	29,200	19%
Tires, Batteries & Accessories	2,743	3,194	630	4,950	7,846	9,574	1420%	4,950	-48%
Repair Parts	15,073	17,261	13,169	12,850	15,992	7,671	-42%	12,850	68%
Contracted Maint. & Repairs	13,633	21,536	9,936	9,900	11,824	1,640	-83%	9,900	504%
Mier-Machinery & Equipment	99	724	-	-	-	-	n/a	-	n/a
TOTAL PARKS MAINTENANCE	\$ 1,741,766	\$ 1,818,082	\$ 1,753,351	\$ 1,850,563	\$ 1,887,275	\$ 1,563,928		\$ 1,774,500	
\$ Δ	\$ 96,806	\$ 76,316	\$ (64,730)	\$ 97,212	\$ 133,924	\$ (189,423)		\$ 210,572	
% Δ	6%	4%	-4%	6%	8%	-11%		13%	
SHADE TREES									
Operating Supplies	-	22,830	-	-	-	-	n/a	-	n/a
Trees: Chanticleer Tree Program	600	-	2,655	-	-	-	-100%	-	n/a
Contractual Services	116,685	90,100	91,155	100,000	103,125	195,244	114%	150,000	-23%
TOTAL SHADE TREES	\$ 117,285	\$ 112,930	\$ 93,810	\$ 100,000	\$ 103,125	\$ 195,244		\$ 150,000	
\$ Δ	\$ 29,052	\$ (4,355)	\$ (19,120)	\$ 6,190	\$ 9,315	\$ 101,434		\$ (45,244)	
% Δ	33%	-4%	-17%	7%	10%	108%		-23%	
RECREATION PROGRAMS									
Salaries: Part-Time	69,130	85,815	86,504	82,000	82,000	97,633	13%	115,000	18%
Social Security Taxes	5,108	6,405	6,447	6,273	6,273	7,277	13%	8,798	21%
Workers' Compensation	704	1,005	783	3,595	3,606	3,277	319%	5,041	54%
Recreation Supplies	42,496	43,069	29,396	34,500	37,041	50,175	71%	34,500	-31%
Credit Card Fees	8,906	5,094	5,696	5,000	5,000	6,458	13%	5,000	-23%
Rentals	92,793	115,530	116,453	85,000	85,000	32,929	-72%	85,000	158%
Contractual Services	142,900	118,309	82,496	85,000	87,792	73,511	-11%	85,000	16%
TOTAL RECREATION PROGRAMS	\$ 362,038	\$ 375,227	\$ 327,776	\$ 301,368	\$ 306,712	\$ 271,260		\$ 338,339	
\$ Δ	\$ (46,128)	\$ 13,189	\$ (47,451)	\$ (26,408)	\$ (21,064)	\$ (56,516)		\$ 67,079	
% Δ	-11%	4%	-13%	-8%	-6%	-17%		25%	

Radnor Township, PA
General Fund (#01) Budget Worksheet

Account Description	Actual	Actual	Actual	BOC Original Budget	BOC Amended Budget	Full Year Forecast		Township Manager Recommended Budget	
	2014	2015	2016	2017	2017	2017	%Δ	2018	%Δ
SULPIZIO GYM									
Salaries: Part-Time / Programming	-	-	-	-	-	740	n/a	-	-100%
Overtime	-	-	13,375	-	-	22,760	70%	15,000	-34%
Social Security Taxes	-	-	896	-	-	1,745	95%	1,148	-34%
Utilities	18,078	27,315	16,930	14,000	14,000	18,748	11%	17,000	-9%
Communications	664	859	908	2,200	2,372	1,764	94%	2,200	25%
Office Supplies	-	40	-	-	-	-	n/a	-	n/a
Operating Supplies	2,712	620	1,838	4,500	4,720	5,068	176%	4,500	-11%
Credit Card Fees	264	970	150	750	750	215	43%	750	249%
Contractual Services	6,091	2,748	1,140	10,000	10,575	7,792	584%	10,000	28%
Maint. & Repair: Bldgs & Fixtures	5,471	4,135	3,375	5,550	12,607	23,168	587%	5,550	-76%
Maint. & Repair: Mach & Equip.	-	3,045	330	3,000	3,330	-	-100%	3,000	n/a
TOTAL SULPIZIO GYM	\$ 33,279	\$ 39,732	\$ 38,942	\$ 40,000	\$ 48,354	\$ 82,000		\$ 59,806	
\$ Δ	\$ 4,680	\$ 6,453	\$ (790)	\$ 1,058	\$ 9,412	\$ 43,058		\$ (22,194)	
% Δ	16%	19%	-2%	3%	24%	111%		-27%	
LIBRARY									
Professional Services	20,745	-	-	-	-	-	n/a	-	n/a
Contributions	856,941	880,507	904,721	880,507	880,507	880,507	-3%	929,600	6%
Maint. & Repair: Buildings & Fixtures	22,430	4,989	(7,951)	5,000	5,000	21,206	-367%	5,000	-76%
TOTAL LIBRARY	\$ 900,116	\$ 885,496	\$ 896,770	\$ 885,507	\$ 885,507	\$ 901,713		\$ 934,600	
\$ Δ	\$ 51,092	\$ (14,620)	\$ 11,274	\$ (11,263)	\$ (11,263)	\$ 4,943		\$ 32,887	
% Δ	6%	-2%	1%	-1%	-1%	1%		4%	
COMMUNITY ORGANIZATION CONTRIBUTIONS									
Radnor Studio 21 (PEG Pass-through)	57,405	57,405	57,405	57,000	57,000	56,059	-2%	56,059	0.00%
Wayne Art Center	15,605	16,034	16,475	16,475	16,475	16,475	0%	17,000	3.19%
Surrey Services	46,101	47,369	48,671	49,049	49,049	49,049	1%	50,000	1.94%
Wayne Senior Services	116,174	119,369	122,652	123,603	123,603	123,602	1%	127,000	2.75%
Parades	8,000	8,000	8,000	8,000	8,000	8,000	0%	8,000	0.00%
Radnor Historical Society	-	15,000	15,413	15,000	15,000	15,000	-3%	15,000	0.00%
Other	-	20,000	-	-	-	-	n/a	-	n/a
WBA-Parking Rev Share	-	-	13,799	14,000	14,000	-	-100%	14,000	n/a
WPC-Parking Rev Share	-	-	31,952	25,000	25,000	46,652	46%	40,000	-14.26%
TOTAL COMMUNITY ORGANIZATIO	\$ 243,284	\$ 283,177	\$ 314,367	\$ 308,127	\$ 308,127	\$ 314,837		\$ 327,059	
\$ Δ	\$ 7,927	\$ 39,892	\$ 31,190	\$ (6,240)	\$ (6,240)	\$ 470		\$ 12,222	
% Δ	3%	16%	11%	-2%	-2%	0%		4%	
RETIREE AND LIABILITY INSURANCES									
Liability, Auto, Prop, Etc Insurance	356,519	398,058	345,963	360,000	360,000	359,987	4%	365,400	2%
Unemployment	38,849	9,346	512	10,000	10,000	9,503	1757%	10,000	5%
Group Life & Disability	71,917	66,875	787	-	-	-	-100%	-	n/a
Health Benefits: Retirees	1,582,875	1,651,773	1,663,948	1,730,506	1,730,506	1,730,506	4%	1,617,659	-7%
Retiree Pension: Amort of UAAL	1,526,315	1,512,357	1,425,349	2,551,943	2,551,943	2,551,943	79%	2,673,121	5%
TOTAL RETIREE AND LIABILITY IN	\$ 3,576,475	\$ 3,638,409	\$ 3,436,559	\$ 4,652,449	\$ 4,652,449	\$ 4,651,938		\$ 4,666,180	
\$ Δ	\$ 224,789	\$ 61,934	\$ (201,850)	\$ 1,215,890	\$ 1,215,890	\$ 1,215,379		\$ 14,242	
% Δ	7%	2%	-6%	35%	35%	35%		0%	

Radnor Township, PA
General Fund (#01) Budget Worksheet

Account Description	Actual	Actual	Actual	BOC Original Budget	BOC Amended Budget	Full Year Forecast		Township Manager Recommended Budget	
	2014	2015	2016	2017	2017	2017	%Δ	2018	%Δ
DEBT SERVICE									
Service Charges	3,817	3,424	4,101	-	-	3,179	-22%	-	-100%
DEBT SERVICE	\$ 3,817	\$ 3,424	\$ 4,101	\$ -	\$ -	\$ 3,179		\$ -	
\$ Δ	\$ 468	\$ (393)	\$ 678	\$ (4,101)	\$ (4,101)	\$ (923)		\$ (3,179)	
% Δ	14%	-10%	20%	-100%	-100%	-22%		-100%	
TRANSFER TO OTHER FUNDS									
Capital Improvement	-	325,000	-	-	-	-	n/a	-	n/a
Capital Improvement (Prog. Funding)	-	687,125	-	1,221,324	1,221,324	2,839,060	n/a	1,573,917	-45%
Capital Improvement (Excess FB)	1,000,000	-	1,851,900	-	-	-	-100%	-	n/a
OPEB Liability	200,000	459,209	659,209	859,209	859,209	859,209	30%	1,059,209	23%
Park & Open Space Fund	190,958	-	400,000	-	-	-	-100%	-	n/a
Willows	-	65,000	15,000	-	-	70,000	367%	-	-100%
Shade Tree Fund	25,000	25,000	-	25,000	25,000	25,000	n/a	25,000	0%
K9 Fund	-	-	9,100	7,500	7,500	7,500	-18%	-	-100%
Debt Service	2,673,000	2,924,000	2,997,000	2,991,146	2,991,146	2,991,146	0%	3,090,520	3%
TRANSFER TO OTHER FUNDS	\$ 4,088,958	\$ 4,485,334	\$ 5,932,209	\$ 5,104,178	\$ 5,104,178	\$ 6,791,915		\$ 5,748,646	
\$ Δ	\$ (3,308,873)	\$ 396,376	\$ 1,446,875	\$ (828,031)	\$ (828,031)	\$ 859,706		\$ (1,043,270)	
% Δ	-45%	10%	32%	-14%	-14%	14%		-15%	
GRAND TOTAL GENERAL FUND	\$ 32,745,166	\$ 33,461,925	\$ 34,509,490	\$ 34,215,077	\$ 34,851,925	\$ 35,618,646		\$ 34,877,151	
\$ Δ	\$ (204,831)	\$ 716,759	\$ 1,047,565	\$ (294,414)	\$ 342,435	\$ 1,109,156		\$ (741,496)	
% Δ	-1%	2%	3%	-1%	1%	3%		-2%	
FUND BALANCE									
Beginning Fund Balance, January 1	\$ 8,075,543	\$ 8,947,659	\$ 10,410,736	\$ 10,013,625	\$ 10,013,625	\$ 10,013,625	12%	\$ 10,559,444	
Revenues	32,891,032	34,586,033	34,112,379	34,299,993	34,299,993	36,164,466	5%	35,376,304	
Expenditures	32,745,166	33,461,925	34,509,490	34,215,077	34,851,925	35,618,646	6%	34,877,151	
Accrual Adjustments	726,250	338,968	-	-	-	-		-	
ENDING FUND BALANCE	\$ 8,947,659	\$ 10,410,736	\$ 10,013,625	\$ 10,098,541	\$ 9,461,692	\$ 10,559,444	1%	\$ 11,058,598	
Increase / (Decrease) In Fund Balance	\$ 872,116	\$ 1,463,076	\$ (397,111)	\$ 84,916	\$ (551,932)	\$ 545,820		\$ 499,154	
Increase / (Decrease) In Fund Balance (net of Transfer	\$ 4,234,824	\$ 5,609,442	\$ 5,535,098	\$ 5,159,615	\$ 4,522,766	\$ 7,308,255		\$ 6,218,319	

Radnor Township, PA
2018 Township Manager Recommended Budget

Sanitary Sewer Fund #02

**Radnor Township, PA
Public Works – Sanitary Sewer Fund
2018 Operating Budget Narrative**



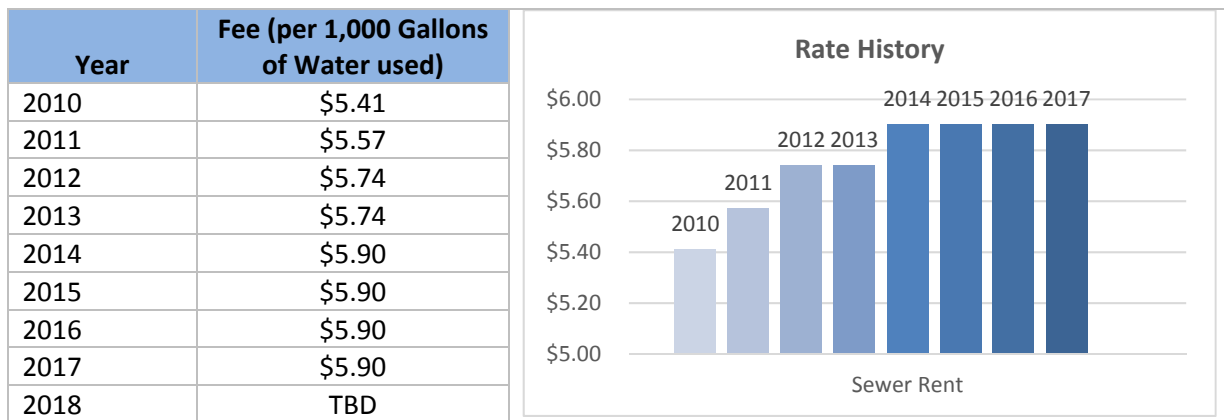
Department Summary:

The mission of the Public Works Department is to enhance the quality of life in the Township by maintaining the Township’s roads, storm and sanitary sewers, parks and other infrastructure; to enhance public health through the collection and disposal of household solid wastes; to promote environmentally sound living by collecting leaves and recyclable materials; to maximize operations by maintaining the Township’s fleet of vehicles and equipment.

The Sewer Division operates and maintains the Township’s pumping stations, sanitary sewer lines, manholes, and performs PA One Call Mark outs, as well as assists with snow plowing, leaf collection, and solid waste collection.

The Sewer Division of the Public Works Department is funded by the Sewer Fund, separate of the General Fund. The funding for the Sewer Account is provided by residents’ sewer rental fees as opposed to the property tax.

Sewer Rent Fee History: Each property in Radnor pays a sewer rent fee based on the water consumption from the prior year. The Township pays Aqua for the usage data, which is then applied to a rental fee set by the Board of Commissioners based a unit of 1,000 gallons of water used:



Service / Program Descriptions:

Name	Description
Sanitary Sewer Mains and laterals	The Sewer Department maintains over one hundred and twenty-five miles (125) of Sanitary sewer mains, over fifteen hundred (1,500) manholes and five (5) sewer pumping stations.
Inflow and Infiltration	The Sewer Department works in conjunction with the RHM Sewer Authority, Engineering and the Community Development Departments, to locate and eliminate any I&I entering our sanitary sewer system. The elimination of the I&I allow our mains to have more capacity for flow and make available new connections for future planning modules.

Radnor Township, PA
Public Works – Sanitary Sewer Fund
2018 Operating Budget Narrative



Name	Description
Map Information	The Sewer Department works in conjunction with the Engineering Department to update all sanitary and storm sewer lines on the township map.

Line Item Descriptions:

Line Item	Description
Operating Supplies	This line item funds the cost of items utilized for sewer operations. This list would include but not be limited to root treatment chemicals, safety equipment, degreaser, manhole casting and lids, manhole risers, pipe, pumping station parts and supplies and other miscellaneous items.
Utilities	This line item funds the utilities (electric and water) needed to operate the sewer pumping stations. (PECO, Aqua PA)
Rentals	This line item funds the cost of rents paid to other municipalities for transporting sewage and treatment. These municipalities would include Tredyffrin Township, Upper Merion Township, Lower Merion Township and Haverford Township, and the Radnor Haverford Sewer Authority (RHM). The largest single fee being that of RHM.
Contractual Services	This line item funds the cost of maintenance contracts for the backup power systems at the sanitary sewer pumping stations. (Municipal Maintenance)
Maintenance and Repairs Machinery & Equipment	This line item funds the repairs to the sewer cleaning (jet) truck, pickup truck, dump truck, and utility truck of the sewer division. (G.L. Sayre, H.A. DeHart, Gran Turk. NAPA)
Maintenance and Repairs Sewers	This line item funds the cost of repairs to the sanitary sewer mains and pumping stations. (Horn Plumbing, K.A. Seifert, PlyMar)
Contracted Maintenance and Repairs	This line item funds all costs associated with repairs to vehicles that cannot be completed in house. (G.L. Sayre, H.A. DeHart, Gran Turk)

Radnor Township, PA
Sewer Fund (#02) Budget Worksheet

Account Description	Actual	Actual	Actual	BOC Original Budget	BOC Amended Budget	Full Year Forecast		Township Manager Recommended Budget	
	2014	2015	2016	2017	2017	2017	%Δ	2018	%Δ
REVENUES:									
Interest and Rents									
Interest & Rents	29,092	25,178	40,294	37,806	37,806	18,371	-27%	18,647	2%
Total Interest and Rents	\$ 29,092	\$ 25,178	\$ 40,294	\$ 37,806	\$ 37,806	\$ 18,371		\$ 18,647	
\$ Δ	\$ 14,756	\$ (3,914)	\$ 15,116	\$ 12,628	\$ 12,628	\$ (6,806)		\$ 276	
% Δ	103%	-13%	52%	50%	50%	-27%		2%	
Departmental Earnings									
Current Year Face	4,829,184	4,808,700	4,645,693	4,611,100	4,611,100	4,780,936	-1%	4,820,342	1%
Rent - Current Year Penalties	32,021	36,349	37,248	35,457	35,457	39,593	9%	36,423	-8%
Rent - Prior Years	100,883	56,674	88,479	57,206	57,206	70,904	25%	81,413	15%
Connection Fees	16,800	10,150	20,016	13,000	13,000	6,458	-36%	11,181	73%
Sewer Charges	6,754	5,685	(439)	7,731	7,731	(43,729)	-869%	(2,715)	n/a
Total Departmental Earnings	\$ 4,985,642	\$ 4,917,558	\$ 4,790,997	\$ 4,724,494	\$ 4,724,494	\$ 4,854,162		\$ 4,946,643	
\$ Δ	\$ (46,585)	\$ (68,083)	\$ (126,561)	\$ (193,064)	\$ (193,064)	\$ (63,397)		\$ 92,482	
% Δ	-1%	-1%	-3%	-4%	-4%	-1%		2%	
Miscellaneous									
Miscellaneous	26,345	21,325	32,046	13,288	13,288	22,204	4%	22,942	3%
Cash Over / Short	(0)	(0)	-	-	-	0	-186%	-	-100%
Tax Anticipation Note	-	-	-	-	-	-	n/a	-	n/a
Total Miscellaneous	\$ 26,345	\$ 21,325	\$ 32,046	\$ 13,288	\$ 13,288	\$ 22,204		\$ 22,942	
\$ Δ	\$ 10,136	\$ (5,020)	\$ 10,720	\$ (8,037)	\$ (8,037)	\$ 879		\$ 738	
% Δ	63%	-19%	41%	-38%	-38%	4%		3%	
Transfers In									
From General Fund	-	-	-	-	-	-	n/a	-	n/a
Total Transfers In	\$ -	\$ -	\$ -	\$ -	\$ -	\$ -		\$ -	
\$ Δ	\$ -	\$ -	\$ -	\$ -	\$ -	\$ -		\$ -	
% Δ	n/a	n/a	n/a	n/a	n/a	n/a		n/a	
TOTAL SEWER FUND REVENUE	\$ 5,041,078	\$ 4,964,061	\$ 4,863,337	\$ 4,775,588	\$ 4,775,588	\$ 4,894,737		\$ 4,988,232	
\$ Δ	\$ (21,693)	\$ (77,017)	\$ (100,725)	\$ (188,473)	\$ (188,473)	\$ (69,324)		\$ 93,495	
% Δ	0%	-2%	-2%	-4%	-4%	-1%		2%	

Radnor Township, PA
Sewer Fund (#02) Budget Worksheet

Account Description	Actual	Actual	Actual	BOC Original Budget	BOC Amended Budget	Full Year Forecast		Township Manager Recommended Budget	
	2014	2015	2016	2017	2017	2017	%Δ	2018	%Δ
EXPENDITURES:									
Sewer Operations									
Salaries	261,566	262,089	285,930	300,775	300,775	279,877	7%	285,345	2%
Overtime	19,269	19,798	21,721	20,000	20,000	46,882	137%	10,300	-78%
Longevity	17,720	18,500	19,220	19,200	19,200	20,960	13%	23,585	13%
Sick Pay Bonus	917	805	816	1,015	1,015	980	22%	630	-36%
Medical Exp. Reimbursements	350	350	350	370	370	340	-3%	360	6%
Social Security Taxes	22,965	23,307	25,093	25,711	25,711	26,086	12%	24,472	-6%
Workers' Compensation	14,038	17,455	15,198	17,864	17,864	16,285	-7%	16,231	0%
Unemployment	-	-	-	-	-	-	n/a	-	n/a
Pension Allocation	71,949	75,270	68,355	39,977	39,977	-	-100%	29,740	n/a
Medical Insurance Premiums	99,535	99,344	98,486	105,578	105,578	94,439	-5%	88,413	-6%
Group, Life & Disability Insurance	5,108	5,384	4,337	4,970	4,970	4,377	-19%	4,898	12%
Utilities	18,249	15,873	15,463	17,500	17,500	13,730	-14%	15,500	13%
Communications	2,805	3,241	2,951	3,000	3,000	3,281	1%	3,400	4%
Uniforms	475	739	830	500	500	698	-6%	500	-28%
Boot Allowance	309	479	-	555	555	566	18%	555	-2%
Operating Supplies	18,862	20,950	10,660	22,000	24,327	10,122	-52%	22,000	117%
Rentals	107,237	115,242	181,702	211,000	211,000	210,839	83%	215,000	2%
Contractual Services	48,159	72,732	15,352	50,000	50,958	35,872	-51%	50,000	39%
Maint. & Repair: Mach. & Equipment	8,068	10,716	12,538	10,000	19,690	1,974	-82%	10,000	407%
Maint. & Repair: Sewers	37,758	25,088	29,900	26,000	26,000	17,875	-29%	26,000	45%
Gas, Oil & Lubricants	17,464	11,162	6,072	10,750	10,750	10,053	-10%	10,750	7%
Tires, Batteries & Accessories	112	1,078	631	1,600	1,600	-	-100%	1,600	n/a
Repair Parts	8,770	722	1,209	3,000	3,000	1,980	174%	3,000	52%
Contracted Maint. & Repairs	6,842	8,438	11,431	7,000	17,870	14,182	68%	7,000	-51%
Capital Improvements	295,236	126,748	313,754	56,000	56,000	3,833,253	2924%	1,052,443	-73%
Total Sewer Operations	\$ 1,083,764	\$ 935,509	\$ 1,141,999	\$ 954,365	\$ 978,210	\$ 4,644,651		\$ 1,901,722	
\$ Δ	\$ (302,450)	\$ (148,255)	\$ 206,490	\$ 18,856	\$ 42,701	\$ 3,709,142		\$ (2,742,929)	
% Δ	-22%	-14%	19%	2%	5%	396%		-59%	
Sewer Administration									
Salaries	53,705	53,661	54,332	56,633	56,633	53,851	0%	57,391	7%
Longevity	1,241	1,343	1,445	1,547	1,547	1,659	24%	1,896	14%
Sick Pay Bonus	83	60	60	48	48	36	-40%	36	1%
Medical Exp. Reimbursements	34	34	34	34	34	34	0%	34	0%
Social Security Taxes	4,218	4,223	4,278	3,969	3,969	4,112	-3%	4,002	-3%
Workers' Compensation	522	635	521	422	422	385	-39%	429	12%
Pension Allocation	11,690	11,172	9,984	7,281	7,281	-	-100%	5,696	n/a
Medical Insurance Premiums	17,700	17,689	18,965	18,476	18,476	16,417	-7%	17,042	4%
Group, Life & Disability Insurance	-	-	-	517	517	1,551	n/a	530	-66%
Boot Allowance	66	-	-	-	-	-	n/a	-	n/a
Office Supplies	2,974	2,657	2,725	2,600	2,600	2,621	-1%	2,600	-1%
Postage	4,598	4,159	3,600	4,500	4,500	3,640	-12%	4,500	24%
Credit Card Fees	11,356	14,813	17,329	15,000	15,000	18,359	24%	15,000	-18%
Advertising & Printing	-	-	-	200	200	50	n/a	200	300%
Dues & Subscriptions	-	100	-	-	-	-	-100%	-	n/a
Contractual Services	27,089	28,456	6,392	28,000	28,000	30,831	8%	28,000	-9%
Legal Services - General	12,550	13,605	14,226	12,000	38,395	14,580	7%	12,000	-18%
Total Sewer Administration	\$ 147,827	\$ 152,605	\$ 133,891	\$ 151,226	\$ 177,621	\$ 148,126		\$ 149,356	
\$ Δ	\$ 15,421	\$ 4,779	\$ (18,715)	\$ (1,379)	\$ 25,016	\$ (4,479)		\$ 1,230	
% Δ	12%	3%	-13%	-1%	16%	-3%		1%	

Radnor Township, PA
Sewer Fund (#02) Budget Worksheet

Account Description	Actual	Actual	Actual	BOC Original Budget	BOC Amended Budget	Full Year Forecast		Township Manager Recommended Budget	
	2014	2015	2016	2017	2017	2017	%Δ	2018	%Δ
Insurance									
Liability, Auto, Prop, Etc Insurance	16,962	20,015	18,088	23,000	23,000	18,635	-7%	23,000	23%
Total Insurance	\$ 16,962	\$ 20,015	\$ 18,088	\$ 23,000	\$ 23,000	\$ 18,635		\$ 23,000	
\$ Δ	\$ (2,453)	\$ 3,052	\$ (1,927)	\$ 2,986	\$ 2,986	\$ (1,380)		\$ 4,365	
% Δ	-13%	18%	-11%	15%	15%	-7%		23%	
RHM Sewer Authority									
Rentals	3,658,572	3,704,185	3,865,876	3,937,110	3,937,110	3,937,110	6%	4,669,388	19%
Total RHM Sewer Authority	\$ 3,658,572	\$ 3,704,185	\$ 3,865,876	\$ 3,937,110	\$ 3,937,110	\$ 3,937,110		\$ 4,669,388	
\$ Δ	\$ 317,887	\$ 45,612	\$ 161,691	\$ 232,925	\$ 232,925	\$ 232,925		\$ 732,278	
% Δ	10%	1%	4%	6%	6%	6%		19%	
Transfers Out									
Debt Service Fund	368,550	368,550	369,147	344,356	344,356	-	-100%	346,992	n/a
Total Transfers Out	\$ 368,550	\$ 368,550	\$ 369,147	\$ 344,356	\$ 344,356	\$ -		\$ 346,992	
\$ Δ	\$ (8,445)	\$ -	\$ 597	\$ (24,194)	\$ (24,194)	\$ (368,550)		\$ 346,992	
% Δ	-2%	0%	0%	-7%	-7%	-100%		n/a	
TOTAL SEWER EXPENDITURES	\$ 5,275,675	\$ 5,180,864	\$ 5,529,000	\$ 5,410,057	\$ 5,460,297	\$ 8,748,522		\$ 7,090,458	
\$ Δ	\$ 19,960	\$ (94,811)	\$ 348,136	\$ 229,193	\$ 279,433	\$ 3,567,658		\$ (1,658,064)	
% Δ	0%	-2%	7%	4%	5%	69%		-19%	
Fund Balance									
Beginning Fund Balance, January 1	\$ 2,264,508	\$ 1,751,186	\$ 1,505,897	\$ 1,505,897	\$ 1,505,897	\$ 1,505,897	-14%	\$ (2,347,887)	
Revenues	5,041,078	4,964,061	4,863,337	4,775,588	4,775,588	4,894,737	-1%	4,988,232	
Expenditures	5,275,675	5,180,864	5,529,000	5,410,057	5,460,297	8,748,522	69%	7,090,458	
Accrual / Misc Adjustments	(278,725)	(28,486)	(28,486)	-	-	-		-	
Ending Fund Balance	\$ 1,751,186	\$ 1,505,897	\$ 811,748	\$ 871,428	\$ 821,188	\$ (2,347,887)	-256%	\$ (4,450,113)	
Increase / (Decrease) In Fund Balance	\$ (513,322)	\$ (245,289)	\$ (694,150)	\$ (634,469)	\$ (684,709)	\$ (3,853,784)		\$ (2,102,226)	
						\$ (3,853,784)		\$ (1,755,234)	

Radnor Township, PA
2018 Township Manager Recommended Budget

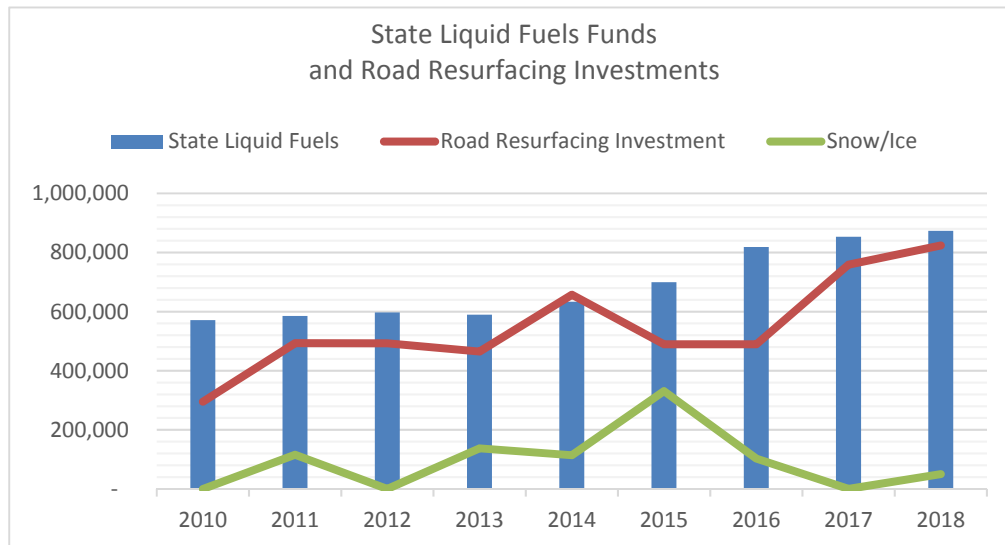
Liquid Fuels Fund #03

**Radnor Township, PA
Liquid Fuels Fund
2018 Operating Budget Narrative**



Department Summary:

This fund is mandated by Pennsylvania law and is required to account for the State and County contributions to Radnor Township for road and related improvements.



Service / Program Descriptions:

Name	Description
Snow & Ice Removal	The Public Works department contracts with the State to plow and remove snow and ice from certain state routes within Radnor Township. Therefore, a portion of the Township's expense associated with the purchase of salt is charged against this fund.
Road Construction	The Township contracts annually for various road resurfacing projects and utilizes these funds to accomplish that.
Traffic Lighting	Similar to the snow and ice removal, the Township incurs certain costs associated with traffic signals on State routes.

Radnor Township, PA
Liquid Fuels Fund (#03) Budget Worksheet

Account Description	Actual	Actual	Actual	BOC Original Budget	BOC Amended Budget	Full Year Actual		Township Manager Recommended Budget	
	2014	2015	2016	2017	2017	2017	%Δ	2018	%Δ
REVENUES:									
Interest and Rents									
Interest & Rents	895	880	1,937	1,000	1,000	3,261	271%	1,000	-69%
Total Interest and Rents	\$ 895	\$ 880	\$ 1,937	\$ 1,000	\$ 1,000	\$ 3,261		\$ 1,000	
\$ Δ	\$ 147	\$ (16)	\$ 1,057	\$ (937)	\$ (937)	\$ 1,325		\$ (2,261)	
% Δ	20%	-2%	118%	-48%	-48%	68%		-69%	
Grants and Gifts									
State Liquid Fuels Allocation	633,359	699,158	812,899	829,316	829,316	852,900	22%	873,082	2%
Total Grants and Gifts	\$ 633,359	\$ 699,158	\$ 812,899	\$ 829,316	\$ 829,316	\$ 852,900		\$ 873,082	
\$ Δ	\$ 43,816	\$ 65,799	\$ 113,741	\$ 16,417	\$ 16,417	\$ 40,001		\$ 20,182	
% Δ	7%	10%	18%	2%	2%	5%		2%	
Miscellaneous									
Refund & Miscellaneous	-	85,158	48,718	-	-	-	-100%	-	n/a
Total Miscellaneous	\$ -	\$ 85,158	\$ 48,718	\$ -	\$ -	\$ -		\$ -	
\$ Δ	\$ -	\$ 85,158	\$ (36,439)	\$ (48,718)	\$ (48,718)	\$ (48,718)		\$ -	
% Δ	n/a	n/a	n/a	-100%	-100%	-100%		n/a	
TOTAL LIQUID FUELS REVENUES	\$ 634,255	\$ 785,195	\$ 863,554	\$ 830,316	\$ 830,316	\$ 856,161		\$ 874,082	
\$ Δ	\$ 4,643	\$ 150,941	\$ 78,358	\$ (33,238)	\$ (33,238)	\$ (7,392)		\$ 17,921	
% Δ	1%	24%	12%	-4%	-4%	-1%		2%	
EXPENDITURES:									
Snow and Ice Removal									
Operating Supplies (Salt)	114,200	331,065	102,626	110,000	110,000	-	-100%	50,000	n/a
Total Snow and Ice Removal	\$ 114,200	\$ 331,065	\$ 102,626	\$ 110,000	\$ 110,000	\$ -		\$ 50,000	
\$ Δ	\$ (22,931)	\$ 216,865	\$ (228,439)	\$ 7,374	\$ 7,374	\$ (102,626)		\$ 50,000	
% Δ	-17%	190%	-200%	7%	7%	-100%		n/a	
Highway Construction and Rebuilding									
Resurfacing & Rebuilding	464,710	656,889	1,185,187	948,020	994,207	758,976	16%	824,082	9%
Total Highway Construction	\$ 464,710	\$ 656,889	\$ 1,185,187	\$ 948,020	\$ 994,207	\$ 758,976		\$ 824,082	
\$ Δ	\$ (27,588)	\$ 192,179	\$ 528,297	\$ (237,167)	\$ (190,980)	\$ (426,211)		\$ 65,106	
% Δ	-6%	41%	114%	-20%	-16%	-36%		9%	
TOTAL LIQUID FUELS EXPENDITURE	\$ 578,910	\$ 987,954	\$ 1,287,812	\$ 1,058,020	\$ 1,104,207	\$ 758,976		\$ 874,082	
\$ Δ	\$ (50,520)	\$ 409,044	\$ 299,858	\$ (229,792)	\$ (183,606)	\$ (528,837)		\$ 115,106	
% Δ	-8%	71%	52%	-18%	-14%	-41%		15%	
Fund Balance									
Beginning Fund Balance, January 1	\$ 687,328	\$ 742,673	\$ 539,915	\$ 115,656	\$ 115,656	\$ 115,656	-84%	\$ 212,842	
Revenues	634,255	785,195	863,554	830,316	830,316	856,161	9%	874,082	
Expenditures	578,910	987,954	1,287,812	1,058,020	1,104,207	758,976	-23%	874,082	
Accrual / Misc Adjustments	1	1	-	-	-	-		-	
Ending Fund Balance	\$ 742,673	\$ 539,915	\$ 115,656	\$ (112,048)	\$ (158,234)	\$ 212,842	-61%	\$ 212,842	
Increase / (Decrease) In Fund Balance	\$ 55,346	\$ (202,758)	\$ (424,259)	\$ (227,704)	\$ (273,891)	\$ 97,185		\$ -	
\$ Δ	\$ 55,345	\$ (202,759)	\$ (424,259)	\$ (227,704)	\$ (273,891)	\$ 97,185		\$ -	

Radnor Township, PA
2018 Township Manager Recommended Budget

Storm Water Management Fund #04

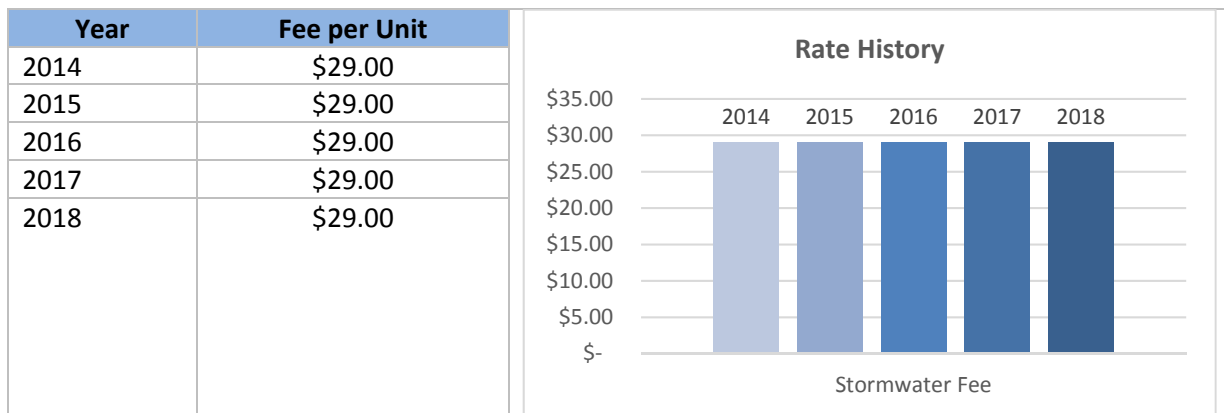
**Radnor Township, PA
Public Works – Stormwater Fund
2018 Operating Budget Narrative**



Department Summary:

The Board of Commissioners created this fund in 2012, solely to deal with items regarding stormwater: flood mitigation, infrastructure repair/replacement, and regulatory requirements. The Stormwater Fee Ordinance established a \$29.00 per unit fee which is applied based on the (a) the type of property and (b) the amount of impervious coverage or size of the lot. In conjunction with this fee, the Stormwater Management Advisory Committee (SWMAC) was formed. The SWAMC provides valuable insight and input regarding the Capital Plan, flood mitigation projects, regulatory requirements, and other issues as required in reference to stormwater.

The purpose of this fund is to account for all the expenditures relating to stormwater management throughout the Township. Activities include compliance with Federal mandates (MS4, Pollution Reduction Plan), maintenance and repair of storm water infrastructure as well as capital improvements, installation, replacement of storm sewer infrastructure and all other activities as it relates to the management of storm water throughout the Township.



Service / Program Descriptions:

Name	Description
Stormwater Fund	Currently, there are many projects being considered to comply with the MS4 regulations, the cleaning and repairing of the North Wayne Field Basin, stormwater management projects upstream of the North Wayne Field basin, the Wayne Train Station SW Management project, and a failing culvert end wall and associated storm sewer on Roberts Road. (Meliora, Gannett Fleming, T&M Associates)

Line Item Descriptions:

Line Item	Description
Operations: Professional Services	These estimates are to cover the engineering of projects such as MS4 regulations, the cleaning and repairing of the North Wayne Field Basin, stormwater management projects upstream of the North Wayne Field basin, the Wayne Train Station SW Management project, and a failing

**Radnor Township, PA
Public Works – Stormwater Fund
2018 Operating Budget Narrative**



	culvert end wall and associated storm sewer on Roberts Road. (Meliora, Gannett Fleming, T&M Associates)
Administration: Credit Card Fees	These costs are for the customers who pay their stormwater bill via credit card.
Administration: Contractual Services	These costs are for the billing software (\$2,650) and billing costs, billing database update.
Administration: Professional Services	Engineering services for stormwater related items. (CH2M, Gannett Fleming, etc.)

Radnor Township, PA
Stormwater Management Fund (#04) Budget Worksheet

Account Description	Actual	Actual	Actual	BOC Original Budget	BOC Amended Budget	Full Year Actual		Township Manager Recommended Budget	
	2014	2015	2016	2017	2017	2017	% Δ	2018	% Δ
REVENUES:									
Interest & Rents									
Interest & Rents	1,970	9,844	23,523	2,500	2,500	26,219	166%	20,000	-24%
Total Interest & Rents	\$ 1,970	\$ 9,844	\$ 23,523	\$ 2,500	\$ 2,500	\$ 26,219		\$ 20,000	
\$ Δ	\$ 1,605	\$ 7,874	\$ 13,679	\$ (7,344)	\$ (7,344)	\$ 16,375		\$ (6,219)	
% Δ	440%	400%	694%	-75%	-75%	166%		-24%	
Departmental Earnings									
Current Year Face	1,060,523	1,058,104	1,065,643	1,064,000	1,064,000	1,061,930	0%	1,064,000	0%
Rent - Current Year Penalties	8,266	8,630	10,010	10,000	10,000	7,302	-15%	10,000	37%
Rent - Prior Years	3,922	8,285	20,613	30,000	30,000	15,118	82%	30,000	98%
Total Departmental Earnings	\$ 1,072,711	\$ 1,075,018	\$ 1,096,265	\$ 1,104,000	\$ 1,104,000	\$ 1,084,350		\$ 1,104,000	
\$ Δ	\$ 1,072,711	\$ 2,308	\$ 21,247	\$ 28,982	\$ 28,982	\$ 9,332		\$ 19,650	
% Δ	n/a	0%	2%	3%	3%	1%		2%	
Miscellaneous									
Miscellaneous	3,660	6,783	18,824	4,000	4,000	17,107	152%	15,000	-12%
Cash Over / Short	-	0	(0)	-	-	0	2500%	-	-100%
Total Miscellaneous	\$ 3,660	\$ 6,783	\$ 18,824	\$ 4,000	\$ 4,000	\$ 17,108		\$ 15,000	
\$ Δ	\$ 3,563	\$ 3,123	\$ 12,041	\$ (2,783)	\$ (2,783)	\$ 10,325		\$ (2,108)	
% Δ	3654%	85%	329%	-41%	-41%	152%		-12%	
Transfers In									
From General Fund	-	-	-	-	-	-	n/a	-	n/a
From \$8.0M BPT Settlement Fund	-	-	-	-	-	-	n/a	-	n/a
Total Transfers In	\$ -	\$ -	\$ -	\$ -	\$ -	\$ -		\$ -	
\$ Δ	\$ (1,230,000)	\$ -	\$ -	\$ -	\$ -	\$ -		\$ -	
% Δ	-100%	n/a	n/a	n/a	n/a	n/a		n/a	
TOTAL STORMWATER REVENUE	\$ 1,078,341	\$ 1,091,645	\$ 1,138,612	\$ 1,110,500	\$ 1,110,500	\$ 1,127,677		\$ 1,139,000	
\$ Δ	\$ (152,122)	\$ 13,305	\$ 46,967	\$ 18,855	\$ 18,855	\$ 36,032		\$ 11,323	
% Δ	-12%	1%	4%	2%	2%	3%		1%	

Radnor Township, PA
Stormwater Management Fund (#04) Budget Worksheet

Account Description	Actual	Actual	Actual	BOC Original Budget	BOC Amended Budget	Full Year Actual		Township Manager Recommended Budget	
	2014	2015	2016	2017	2017	2017	% Δ	2018	% Δ
EXPENDITURES:									
Stormwater Operations									
Contractual Services	5,260	21,475	109,027	-	89,798	217,600	913%	-	-100%
Maint. & Repair: Sewers	-	-	-	350,000	350,000	87,500	n/a	185,470	112%
Capital Improvements	573,225	194,292	625,563	1,500,000	1,665,187	764,229	293%	1,850,000	142%
Total Stormwater Operations	\$ 578,485	\$ 215,768	\$ 734,590	\$ 1,850,000	\$ 2,104,985	\$ 1,069,329		\$ 2,035,470	
\$ Δ	\$ 578,485	\$ (362,718)	\$ 518,823	\$ 1,634,232	\$ 1,889,218	\$ 853,562		\$ 966,141	
% Δ	n/a	-63%	90%	757%	876%	396%		90%	
Stormwater Administration									
Postage	4,300	4,128	4,300	4,300	4,300	4,440	8%	4,300	-3%
Credit Card Fees	3,248	3,993	4,676	5,000	5,000	5,038	26%	4,000	-21%
Contractual Services	15,319	7,709	-	7,150	7,150	29,171	278%	7,150	-75%
Rebate Payments	-	100	200	5,000	5,000	1,550	1450%	50,000	3126%
Professional Services	39,818	58,724	97,774	241,755	262,981	119,620	104%	64,550	-46%
Total Stormwater Administration	\$ 62,685	\$ 74,654	\$ 106,950	\$ 263,205	\$ 284,431	\$ 159,818		\$ 130,000	
\$ Δ	\$ (175,135)	\$ 11,969	\$ 32,296	\$ 188,551	\$ 209,777	\$ 85,164		\$ (29,818)	
% Δ	-74%	19%	52%	253%	281%	114%		-19%	
TOTAL STORMWATER EXPENDITURE	\$ 641,170	\$ 290,421	\$ 841,540	\$ 2,113,205	\$ 2,389,416	\$ 1,229,148		\$ 2,165,470	
\$ Δ	\$ 403,350	\$ (350,749)	\$ 551,119	\$ 1,822,784	\$ 2,098,995	\$ 938,726		\$ 936,322	
% Δ	170%	-55%	86%	628%	723%	323%		76%	
Fund Balance	2014	2015	2016	2017	2017	2017		2018	
Beginning Fund Balance, January 1	\$ 1,240,668	\$ 1,615,852	\$ 2,479,358	\$ 2,776,430	\$ 2,776,430	\$ 2,776,430	72%	\$ 1,773,725	
Revenues	1,078,341	1,091,645	1,138,612	1,110,500	1,110,500	1,127,677	3%	1,139,000	
Expenditures	641,170	290,421	841,540	2,113,205	2,389,416	1,229,148	323%	2,165,470	
Accrual / Misc Adjustments	(61,986)	62,282	-	-	-	-		-	
Ending Fund Balance	\$ 1,615,852	\$ 2,479,358	\$ 2,776,430	\$ 1,773,725	\$ 1,773,725	\$ 2,674,959	8%	\$ 747,255	
Increase / (Decrease) In Fund Balance	\$ 375,184	\$ 863,506	\$ 297,072	\$ (1,002,705)	\$ (1,002,705)	\$ (101,471)		\$ (1,026,470)	
	\$ 437,170	\$ 801,224	\$ 297,072	\$ (1,002,705)	\$ (1,278,916)	\$ (101,471)		\$ (1,026,470)	

Radnor Township, PA
2018 Township Manager Recommended Budget

Capital Improvement Fund #05

Five Year Capital and Infrastructure Plan



FIVE YEAR CAPITAL PLAN 2018 - 2023

RADNOR TOWNSHIP | 301 Iven Ave, Wayne, PA 19087

Radnor Township, PA

Five Year Capital Plan

Summary of Sources and Uses for each year | 2018-2023

Radnor Township, PA
Capital Improvement Plan
Annual Sources and Uses Schedule

	2018						Total All Funds
	02 Sanitary Sewer Fund	04 Storm Water Management Fund	03 Liquid Fuels Fund	05 Capital Improvement Fund	22 Park & Open Space Fund	23 Willows Fund	
Beginning Cash Balance	\$ -	\$ -	\$ -	\$ 848,075	\$ -	\$ -	\$ 848,075
Excess General Fund Balance Reallocation Policy ³	-	-	-	-	-	-	-
Less: Carry forward Encumbrances from Prior Yr.	-	-	-	-	-	-	-
Available Beginning Cash	\$ -	\$ -	\$ -	\$ 848,075	\$ -	\$ -	\$ 848,075
Funding Sources:							
General:							
PEG / Radnor TV Funding	-	-	-	170,000	-	-	170,000
Interest Income	-	-	-	6,000	-	-	6,000
Sale of Property and Equipment	-	-	-	20,000	-	-	20,000
Contributions / Grants	-	-	-	-	-	-	-
Sewer Rent Fees	1,020,000	-	-	-	-	-	1,020,000
Storm Water Fees ⁴	-	1,728,686	-	-	-	-	1,728,686
Liquid Fuels State Allocation	-	-	774,082	-	-	-	774,082
Real Estate Transfer (Open Space Dedicated) ⁵	-	-	-	-	-	-	-
Total Sources	\$ 1,020,000	\$ 1,728,686	\$ 774,082	\$ 196,000	\$ -	\$ -	\$ 3,718,768
Cash Balances Available for Capital Spending	\$ 1,020,000	\$ 1,728,686	\$ 774,082	\$ 1,044,075	\$ -	\$ -	\$ 4,566,843
Capital Plan Uses:							
Pay-As-You-Go Capital Group:							
Department Vehicles and Equipment							
Police	-	-	-	391,900	-	-	391,900
Engineering	-	-	-	-	-	-	-
Public Works: Solid Waste	-	-	-	259,901	-	-	259,901
Public Works: Highway	-	-	-	301,018	-	-	301,018
Public Works: Park Maint.	-	-	-	245,312	-	-	245,312
Public Works: Sanitary Sewer	32,443	-	-	-	-	-	32,443
Community Development	-	-	-	-	-	-	-
Information Technology	-	-	-	95,050	-	-	95,050
PEG / Radnor TV	-	-	-	193,700	-	-	193,700
Fire Service Contributions	-	-	-	283,036	-	-	283,036
Park Improvements (Non-Bondable)	-	-	-	-	-	-	-
Subtotal Pay-as-you-go Total	\$ 32,443	\$ -	\$ -	\$ 1,769,917	\$ -	\$ -	\$ 1,802,360
				1,573,917			
Pay-As-You-Use Capital Group (Bondable):							
Infrastructure Improvements							
Sanitary Sewer Improvements	1,020,000	-	-	-	-	-	1,020,000
Storm Water Management Improvements	-	1,728,686	-	-	-	-	1,728,686
Road and Bridge Improvements	-	-	774,082	285,918	-	-	1,060,000
Board of Commissioner Projects	-	-	-	495,000	-	-	495,000
Traffic Control Systems	-	-	-	563,189	-	-	563,189
Township Building and Grounds	-	-	-	266,500	-	-	266,500
Municipal Parking Lots	-	-	-	38,000	-	-	38,000
Willows Improvements	-	-	-	-	-	-	-
Library Facility Improvements	-	-	-	-	-	-	-
Special Assessment Improvements	-	-	-	-	-	-	-
Park Improvements (Bondable)	-	-	-	183,000	-	-	183,000
Trail Network Plan	-	-	-	-	-	-	-
Subtotal Pay-As-You-Use Capital Group	\$ 1,020,000	\$ 1,728,686	\$ 774,082	\$ 1,831,607	\$ -	\$ -	\$ 5,354,375
Grand Total of Capital Itmes	\$ 1,052,443	\$ 1,728,686	\$ 774,082	\$ 3,601,524	\$ -	\$ -	\$ 7,156,735
Ending Cash Balance before Tax Funding	\$ -	\$ -	\$ -	\$ (2,557,449)	\$ -	\$ -	\$ (787,532)
Tax Funding Need to Fund Program	-	-	-	2,807,449	-	-	2,807,449
Ending Cash Balance	\$ -	\$ -	\$ -	\$ 250,000	\$ -	\$ -	\$ 2,019,917

Radnor Township, PA
Capital Improvement Plan
Annual Sources and Uses Schedule

	2019						
	02 Sanitary Sewer Fund	04 Storm Water Management Fund	03 Liquid Fuels Fund	05 Capital Improvement Fund	22 Park & Open Space Fund	23 Willows Fund	Total All Funds
Beginning Cash Balance	\$ -	\$ -	\$ -	\$ 250,000	\$ -	\$ -	\$ 250,000
Excess General Fund Balance Reallocation Policy ³	-	-	-	-	-	-	-
Less: Carry forward Encumbrances from Prior Yr.	-	-	-	-	-	-	-
Available Beginning Cash	\$ -	\$ -	\$ -	\$ 250,000	\$ -	\$ -	\$ 250,000
Funding Sources:							
General:							
PEG / Radnor TV Funding	-	-	-	160,000	-	-	160,000
Interest Income	-	-	-	6,000	-	-	6,000
Sale of Property and Equipment	-	-	-	20,000	-	-	20,000
Contributions / Grants	-	-	-	-	-	-	-
Sewer Rent Fees	1,906,000	-	-	-	-	-	1,906,000
Storm Water Fees ⁴	-	871,438	-	-	-	-	871,438
Liquid Fuels State Allocation	-	-	795,909	-	-	-	795,909
Real Estate Transfer (Open Space Dedicated) ⁵	-	-	-	-	-	-	-
Total Sources	\$ 1,906,000	\$ 871,438	\$ 795,909	\$ 186,000	\$ -	\$ -	\$ 3,759,347
Cash Balances Available for Capital Spending	\$ 1,906,000	\$ 871,438	\$ 795,909	\$ 436,000	\$ -	\$ -	\$ 4,009,347
Capital Plan Uses:							
Pay-As-You-Go Capital Group:							
Department Vehicles and Equipment							
Police	-	-	-	324,670	-	-	324,670
Engineering	-	-	-	-	-	-	-
Public Works: Solid Waste	-	-	-	225,629	-	-	225,629
Public Works: Highway	-	-	-	313,610	-	-	313,610
Public Works: Park Maint.	-	-	-	186,512	-	-	186,512
Public Works: Sanitary Sewer	72,643	-	-	-	-	-	72,643
Community Development	-	-	-	35,000	-	-	35,000
Information Technology	-	-	-	27,250	-	-	27,250
PEG / Radnor TV	-	-	-	132,360	-	-	132,360
Fire Service Contributions	-	-	-	283,036	-	-	283,036
Park Improvements (Non-Bondable)	-	-	-	257,000	-	-	257,000
Subtotal Pay-as-you-go Total	\$ 72,643	\$ -	\$ -	\$ 1,785,067	\$ -	\$ -	\$ 1,857,710
				1,599,067			
Pay-As-You-Use Capital Group (Bondable):							
Infrastructure Improvements							
Sanitary Sewer Improvements	1,906,000	-	-	-	-	-	1,906,000
Storm Water Management Improvements	-	871,438	-	-	-	-	871,438
Road and Bridge Improvements	-	-	795,909	269,091	-	-	1,065,000
Board of Commissioner Projects	-	-	-	430,000	-	-	430,000
Traffic Control Systems	-	-	-	385,078	-	-	385,078
Township Building and Grounds	-	-	-	266,000	-	-	266,000
Municipal Parking Lots	-	-	-	300,000	-	-	300,000
Willows Improvements	-	-	-	-	-	-	-
Library Facility Improvements	-	-	-	-	-	-	-
Special Assessment Improvements	-	-	-	-	-	-	-
Park Improvements (Bondable)	-	-	-	-	-	-	-
Trail Network Plan	-	-	-	-	-	-	-
Subtotal Pay-As-You-Use Capital Group	\$ 1,906,000	\$ 871,438	\$ 795,909	\$ 1,650,169	\$ -	\$ -	\$ 5,223,516
Grand Total of Capital Itmes	\$ 1,978,643	\$ 871,438	\$ 795,909	\$ 3,435,236	\$ -	\$ -	\$ 7,081,226
Ending Cash Balance before Tax Funding	\$ -	\$ -	\$ -	\$ (2,999,236)	\$ -	\$ -	\$ (1,214,169)
Tax Funding Need to Fund Program	-	-	-	3,249,236	-	-	3,249,236
Ending Cash Balance	\$ -	\$ -	\$ -	\$ 250,000	\$ -	\$ -	\$ 2,035,067

Radnor Township, PA
Capital Improvement Plan
Annual Sources and Uses Schedule

	2020						
	02 Sanitary Sewer Fund	04 Storm Water Management Fund	03 Liquid Fuels Fund	05 Capital Improvement Fund	22 Park & Open Space Fund	23 Willows Fund	Total All Funds
Beginning Cash Balance	\$ -	\$ -	\$ -	\$ 250,000	\$ -	\$ -	\$ 250,000
Excess General Fund Balance Reallocation Policy ³	-	-	-	-	-	-	-
Less: Carry forward Encumbrances from Prior Yr.	-	-	-	-	-	-	-
Available Beginning Cash	\$ -	\$ -	\$ -	\$ 250,000	\$ -	\$ -	\$ 250,000
Funding Sources:							
General:							
PEG / Radnor TV Funding	-	-	-	160,000	-	-	\$ 160,000
Interest Income	-	-	-	6,000	-	-	\$ 6,000
Sale of Property and Equipment	-	-	-	20,000	-	-	\$ 20,000
Contributions / Grants	-	-	-	-	-	-	\$ -
Sewer Rent Fees	1,692,000	-	-	-	-	-	\$ 1,692,000
Storm Water Fees ⁴	-	833,415	-	-	-	-	\$ 833,415
Liquid Fuels State Allocation	-	-	818,282	-	-	-	\$ 818,282
Real Estate Transfer (Open Space Dedicated) ⁵	-	-	-	-	-	-	\$ -
Total Sources	\$ 1,692,000	\$ 833,415	\$ 818,282	\$ 186,000	\$ -	\$ -	\$ 3,529,697
Cash Balances Available for Capital Spending	\$ 1,692,000	\$ 833,415	\$ 818,282	\$ 436,000	\$ -	\$ -	\$ 3,779,697
Capital Plan Uses:							
Pay-As-You-Go Capital Group:							
Department Vehicles and Equipment							
Police	-	-	-	316,500	-	-	\$ 316,500
Engineering	-	-	-	-	-	-	\$ -
Public Works: Solid Waste	-	-	-	277,139	-	-	\$ 277,139
Public Works: Highway	-	-	-	490,914	-	-	\$ 490,914
Public Works: Park Maint.	-	-	-	257,812	-	-	\$ 257,812
Public Works: Sanitary Sewer	110,143	-	-	-	-	-	\$ 110,143
Community Development	-	-	-	-	-	-	\$ -
Information Technology	-	-	-	33,250	-	-	\$ 33,250
PEG / Radnor TV	-	-	-	136,750	-	-	\$ 136,750
Fire Service Contributions	-	-	-	283,036	-	-	\$ 283,036
Park Improvements (Non-Bondable)	-	-	-	244,000	-	-	\$ 244,000
Subtotal Pay-as-you-go Total	\$ 110,143	\$ -	\$ -	\$ 2,039,401	\$ -	\$ -	\$ 2,149,544
				1,853,401			
Pay-As-You-Use Capital Group (Bondable):							
Infrastructure Improvements							
Sanitary Sewer Improvements	1,692,000	-	-	-	-	-	\$ 1,692,000
Storm Water Management Improvements	-	833,415	-	-	-	-	\$ 833,415
Road and Bridge Improvements	-	-	818,282	196,718	-	-	\$ 1,015,000
Board of Commissioner Projects	-	-	-	150,000	-	-	\$ 150,000
Traffic Control Systems	-	-	-	799,000	-	-	\$ 799,000
Township Building and Grounds	-	-	-	260,000	-	-	\$ 260,000
Municipal Parking Lots	-	-	-	20,000	-	-	\$ 20,000
Willows Improvements	-	-	-	-	-	-	\$ -
Library Facility Improvements	-	-	-	-	-	-	\$ -
Special Assessment Improvements	-	-	-	-	-	-	\$ -
Park Improvements (Bondable)	-	-	-	1,293,000	-	-	\$ 1,293,000
Trail Network Plan	-	-	-	-	-	-	\$ -
Subtotal Pay-As-You-Use Capital Group	\$ 1,692,000	\$ 833,415	\$ 818,282	\$ 2,718,718	\$ -	\$ -	\$ 6,062,415
Grand Total of Capital Itmes	\$ 1,802,143	\$ 833,415	\$ 818,282	\$ 4,758,119	\$ -	\$ -	\$ 8,211,959
Ending Cash Balance before Tax Funding	\$ -	\$ -	\$ -	\$ (4,322,119)	\$ -	\$ -	\$ (2,282,718)
Tax Funding Need to Fund Program	-	-	-	4,572,119	-	-	\$ 4,572,119
Ending Cash Balance	\$ -	\$ -	\$ -	\$ 250,000	\$ -	\$ -	\$ 2,289,401

Radnor Township, PA
Capital Improvement Plan
Annual Sources and Uses Schedule

	2021						Total All Funds
	02 Sanitary Sewer Fund	04 Storm Water Management Fund	03 Liquid Fuels Fund	05 Capital Improvement Fund	22 Park & Open Space Fund	23 Willows Fund	
Beginning Cash Balance	\$ -	\$ -	\$ -	\$ 250,000	\$ -	\$ -	\$ 250,000
Excess General Fund Balance Reallocation Policy ³	-	-	-	-	-	-	-
Less: Carry forward Encumbrances from Prior Yr.	-	-	-	-	-	-	-
Available Beginning Cash	\$ -	\$ -	\$ -	\$ 250,000	\$ -	\$ -	\$ 250,000
Funding Sources:							
General:							
PEG / Radnor TV Funding	-	-	-	160,000	-	-	\$ 160,000
Interest Income	-	-	-	6,000	-	-	\$ 6,000
Sale of Property and Equipment	-	-	-	20,000	-	-	\$ 20,000
Contributions / Grants	-	-	-	-	-	-	\$ -
Sewer Rent Fees	2,861,000	-	-	-	-	-	\$ 2,861,000
Storm Water Fees ⁴	-	943,544	-	-	-	-	\$ 943,544
Liquid Fuels State Allocation	-	-	864,719	-	-	-	\$ 864,719
Real Estate Transfer (Open Space Dedicated) ⁵	-	-	-	-	-	-	\$ -
Total Sources	\$ 2,861,000	\$ 943,544	\$ 864,719	\$ 186,000	\$ -	\$ -	\$ 4,855,263
Cash Balances Available for Capital Spending	\$ 2,861,000	\$ 943,544	\$ 864,719	\$ 436,000	\$ -	\$ -	\$ 5,105,263
Capital Plan Uses:							
Pay-As-You-Go Capital Group:							
Department Vehicles and Equipment							
Police	-	-	-	200,500	-	-	\$ 200,500
Engineering	-	-	-	-	-	-	\$ -
Public Works: Solid Waste	-	-	-	286,903	-	-	\$ 286,903
Public Works: Highway	-	-	-	259,988	-	-	\$ 259,988
Public Works: Park Maint.	-	-	-	143,858	-	-	\$ 143,858
Public Works: Sanitary Sewer	72,643	-	-	-	-	-	\$ 72,643
Community Development	-	-	-	35,000	-	-	\$ 35,000
Information Technology	-	-	-	43,050	-	-	\$ 43,050
PEG / Radnor TV	-	-	-	137,600	-	-	\$ 137,600
Fire Service Contributions	-	-	-	283,036	-	-	\$ 283,036
Park Improvements (Non-Bondable)	-	-	-	201,000	-	-	\$ 201,000
Subtotal Pay-as-you-go Total	\$ 72,643	\$ -	\$ -	\$ 1,590,935	\$ -	\$ -	\$ 1,663,578
				1,404,935			
Pay-As-You-Use Capital Group (Bondable):							
Infrastructure Improvements							
Sanitary Sewer Improvements	2,861,000	-	-	-	-	-	\$ 2,861,000
Storm Water Management Improvements	-	943,544	-	-	-	-	\$ 943,544
Road and Bridge Improvements	-	-	864,719	200,281	-	-	\$ 1,065,000
Board of Commissioner Projects	-	-	-	150,000	-	-	\$ 150,000
Traffic Control Systems	-	-	-	729,000	-	-	\$ 729,000
Township Building and Grounds	-	-	-	150,000	-	-	\$ 150,000
Municipal Parking Lots	-	-	-	-	-	-	\$ -
Willows Improvements	-	-	-	-	-	-	\$ -
Library Facility Improvements	-	-	-	-	-	-	\$ -
Special Assessment Improvements	-	-	-	-	-	-	\$ -
Park Improvements (Bondable)	-	-	-	-	-	-	\$ -
Trail Network Plan	-	-	-	-	-	-	\$ -
Subtotal Pay-As-You-Use Capital Group	\$ 2,861,000	\$ 943,544	\$ 864,719	\$ 1,229,281	\$ -	\$ -	\$ 5,898,544
Grand Total of Capital Itmes	\$ 2,933,643	\$ 943,544	\$ 864,719	\$ 2,820,216	\$ -	\$ -	\$ 7,562,122
Ending Cash Balance before Tax Funding	\$ -	\$ -	\$ -	\$ (2,384,216)	\$ -	\$ -	\$ (793,281)
Tax Funding Need to Fund Program	-	-	-	2,634,216	-	-	\$ 2,634,216
Ending Cash Balance	\$ -	\$ -	\$ -	\$ 250,000	\$ -	\$ -	\$ 1,840,935

Radnor Township, PA
Capital Improvement Plan
Annual Sources and Uses Schedule

	2022						
	02	04	03	05	22	23	
	Sanitary Sewer Fund	Storm Water Management Fund	Liquid Fuels Fund	Capital Improvement Fund	Park & Open Space Fund	Willows Fund	Total All Funds
Beginning Cash Balance	\$ -	\$ -	\$ -	\$ 250,000	\$ -	\$ -	\$ 250,000
Excess General Fund Balance Reallocation Policy ³	-	-	-	-	-	-	-
Less: Carry forward Encumbrances from Prior Yr.	-	-	-	-	-	-	-
Available Beginning Cash	\$ -	\$ -	\$ -	\$ 250,000	\$ -	\$ -	\$ 250,000
Funding Sources:							
General:							
PEG / Radnor TV Funding	-	-	-	160,000	-	-	\$ 160,000
Interest Income	-	-	-	6,000	-	-	\$ 6,000
Sale of Property and Equipment	-	-	-	20,000	-	-	\$ 20,000
Contributions / Grants	-	-	-	-	-	-	\$ -
Sewer Rent Fees	1,675,000	-	-	-	-	-	\$ 1,675,000
Storm Water Fees ⁴	-	943,544	-	-	-	-	\$ 943,544
Liquid Fuels State Allocation	-	-	888,812	-	-	-	\$ 888,812
Real Estate Transfer (Open Space Dedicated) ⁵	-	-	-	-	-	-	\$ -
Total Sources	\$ 1,675,000	\$ 943,544	\$ 888,812	\$ 186,000	\$ -	\$ -	\$ 3,693,356
Cash Balances Available for Capital Spending	\$ 1,675,000	\$ 943,544	\$ 888,812	\$ 436,000	\$ -	\$ -	\$ 3,943,356
Capital Plan Uses:							
Pay-As-You-Go Capital Group:							
Department Vehicles and Equipment							
Police	-	-	-	308,500	-	-	\$ 308,500
Engineering	-	-	-	-	-	-	\$ -
Public Works: Solid Waste	-	-	-	295,300	-	-	\$ 295,300
Public Works: Highway	-	-	-	226,231	-	-	\$ 226,231
Public Works: Park Maint.	-	-	-	103,000	-	-	\$ 103,000
Public Works: Sanitary Sewer	40,200	-	-	-	-	-	\$ 40,200
Community Development	-	-	-	35,000	-	-	\$ 35,000
Information Technology	-	-	-	35,250	-	-	\$ 35,250
PEG / Radnor TV	-	-	-	130,400	-	-	\$ 130,400
Fire Service Contributions	-	-	-	283,036	-	-	\$ 283,036
Park Improvements (Non-Bondable)	-	-	-	36,000	-	-	\$ 36,000
Subtotal Pay-as-you-go Total	\$ 40,200	\$ -	\$ -	\$ 1,452,717	\$ -	\$ -	\$ 1,492,917
				1,266,717			
Pay-As-You-Use Capital Group (Bondable):							
Infrastructure Improvements							
Sanitary Sewer Improvements	1,675,000	-	-	-	-	-	\$ 1,675,000
Storm Water Management Improvements	-	943,544	-	-	-	-	\$ 943,544
Road and Bridge Improvements	-	-	888,812	126,188	-	-	\$ 1,015,000
Board of Commissioner Projects	-	-	-	150,000	-	-	\$ 150,000
Traffic Control Systems	-	-	-	655,000	-	-	\$ 655,000
Township Building and Grounds	-	-	-	275,000	-	-	\$ 275,000
Municipal Parking Lots	-	-	-	26,000	-	-	\$ 26,000
Willows Improvements	-	-	-	-	-	-	\$ -
Library Facility Improvements	-	-	-	-	-	-	\$ -
Special Assessment Improvements	-	-	-	-	-	-	\$ -
Park Improvements (Bondable)	-	-	-	-	-	-	\$ -
Trail Network Plan	-	-	-	-	-	-	\$ -
Subtotal Pay-As-You-Use Capital Group	\$ 1,675,000	\$ 943,544	\$ 888,812	\$ 1,232,188	\$ -	\$ -	\$ 4,739,544
Grand Total of Capital Itmes	\$ 1,715,200	\$ 943,544	\$ 888,812	\$ 2,684,905	\$ -	\$ -	\$ 6,232,461
Ending Cash Balance before Tax Funding	\$ -	\$ -	\$ -	\$ (2,248,905)	\$ -	\$ -	\$ (796,188)
Tax Funding Need to Fund Program	-	-	-	2,498,905	-	-	\$ 2,498,905
Ending Cash Balance	\$ -	\$ -	\$ -	\$ 250,000	\$ -	\$ -	\$ 1,702,717

Radnor Township, PA
Capital Improvement Plan
Annual Sources and Uses Schedule

	2023						
	02 Sanitary Sewer Fund	04 Storm Water Management Fund	03 Liquid Fuels Fund	05 Capital Improvement Fund	22 Park & Open Space Fund	23 Willows Fund	Total All Funds
Beginning Cash Balance	\$ -	\$ -	\$ -	\$ 250,000	\$ -	\$ -	\$ 250,000
Excess General Fund Balance Reallocation Policy ³	-	-	-	-	-	-	-
Less: Carry forward Encumbrances from Prior Yr.	-	-	-	-	-	-	-
Available Beginning Cash	\$ -	\$ -	\$ -	\$ 250,000	\$ -	\$ -	\$ 250,000
Funding Sources:							
General:							
PEG / Radnor TV Funding	-	-	-	160,000	-	-	160,000
Interest Income	-	-	-	6,000	-	-	6,000
Sale of Property and Equipment	-	-	-	20,000	-	-	20,000
Contributions / Grants	-	-	-	-	-	-	-
Sewer Rent Fees	1,275,000	-	-	-	-	-	1,275,000
Storm Water Fees ⁴	-	943,544	-	-	-	-	943,544
Liquid Fuels State Allocation	-	-	911,000	-	-	-	911,000
Real Estate Transfer (Open Space Dedicated) ⁵	-	-	-	-	-	-	-
Total Sources	\$ 1,275,000	\$ 943,544	\$ 911,000	\$ 186,000	\$ -	\$ -	\$ 3,315,544
Cash Balances Available for Capital Spending	\$ 1,275,000	\$ 943,544	\$ 911,000	\$ 436,000	\$ -	\$ -	\$ 3,565,544
Capital Plan Uses:							
Pay-As-You-Go Capital Group:							
Department Vehicles and Equipment							
Police	-	-	-	321,500	-	-	321,500
Engineering	-	-	-	-	-	-	-
Public Works: Solid Waste	-	-	-	300,000	-	-	300,000
Public Works: Highway	-	-	-	234,600	-	-	234,600
Public Works: Park Maint.	-	-	-	179,500	-	-	179,500
Public Works: Sanitary Sewer	40,200	-	-	-	-	-	40,200
Community Development	-	-	-	-	-	-	-
Information Technology	-	-	-	32,500	-	-	32,500
PEG / Radnor TV	-	-	-	154,800	-	-	154,800
Fire Service Contributions	-	-	-	283,036	-	-	283,036
Park Improvements (Non-Bondable)	-	-	-	30,000	-	-	30,000
Subtotal Pay-as-you-go Total	\$ 40,200	\$ -	\$ -	\$ 1,535,936	\$ -	\$ -	\$ 1,576,136
				1,349,936			
Pay-As-You-Use Capital Group (Bondable):							
Infrastructure Improvements							
Sanitary Sewer Improvements	1,275,000	-	-	-	-	-	1,275,000
Storm Water Management Improvements	-	943,544	-	-	-	-	943,544
Road and Bridge Improvements	-	-	911,000	154,000	-	-	1,065,000
Board of Commissioner Projects	-	-	-	150,000	-	-	150,000
Traffic Control Systems	-	-	-	225,000	-	-	225,000
Township Building and Grounds	-	-	-	60,000	-	-	60,000
Municipal Parking Lots	-	-	-	-	-	-	-
Willows Improvements	-	-	-	-	-	-	-
Library Facility Improvements	-	-	-	-	-	-	-
Special Assessment Improvements	-	-	-	-	-	-	-
Park Improvements (Bondable)	-	-	-	-	-	-	-
Trail Network Plan	-	-	-	-	-	-	-
Subtotal Pay-As-You-Use Capital Group	\$ 1,275,000	\$ 943,544	\$ 911,000	\$ 589,000	\$ -	\$ -	\$ 3,718,544
Grand Total of Capital Items	\$ 1,315,200	\$ 943,544	\$ 911,000	\$ 2,124,936	\$ -	\$ -	\$ 5,294,680
Ending Cash Balance before Tax Funding	\$ -	\$ -	\$ -	\$ (1,688,936)	\$ -	\$ -	\$ (153,000)
Tax Funding Need to Fund Program	-	-	-	1,938,936	-	-	1,938,936
Ending Cash Balance	\$ -	\$ -	\$ -	\$ 250,000	\$ -	\$ -	\$ 1,785,936

Radnor Township, PA

Five Year Capital Plan

Police Department

- Vehicles
- Equipment

Radnor Township, PA
 Departmental Capital Replacement Plan
 As Amended with the 2018 Budget

COST (at 2016 values)

VEH #	YEAR	CURRENT MODEL	YEARS/ MILEAGE	UL YR/MILE	DIVISION / UNIT	REPLACEMENT VEHICLE MAKE / MODEL	2018	2019	2020	2021	2022	2023
POLICE DEPARTMENT												
2	2016	EXD	29,242	75,000	Patrol	Ford Expedition		41,000			41,000	
6	2011	SED	63,154	75,000	Patrol	Dodge Charger			40,000			
8	2015	EXP	77,349	75,000	Patrol	Ford Explorer		40,000			40,000	
9	2015	EXP	71,826	75,000	Patrol	Ford Explorer	45,000			40,000		
10	2013	VAN	40,938	75,000	Patrol	Ford Wagon Van			60,000			
11	2015	EXP	59,460	75,000	Patrol	Ford Explorer	45,000			40,000		40,000
12	2014	EXP	73,099	75,000	Patrol	Ford Explorer		40,000			40,000	
16	2015	TAU	67,514	75,000	Patrol	Ford Taurus			40,000		40,000	
17	2015	EXP	57,526	75,000	Patrol	Ford Explorer	45,000			40,000		40,000
18	2017	EXD	5,291	75,000	Patrol	Ford Expedition				40,000		40,000
P2	2016	ESC	8,412	75,000	Traffic	Ford Escape						20,000
P1	2014	FOC	27,994	75,000	Traffic	Focus HatchBack					40,000	
P3	2007	DOD		75,000	Traffic	Ram 1500						
H1	2014	EXP	22,715	75,000	Traffic	Ford Explorer	45,000				40,000	
H2	2016	PU	4,805	75,000	Traffic	Full Size Truck F-250						
H3	2016	PU	2,346	75,000	Traffic	Ford E-350 Scale Truck			75,500			
TR	2007	TR	NA	NA	Traffic	Trailer		12,000				
STR	2014	TR	NA	NA	Traffic	Dig Speed/Info				10,000		
D1	2014	EXP	55,545	75,000	Detective	Ford Exp. Crime Scene						25,000
D3	2014	TAU	18,708	75,000	Detective	Ford Taurus (AWD) Silver				24,000		
D7	2014	TAU	28,088	75,000	Detective	Ford Taurus (AWD) Red					24,000	
D4	2014	TAU	28,143	75,000	Detective	Ford Taurus (AWD) Blue		32,000				32,000
D5	2010	EXD	85,000	75,000	Detective	Ford Expedition			41,000			
22	2008	EXP	67,852	75,000	Chief	Ford Explorer		33,170				40,000
M1	2013	MC	13,661	75,000	Traffic	Motorcycle					38,000	
M2	2013	MC	24,153	75,000	Traffic	Motorcycle						38,000
M3	2013	MC	12,659	75,000	Traffic	Motorcycle						
M4	2015	MC	1,237	75,000	Traffic	Motorcycle						
K1	2014	LR	46,747	75,000	Patrol	K9 Unit						
K2	2010	CV	105,988	75,000	Patrol	K9 Unit (CV to Explorer)	55,000					
SW1	2016	TRANS		75,000	Swat	Ford Transit Van						
	2006		100000+		Undercover	Task Force Car						
TW1	2006	CV	65,278	75,000	Town Watch	TW Crown Vic						
POLICE DEPARTMENT - TOTAL							\$ 235,000	\$ 198,170	\$ 256,500	\$ 194,000	\$ 303,000	\$ 275,000

POLICE DEPARTMENT SPECIALTY ITEMS/EQUIPMENT/VEHICLES/IT												
LIGHTING / K9 PACKAGE												
INVESTIGATIONS UNIT FORENSIC FURNITURE												
COMMAND LAPTOPS								4,000		4,000		4,000
BALLISTIC VESTS							2,500	2,500	2,500	2,500	2,500	2,500
(6) RADAR SPEED BOARDS												
PARKING KIOSKS (2013 Install x3)												
PARKING KIOSKS (2015 Install x55)												
FUTURE PARKING KIOSKS/METERS												
HAND GUNS \ HOLSTERS \ FLASHLIGHTS (MOUNTED)									50,000			
LONG RIFLES							5,000					
(15) MOBILE DATA TERMINAL UPGRADES FOR POLICE CARS												
(2) COMMAND BOXES												
(2) BICYCLES												
ALERT SERVER							3,000				3,000	
ALTMATIC LICENSE PLATE RECOGNITION												
POLICE MOBILE RADIOS												
AIR SOFT TRAINING MUNITIONS									7,500			
VIRTRA FIREAMS TRAINING SIMULATOR												
(50) PORTABLE RADIOS								50,000				10,000
FLIR FOR PD VEHICLES												
LIVESCAN FINGER PRINT MACHINE												30,000
POLICE FLASHLIGHTS												
VIDEO SURVEILLANCE EQUIPMENT												
EMERGENCY MGMT. RADIO SYSTEM (\$75,000 Cost / \$40,000 Town Watch Funding)												
EAR PIECE RADIOS (x40 at \$300)												
IN-CAR VIDEO CAMERAS w/ IT STORAGE							120,000					
BODY CAMERAS w/ IT STORAGE								70,000				
MOTORCYCLE SAFETY EQUIPMENT												
PARKING TICKET HANDHELDS/SOFTWARE												
DEPARTMENT BUILDING UPGRADES ('15: Detectives/Sergeants, '16: Evidence Room)							4,400					
POWERHEART AED (Replacing x12)							22,000					
POLICE DEPARTMENT SPECIALTY TOTAL							\$ 156,900	\$ 126,500	\$ 60,000	\$ 6,500	\$ 5,500	\$ 46,500

Police Capital Replacement Plan

Description:

Laptops for police department command vehicles to assist in managing major incidents.



Justification | Benefit Derived:

Allows senior staff to access critical information at active scenes that is otherwise unavailable to them.

Current Status:

Currently, there are no laptop computers issued to the command vehicles or to senior staff for this function.

Financial Plan

Project Sources	2018	2019	2020	2021	2022	2023
General Tax		\$4,000		\$4,000		\$4,000
Total Funding Sources		\$4,000		\$4,000		\$4,000
Project Uses						
Equipment		\$4,000		\$4,000		\$4,000
Total Financing Uses		\$4,000		\$4,000		\$4,000

(NOTE: Sources must equal Uses)

Police Capital Replacement Plan

Description:

Vehicle #9 | 2018 Ford Explorer

Scheduled replacement of this vehicle at the end of its useful life. The estimated mileage at the time the replacement vehicle is delivered is over the 75,000 mile useful life limit established for patrol vehicles.



Justification | Benefit Derived:

Police vehicles. Currently the Police Department deploys 19 vehicles under the patrol unit function with an additional 12 vehicles assigned to administrative functions including detectives and parking. These patrol vehicles are on the street 365 days per year and accumulate approximately 30,000 miles per year.

Current Status:

The Township's patrol vehicle replacement schedule is set at 75,000 miles as a result of feedback from the Maintenance Division that significant motor, transmission, and other engine related failures start to occur. At the same time, at 75,000 miles, the vehicle has some value to be auctioned off according to the Township's disposition of assets policy. All proceeds from the auction are used to defray the cost of replacing these vehicles.

Financial Plan

	2018	2019	2020	2021	2022	2023
Project Sources						
General Tax	\$45,000					
Funding Source #2						
Funding Source #3						
Total Funding Sources	\$45,000					
Project Uses	\$45,000					
Vehicles (includes outfitting)						
Right-of-Way (if needed)						
Construction						
Inspection						
Contingency						
Other						
Total Financing Uses	\$45,000					

(NOTE: Sources must equal Uses)

Police Capital Replacement Plan

Description:

Vehicle #11 | 2018 Ford Explorer

Scheduled replacement of this vehicle at the end of its useful life. The estimated mileage at the time the replacement vehicle is delivered is over the 75,000 mile useful life limit established for patrol vehicles.



Justification | Benefit Derived:

Police vehicles. Currently the Police Department deploys 19 vehicles under the patrol unit function with an additional 12 vehicles assigned to administrative functions including detectives and parking. These patrol vehicles are on the street 365 days per year and accumulate approximately 30,000 miles per year.

Current Status:

The Township's patrol vehicle replacement schedule is set at 75,000 miles as a result of feedback from the Maintenance Division that significant motor, transmission, and other engine related failures start to occur. At the same time, at 75,000 miles, the vehicle has some value to be auctioned off according to the Township's disposition of assets policy. All proceeds from the auction are used to defray the cost of replacing these vehicles.

Financial Plan

	2018	2019	2020	2021	2022	2023
Project Sources						
General Tax	\$45,000					
Funding Source #2						
Funding Source #3						
Total Funding Sources	\$45,000					
Project Uses	\$45,000					
Vehicles (includes outfitting)						
Right-of-Way (if needed)						
Construction						
Inspection						
Contingency						
Other						
Total Financing Uses	\$45,000					

(NOTE: Sources must equal Uses)

Police Capital Replacement Plan

Description:

Vehicle #17 | 2018 Ford Explorer

Scheduled replacement of this vehicle at the end of its useful life. The estimated mileage at the time the replacement vehicle is delivered is over the 75,000 mile useful life limit established for patrol vehicles.



Justification | Benefit Derived:

Police vehicles. Currently the Police Department deploys 19 vehicles under the patrol unit function with an additional 12 vehicles assigned to administrative functions including detectives and parking. These patrol vehicles are on the street 365 days per year and accumulate approximately 30,000 miles per year.

Current Status:

The Township's patrol vehicle replacement schedule is set at 75,000 miles as a result of feedback from the Maintenance Division that significant motor, transmission, and other engine related failures start to occur. At the same time, at 75,000 miles, the vehicle has some value to be auctioned off according to the Township's disposition of assets policy. All proceeds from the auction are used to defray the cost of replacing these vehicles.

Financial Plan

	2018	2019	2020	2021	2022	2023
Project Sources						
General Tax	\$45,000					
Funding Source #2						
Funding Source #3						
Total Funding Sources	\$45,000					
Project Uses	\$45,000					
Vehicles (includes outfitting)						
Right-of-Way (if needed)						
Construction						
Inspection						
Contingency						
Other						
Total Financing Uses	\$45,000					

(NOTE: Sources must equal Uses)

Police Capital Replacement Plan

Description:

Vehicle #H-1 | 2018 Ford Explorer

Scheduled replacement of this vehicle at the end of its useful life. The estimated mileage at the time the replacement vehicle is delivered is over the 75,000 mile useful life limit established for patrol vehicles.



Justification | Benefit Derived:

Police vehicles. Currently the Police Department deploys 19 vehicles under the patrol unit function with an additional 12 vehicles assigned to administrative functions including detectives and parking. These patrol vehicles are on the street 365 days per year and accumulate approximately 30,000 miles per year.

Current Status:

The Township's patrol vehicle replacement schedule is set at 75,000 miles as a result of feedback from the Maintenance Division that significant motor, transmission, and other engine related failures start to occur. At the same time, at 75,000 miles, the vehicle has some value to be auctioned off according to the Township's disposition of assets policy. All proceeds from the auction are used to defray the cost of replacing these vehicles.

Financial Plan

	2018	2019	2020	2021	2022	2023
Project Sources						
General Tax	\$45,000					
Funding Source #2						
Funding Source #3						
Total Funding Sources	\$45,000					
Project Uses	\$45,000					
Vehicles (includes outfitting)						
Right-of-Way (if needed)						
Construction						
Inspection						
Contingency						
Other						
Total Financing Uses	\$45,000					

(NOTE: Sources must equal Uses)

Police Capital Replacement Plan

Description:

Vehicle #2 | 2019 Ford Expedition

Scheduled replacement of this vehicle at the end of its useful life. The estimated mileage at the time the replacement vehicle is delivered is over the 75,000 mile useful life limit established for patrol vehicles.



Justification | Benefit Derived:

Police vehicles. Currently the Police Department deploys 19 vehicles under the patrol unit function with an additional 12 vehicles assigned to administrative functions including detectives and parking. These patrol vehicles are on the street 365 days per year and accumulate approximately 30,000 miles per year.

Current Status:

The Township's patrol vehicle replacement schedule is set at 75,000 miles as a result of feedback from the Maintenance Division that significant motor, transmission, and other engine related failures start to occur. At the same time, at 75,000 miles, the vehicle has some value to be auctioned off according to the Township's disposition of assets policy. All proceeds from the auction are used to defray the cost of replacing these vehicles.

Financial Plan

	2018	2019	2020	2021	2022	2023
Project Sources						
General Tax		\$46,000				
Funding Source #2						
Funding Source #3						
Total Funding Sources		\$46,000				
Project Uses		\$46,000				
Vehicles (includes outfitting)						
Right-of-Way (if needed)						
Construction						
Inspection						
Contingency						
Other						
Total Financing Uses		\$46,000				

(NOTE: Sources must equal Uses)

Police Capital Replacement Plan

Description:

Vehicle #8 | 2019 Ford Explorer

Scheduled replacement of this vehicle at the end of its useful life. The estimated mileage at the time the replacement vehicle is delivered is over the 75,000 mile useful life limit established for patrol vehicles.



Justification | Benefit Derived:

Police vehicles. Currently the Police Department deploys 19 vehicles under the patrol unit function with an additional 12 vehicles assigned to administrative functions including detectives and parking. These patrol vehicles are on the street 365 days per year and accumulate approximately 30,000 miles per year.

Current Status:

The Township's patrol vehicle replacement schedule is set at 75,000 miles as a result of feedback from the Maintenance Division that significant motor, transmission, and other engine related failures start to occur. At the same time, at 75,000 miles, the vehicle has some value to be auctioned off according to the Township's disposition of assets policy. All proceeds from the auction are used to defray the cost of replacing these vehicles.

Financial Plan

Project Sources	2018	2019	2020	2021	2022	2023
General Tax		\$45,000				
Funding Source #2						
Funding Source #3						
Total Funding Sources		\$45,000				
Project Uses		\$45,000				
Vehicles (includes outfitting)						
Right-of-Way (if needed)						
Construction						
Inspection						
Contingency						
Other						
Total Financing Uses		\$45,000				

(NOTE: Sources must equal Uses)

Police Capital Replacement Plan

Description:

Vehicle #12 | 2019 Ford Explorer

Scheduled replacement of this vehicle at the end of its useful life. The estimated mileage at the time the replacement vehicle is delivered is over the 75,000 mile useful life limit established for patrol vehicles.



Justification | Benefit Derived:

Police vehicles. Currently the Police Department deploys 19 vehicles under the patrol unit function with an additional 12 vehicles assigned to administrative functions including detectives and parking. These patrol vehicles are on the street 365 days per year and accumulate approximately 30,000 miles per year.

Current Status:

The Township's patrol vehicle replacement schedule is set at 75,000 miles as a result of feedback from the Maintenance Division that significant motor, transmission, and other engine related failures start to occur. At the same time, at 75,000 miles, the vehicle has some value to be auctioned off according to the Township's disposition of assets policy. All proceeds from the auction are used to defray the cost of replacing these vehicles.

Financial Plan

	2018	2019	2020	2021	2022	2023
Project Sources						
General Tax		\$45,000				
Funding Source #2						
Funding Source #3						
Total Funding Sources		\$45,000				
Project Uses		\$45,000				
Vehicles (includes outfitting)						
Right-of-Way (if needed)						
Construction						
Inspection						
Contingency						
Other						
Total Financing Uses		\$45,000				

(NOTE: Sources must equal Uses)

Police Capital Replacement Plan

Description:

2019 Enclosed Trailer

Scheduled replacement of this vehicle at the end of its useful life.



Justification | Benefit Derived:

Enclosed trailer used to transport and deploy various equipment such as road barricades and generators during weather emergencies. Also, the trailer is used long-range transport for motorcycles including when the vehicles need maintenance.

Current Status:

The trailer is at the end of its useful life and will need to be replaced.

Financial Plan

	2018	2019	2020	2021	2022	2023
Project Sources						
General Tax		\$15,000				
Funding Source #2						
Funding Source #3						
Total Funding Sources		\$15,000				
Project Uses		\$15,000				
Vehicles (includes outfitting)						
Right-of-Way (if needed)						
Construction						
Inspection						
Contingency						
Other						
Total Financing Uses		\$15,000				

(NOTE: Sources must equal Uses)

Police Capital Replacement Plan

Description:

Vehicle #D-4 | 2019 Ford Taurus

Scheduled replacement of this vehicle at the end of its useful life. The estimated mileage at the time the replacement vehicle is delivered is over the 75,000 mile useful life limit established for patrol vehicles.



Justification | Benefit Derived:

Police vehicles. Currently the Police Department deploys 19 vehicles under the patrol unit function with an additional 12 vehicles assigned to administrative functions including detectives and parking. These patrol vehicles are on the street 365 days per year and accumulate approximately 30,000 miles per year.

Current Status:

The Township's patrol vehicle replacement schedule is set at 75,000 miles as a result of feedback from the Maintenance Division that significant motor, transmission, and other engine related failures start to occur. At the same time, at 75,000 miles, the vehicle has some value to be auctioned off according to the Township's disposition of assets policy. All proceeds from the auction are used to defray the cost of replacing these vehicles.

Financial Plan

Project Sources	2018	2019	2020	2021	2022	2023
General Tax		\$35,000				
Funding Source #2						
Funding Source #3						
Total Funding Sources		\$35,000				
Project Uses		\$35,000				
Vehicles (includes outfitting)						
Right-of-Way (if needed)						
Construction						
Inspection						
Contingency						
Other						
Total Financing Uses		\$35,000				

(NOTE: Sources must equal Uses)

Police Capital Replacement Plan

Description:

Vehicle #1 | 2019 Ford Explorer (unmarked)

Scheduled replacement of this vehicle at the end of its useful life. The estimated mileage at the time the replacement vehicle is delivered is over the 75,000 mile useful life limit established for patrol vehicles.



Justification | Benefit Derived:

Police vehicles. Currently the Police Department deploys 19 vehicles under the patrol unit function with an additional 12 vehicles assigned to administrative functions including detectives and parking. These patrol vehicles are on the street 365 days per year and accumulate approximately 30,000 miles per year.

Current Status:

The Township's patrol vehicle replacement schedule is set at 75,000 as a result of feedback from the Maintenance Division that significant motor, transmission, and other engine related failures start to occur. At the same time, at 75,000, the vehicle has some value to be auctioned off according to the Township's disposition of assets policy. All proceeds from the auction are used to defray the cost of replacing these vehicles.

Financial Plan

	2018	2019	2020	2021	2022	2023
Project Sources						
General Tax		\$37,000				
Funding Source #2						
Funding Source #3						
Total Funding Sources		\$37,000				
Project Uses		\$37,000				
Vehicles (includes outfitting)						
Right-of-Way (if needed)						
Construction						
Inspection						
Contingency						
Other						
Total Financing Uses		\$37,000				

(NOTE: Sources must equal Uses)

Police Capital Replacement Plan

Description:

Vehicle #6 | 2020 Dodge Charger

Scheduled replacement of this vehicle at the end of its useful life. The estimated mileage at the time the replacement vehicle is delivered is over the 75,000 mile useful life limit established for patrol vehicles.



Justification | Benefit Derived:

Police vehicles. Currently the Police Department deploys 19 vehicles under the patrol unit function with an additional 12 vehicles assigned to administrative functions including detectives and parking. These patrol vehicles are on the street 365 days per year and accumulate approximately 30,000 miles per year.

Current Status:

The Township's patrol vehicle replacement schedule is set at 75,000 as a result of feedback from the Maintenance Division that significant motor, transmission, and other engine related failures start to occur. At the same time, at 75,000, the vehicle has some value to be auctioned off according to the Township's disposition of assets policy. All proceeds from the auction are used to defray the cost of replacing these vehicles.

Financial Plan

	2018	2019	2020	2021	2022	2023
Project Sources						
General Tax			\$45,000			
Funding Source #2						
Funding Source #3						
Total Funding Sources			\$45,000			
Project Uses			\$45,000			
Vehicles (includes outfitting)						
Right-of-Way (if needed)						
Construction						
Inspection						
Contingency						
Other						
Total Financing Uses			\$45,000			

(NOTE: Sources must equal Uses)

Police Capital Replacement Plan

Description:

Vehicle #10 | 2020 Ford E-350 Van

Scheduled replacement of this vehicle at the end of its useful life. The estimated mileage at the time the replacement vehicle is delivered is over the 75,000 mile useful life limit established for patrol vehicles.



Justification | Benefit Derived:

Police vehicles. Currently the Police Department deploys 19 vehicles under the patrol unit function with an additional 12 vehicles assigned to administrative functions including detectives and parking. These patrol vehicles are on the street 365 days per year and accumulate approximately 30,000 miles per year.

Current Status:

The Township's patrol vehicle replacement schedule is set at 75,000 miles as a result of feedback from the Maintenance Division that significant motor, transmission, and other engine related failures start to occur. At the same time, at 75,000 miles, the vehicle has some value to be auctioned off according to the Township's disposition of assets policy. All proceeds from the auction are used to defray the cost of replacing these vehicles.

Financial Plan

	2018	2019	2020	2021	2022	2023
Project Sources						
General Tax			\$60,000			
Funding Source #2						
Funding Source #3						
Total Funding Sources			\$60,000			
Project Uses						
Vehicles (includes outfitting)			\$60,000			
Right-of-Way (if needed)						
Construction						
Inspection						
Contingency						
Other						
Total Financing Uses			\$60,000			

(NOTE: Sources must equal Uses)

Police Capital Replacement Plan

Description:

Vehicle #16 | 2020 Ford Taurus

Scheduled replacement of this vehicle at the end of its useful life. The estimated mileage at the time the replacement vehicle is delivered is over the 75,000 mile useful life limit established for patrol vehicles.



Justification | Benefit Derived:

Police vehicles. Currently the Police Department deploys 19 vehicles under the patrol unit function with an additional 12 vehicles assigned to administrative functions including detectives and parking. These patrol vehicles are on the street 365 days per year and accumulate approximately 30,000 miles per year.

Current Status:

The Township's patrol vehicle replacement schedule is set at 75,000 miles as a result of feedback from the Maintenance Division that significant motor, transmission, and other engine related failures start to occur. At the same time, at 75,000 miles, the vehicle has some value to be auctioned off according to the Township's disposition of assets policy. All proceeds from the auction are used to defray the cost of replacing these vehicles.

Financial Plan

Project Sources	2018	2019	2020	2021	2022	2023
General Tax			\$45,000			
Funding Source #2						
Funding Source #3						
Total Funding Sources			\$45,000			
Project Uses			\$45,000			
Vehicles (includes outfitting)						
Right-of-Way (if needed)						
Construction						
Inspection						
Contingency						
Other						
Total Financing Uses			\$45,000			

(NOTE: Sources must equal Uses)

Police Capital Replacement Plan

Description:

Vehicle #D-5 | 2020 Ford Expedition (unmarked)

Scheduled replacement of this vehicle at the end of its useful life. The estimated mileage at the time the replacement vehicle is delivered is over the 75,000 mile useful life limit established for patrol vehicles.



Justification | Benefit Derived:

Police vehicles. Currently the Police Department deploys 19 vehicles under the patrol unit function with an additional 12 vehicles assigned to administrative functions including detectives and parking. These patrol vehicles are on the street 365 days per year and accumulate approximately 30,000 miles per year.

Current Status:

The Township's patrol vehicle replacement schedule is set at 75,000 miles as a result of feedback from the Maintenance Division that significant motor, transmission, and other engine related failures start to occur. At the same time, at 75,000 miles, the vehicle has some value to be auctioned off according to the Township's disposition of assets policy. All proceeds from the auction are used to defray the cost of replacing these vehicles.

Financial Plan

	2018	2019	2020	2021	2022	2023
Project Sources						
General Tax			\$41,000			
Funding Source #2						
Funding Source #3						
Total Funding Sources			\$41,000			
Project Uses						
Vehicles (includes outfitting)			\$41,000			
Right-of-Way (if needed)						
Construction						
Inspection						
Contingency						
Other						
Total Financing Uses			\$41,000			

(NOTE: Sources must equal Uses)

Police Capital Replacement Plan

Description:

Vehicle #9 | 2021 Ford Explorer

Scheduled replacement of this vehicle at the end of its useful life. The estimated mileage at the time the replacement vehicle is delivered is over the 75,000 mile useful life limit established for patrol vehicles.



Justification | Benefit Derived:

Police vehicles. Currently the Police Department deploys 19 vehicles under the patrol unit function with an additional 12 vehicles assigned to administrative functions including detectives and parking. These patrol vehicles are on the street 365 days per year and accumulate approximately 30,000 miles per year.

Current Status:

The Township's patrol vehicle replacement schedule is set at 75,000 miles as a result of feedback from the Maintenance Division that significant motor, transmission, and other engine related failures start to occur. At the same time, at 75,000 miles, the vehicle has some value to be auctioned off according to the Township's disposition of assets policy. All proceeds from the auction are used to defray the cost of replacing these vehicles.

Financial Plan

Project Sources	2018	2019	2020	2021	2022	2023
General Tax				\$45,000		
Funding Source #2						
Funding Source #3						
Total Funding Sources				\$45,000		
Project Uses				\$45,000		
Vehicles (includes outfitting)						
Right-of-Way (if needed)						
Construction						
Inspection						
Contingency						
Other						
Total Financing Uses				\$45,000		

(NOTE: Sources must equal Uses)

Police Capital Replacement Plan

Description:

Vehicle #11 | 2021 Ford Explorer

Scheduled replacement of this vehicle at the end of its useful life. The estimated mileage at the time the replacement vehicle is delivered is over the 75,000 mile useful life limit established for patrol vehicles.



Justification | Benefit Derived:

Police vehicles. Currently the Police Department deploys 19 vehicles under the patrol unit function with an additional 12 vehicles assigned to administrative functions including detectives and parking. These patrol vehicles are on the street 365 days per year and accumulate approximately 30,000 miles per year.

Current Status:

The Township's patrol vehicle replacement schedule is set at 75,000 miles as a result of feedback from the Maintenance Division that significant motor, transmission, and other engine related failures start to occur. At the same time, at 75,000 miles, the vehicle has some value to be auctioned off according to the Township's disposition of assets policy. All proceeds from the auction are used to defray the cost of replacing these vehicles.

Financial Plan

Project Sources	2018	2019	2020	2021	2022	2023
General Tax				\$45,000		
Funding Source #2						
Funding Source #3						
Total Funding Sources				\$45,000		
Project Uses				\$45,000		
Vehicles (includes outfitting)						
Right-of-Way (if needed)						
Construction						
Inspection						
Contingency						
Other						
Total Financing Uses				\$45,000		

(NOTE: Sources must equal Uses)

Police Capital Replacement Plan

Description:

Vehicle #17 | 2021 Ford Explorer

Scheduled replacement of this vehicle at the end of its useful life. The estimated mileage at the time the replacement vehicle is delivered is over the 75,000 mile useful life limit established for patrol vehicles.



Justification | Benefit Derived:

Police vehicles. Currently the Police Department deploys 19 vehicles under the patrol unit function with an additional 12 vehicles assigned to administrative functions including detectives and parking. These patrol vehicles are on the street 365 days per year and accumulate approximately 30,000 miles per year.

Current Status:

The Township's patrol vehicle replacement schedule is set at 75,000 miles as a result of feedback from the Maintenance Division that significant motor, transmission, and other engine related failures start to occur. At the same time, at 75,000 miles, the vehicle has some value to be auctioned off according to the Township's disposition of assets policy. All proceeds from the auction are used to defray the cost of replacing these vehicles.

Financial Plan

Project Sources	2018	2019	2020	2021	2022	2023
General Tax				\$45,000		
Funding Source #2						
Funding Source #3						
Total Funding Sources				\$45,000		
Project Uses				\$45,000		
Vehicles (includes outfitting)						
Right-of-Way (if needed)						
Construction						
Inspection						
Contingency						
Other						
Total Financing Uses				\$45,000		

(NOTE: Sources must equal Uses)

Police Capital Replacement Plan

Description:

Vehicle #18 | 2019 Ford Expedition

Scheduled replacement of this vehicle at the end of its useful life. The estimated mileage at the time the replacement vehicle is delivered is over the 75,000 mile useful life limit established for patrol vehicles.



Justification | Benefit Derived:

Police vehicles. Currently the Police Department deploys 19 vehicles under the patrol unit function with an additional 12 vehicles assigned to administrative functions including detectives and parking. These patrol vehicles are on the street 365 days per year and accumulate approximately 30,000 miles per year.

Current Status:

The Township's patrol vehicle replacement schedule is set at 75,000 miles as a result of feedback from the Maintenance Division that significant motor, transmission, and other engine related failures start to occur. At the same time, at 75,000 miles, the vehicle has some value to be auctioned off according to the Township's disposition of assets policy. All proceeds from the auction are used to defray the cost of replacing these vehicles.

Financial Plan

Project Sources	2018	2019	2020	2021	2022	2023
General Tax				\$46,000		
Funding Source #2						
Funding Source #3						
Total Funding Sources				\$46,000		
Project Uses						
Vehicles (includes outfitting)				\$46,000		
Right-of-Way (if needed)						
Construction						
Inspection						
Contingency						
Other						
Total Financing Uses				\$46,000		

(NOTE: Sources must equal Uses)

Police Capital Replacement Plan

Description:

Vehicle #STR | Digital Speed and Information Trailer



Justification | Benefit Derived:

The trailer is a portable electronic sign board used to relay emergency and education information. The trailer is also equipped with a RADAR system that can be used to advise motorists of their current speed and acts as a traffic-calming device.

Current Status:

The trailer is at the end of its useful life and will need to be replaced.

Financial Plan

	2018	2019	2020	2021	2022	2023
Project Sources						
General Tax				\$12,000		
Funding Source #2						
Funding Source #3						
Total Funding Sources				\$12,000		
Project Uses						
Vehicles (includes outfitting)				\$12,000		
Right-of-Way (if needed)						
Construction						
Inspection						
Contingency						
Other						
Total Financing Uses				\$12,000		

(NOTE: Sources must equal Uses)

Police Capital Replacement Plan

Description:

Vehicle #D-2 | 2021 Ford Taurus

Scheduled replacement of this vehicle at the end of its useful life. The estimated mileage at the time the replacement vehicle is delivered is over the 75,000 mile useful life limit established for patrol vehicles.



Justification | Benefit Derived:

Police vehicles. Currently the Police Department deploys 19 vehicles under the patrol unit function with an additional 12 vehicles assigned to administrative functions including detectives and parking. These patrol vehicles are on the street 365 days per year and accumulate approximately 30,000 miles per year.

Current Status:

The Township's patrol vehicle replacement schedule is set at 75,000 miles as a result of feedback from the Maintenance Division that significant motor, transmission, and other engine related failures start to occur. At the same time, at 75,000 miles, the vehicle has some value to be auctioned off according to the Township's disposition of assets policy. All proceeds from the auction are used to defray the cost of replacing these vehicles.

Financial Plan

Project Sources	2018	2019	2020	2021	2022	2023
General Tax				\$35,000		
Funding Source #2						
Funding Source #3						
Total Funding Sources				\$35,000		
Project Uses						
Vehicles (includes outfitting)				\$35,000		
Right-of-Way (if needed)						
Construction						
Inspection						
Contingency						
Other						
Total Financing Uses				\$35,000		

(NOTE: Sources must equal Uses)

Police Capital Replacement Plan

Description:

Vehicle #2 | 2019 Ford Expedition

Scheduled replacement of this vehicle at the end of its useful life. The estimated mileage at the time the replacement vehicle is delivered is over the 75,000 mile useful life limit established for patrol vehicles.



Justification | Benefit Derived:

Police vehicles. Currently the Police Department deploys 19 vehicles under the patrol unit function with an additional 12 vehicles assigned to administrative functions including detectives and parking. These patrol vehicles are on the street 365 days per year and accumulate approximately 30,000 miles per year.

Current Status:

The Township's patrol vehicle replacement schedule is set at 75,000 miles as a result of feedback from the Maintenance Division that significant motor, transmission, and other engine related failures start to occur. At the same time, at 75,000 miles, the vehicle has some value to be auctioned off according to the Township's disposition of assets policy. All proceeds from the auction are used to defray the cost of replacing these vehicles.

Financial Plan

Project Sources	2018	2019	2020	2021	2022	2023
General Tax					\$46,000	
Funding Source #2						
Funding Source #3						
Total Funding Sources					\$46,000	
Project Uses						
Vehicles (includes outfitting)					\$46,000	
Right-of-Way (if needed)						
Construction						
Inspection						
Contingency						
Other						
Total Financing Uses					\$46,000	

(NOTE: Sources must equal Uses)

Police Capital Replacement Plan

Description:

Vehicle #8 | 2022 Ford Explorer

Scheduled replacement of this vehicle at the end of its useful life. The estimated mileage at the time the replacement vehicle is delivered is over the 75,000 mile useful life limit established for patrol vehicles.



Justification | Benefit Derived:

Police vehicles. Currently the Police Department deploys 19 vehicles under the patrol unit function with an additional 12 vehicles assigned to administrative functions including detectives and parking. These patrol vehicles are on the street 365 days per year and accumulate approximately 30,000 miles per year.

Current Status:

The Township's patrol vehicle replacement schedule is set at 75,000 miles as a result of feedback from the Maintenance Division that significant motor, transmission, and other engine related failures start to occur. At the same time, at 75,000 miles, the vehicle has some value to be auctioned off according to the Township's disposition of assets policy. All proceeds from the auction are used to defray the cost of replacing these vehicles.

Financial Plan

Project Sources	2018	2019	2020	2021	2022	2023
General Tax					\$45,000	
Funding Source #2						
Funding Source #3						
Total Funding Sources					\$45,000	
Project Uses					\$45,000	
Vehicles (includes outfitting)						
Right-of-Way (if needed)						
Construction						
Inspection						
Contingency						
Other						
Total Financing Uses					\$45,000	

(NOTE: Sources must equal Uses)

Police Capital Replacement Plan

Description:

Vehicle #12 | 2022 Ford Explorer

Scheduled replacement of this vehicle at the end of its useful life. The estimated mileage at the time the replacement vehicle is delivered is over the 75,000 mile useful life limit established for patrol vehicles.



Justification | Benefit Derived:

Police vehicles. Currently the Police Department deploys 19 vehicles under the patrol unit function with an additional 12 vehicles assigned to administrative functions including detectives and parking. These patrol vehicles are on the street 365 days per year and accumulate approximately 30,000 miles per year.

Current Status:

The Township's patrol vehicle replacement schedule is set at 75,000 miles as a result of feedback from the Maintenance Division that significant motor, transmission, and other engine related failures start to occur. At the same time, at 75,000 miles, the vehicle has some value to be auctioned off according to the Township's disposition of assets policy. All proceeds from the auction are used to defray the cost of replacing these vehicles.

Financial Plan

Project Sources	2018	2019	2020	2021	2022	2023
General Tax					\$45,000	
Funding Source #2						
Funding Source #3						
Total Funding Sources					\$45,000	
Project Uses					\$45,000	
Vehicles (includes outfitting)						
Right-of-Way (if needed)						
Construction						
Inspection						
Contingency						
Other						
Total Financing Uses					\$45,000	

(NOTE: Sources must equal Uses)

Police Capital Replacement Plan

Description:

Vehicle #P-1 | 2022 Ford Focus

Scheduled replacement of this vehicle at the end of its useful life. The estimated mileage at the time the replacement vehicle is delivered is over the 75,000 mile useful life limit established for patrol vehicles.



Justification | Benefit Derived:

Parking enforcement vehicle used to transport parking enforcement staff to various locations around the township.

Current Status:

The Township's patrol vehicle replacement schedule is set at 75,000 miles as a result of feedback from the Maintenance Division that significant motor, transmission, and other engine related failures start to occur. At the same time, at 75,000 miles, the vehicle has some value to be auctioned off according to the Township's disposition of assets policy. All proceeds from the auction are used to defray the cost of replacing these vehicles.

Financial Plan

Project Sources	2018	2019	2020	2021	2022	2023
General Tax					\$40,000	
Funding Source #2						
Funding Source #3						
Total Funding Sources					\$40,000	
Project Uses					\$40,000	
Vehicles (includes outfitting)						
Right-of-Way (if needed)						
Construction						
Inspection						
Contingency						
Other						
Total Financing Uses					\$40,000	

(NOTE: Sources must equal Uses)

Police Capital Replacement Plan

Description:

Vehicle #H-1 | 2022 Ford Explorer

Scheduled replacement of this vehicle at the end of its useful life. The estimated mileage at the time the replacement vehicle is delivered is over the 75,000 mile useful life limit established for patrol vehicles.



Justification | Benefit Derived:

Police vehicles. Currently the Police Department deploys 19 vehicles under the patrol unit function with an additional 12 vehicles assigned to administrative functions including detectives and parking. These patrol vehicles are on the street 365 days per year and accumulate approximately 30,000 miles per year.

Current Status:

The Township's patrol vehicle replacement schedule is set at 75,000 miles as a result of feedback from the Maintenance Division that significant motor, transmission, and other engine related failures start to occur. At the same time, at 75,000 miles, the vehicle has some value to be auctioned off according to the Township's disposition of assets policy. All proceeds from the auction are used to defray the cost of replacing these vehicles.

Financial Plan

Project Sources	2018	2019	2020	2021	2022	2023
General Tax					\$45,000	
Funding Source #2						
Funding Source #3						
Total Funding Sources					\$45,000	
Project Uses					\$45,000	
Vehicles (includes outfitting)						
Right-of-Way (if needed)						
Construction						
Inspection						
Contingency						
Other						
Total Financing Uses					\$45,000	

(NOTE: Sources must equal Uses)

Police Capital Replacement Plan

Description:

Vehicle #D-3 | 2022 Ford Taurus

Scheduled replacement of this vehicle at the end of its useful life. The estimated mileage at the time the replacement vehicle is delivered is over the 75,000 mile useful life limit established for patrol vehicles.



Justification | Benefit Derived:

Police vehicles. Currently the Police Department deploys 19 vehicles under the patrol unit function with an additional 12 vehicles assigned to administrative functions including detectives and parking. These patrol vehicles are on the street 365 days per year and accumulate approximately 30,000 miles per year.

Current Status:

The Township's patrol vehicle replacement schedule is set at 75,000 miles as a result of feedback from the Maintenance Division that significant motor, transmission, and other engine related failures start to occur. At the same time, at 75,000 miles, the vehicle has some value to be auctioned off according to the Township's disposition of assets policy. All proceeds from the auction are used to defray the cost of replacing these vehicles.

Financial Plan

Project Sources	2018	2019	2020	2021	2022	2023
General Tax					\$35,000	
Funding Source #2						
Funding Source #3						
Total Funding Sources					\$35,000	
Project Uses						
Vehicles (includes outfitting)					\$35,000	
Right-of-Way (if needed)						
Construction						
Inspection						
Contingency						
Other						
Total Financing Uses					\$35,000	
<small>(NOTE: Sources must equal Uses)</small>						

Police Capital Replacement Plan

Description:

Vehicle #M1 | 2022 Harley-Davidson Road King

Scheduled replacement of this vehicle at the end of its useful life. The estimated mileage at the time the replacement vehicle is delivered is over the 75,000 mile useful life limit established for patrol vehicles.



Justification | Benefit Derived:

Police vehicles. Currently the Police Department deploys 19 vehicles under the patrol unit function with an additional 12 vehicles assigned to administrative functions including detectives and parking. These patrol vehicles are on the street 365 days per year and accumulate approximately 30,000 miles per year.

Current Status:

The Township's patrol vehicle replacement schedule is set at 75,000 miles as a result of feedback from the Maintenance Division that significant motor, transmission, and other engine related failures start to occur. At the same time, at 75,000 miles, the vehicle has some value to be auctioned off according to the Township's disposition of assets policy. All proceeds from the auction are used to defray the cost of replacing these vehicles.

Financial Plan

	2018	2019	2020	2021	2022	2023
Project Sources						
General Tax					\$38,000	
Funding Source #2						
Funding Source #3						
Total Funding Sources					\$38,000	
Project Uses						
Vehicles (includes outfitting)					\$38,000	
Right-of-Way (if needed)						
Construction						
Inspection						
Contingency						
Other						
Total Financing Uses					\$38,000	
(NOTE: Sources must equal Uses)						

Police Capital Replacement Plan

Description:

Vehicle #6 | 2023 Dodge Charger

Scheduled replacement of this vehicle at the end of its useful life. The estimated mileage at the time the replacement vehicle is delivered is over the 75,000 mile useful life limit established for patrol vehicles.



Justification | Benefit Derived:

Police vehicles. Currently the Police Department deploys 19 vehicles under the patrol unit function with an additional 12 vehicles assigned to administrative functions including detectives and parking. These patrol vehicles are on the street 365 days per year and accumulate approximately 30,000 miles per year.

Current Status:

The Township's patrol vehicle replacement schedule is set at 75,000 miles as a result of feedback from the Maintenance Division that significant motor, transmission, and other engine related failures start to occur. At the same time, at 75,000 miles, the vehicle has some value to be auctioned off according to the Township's disposition of assets policy. All proceeds from the auction are used to defray the cost of replacing these vehicles.

Financial Plan

Project Sources	2018	2019	2020	2021	2022	2023
General Tax						\$45,000
Funding Source #2						
Funding Source #3						
Total Funding Sources						\$45,000
Project Uses						
Vehicles (includes outfitting)						\$45,000
Right-of-Way (if needed)						
Construction						
Inspection						
Contingency						
Other						
Total Financing Uses						\$45,000

(NOTE: Sources must equal Uses)

Police Capital Replacement Plan

Description:

Vehicle #16 | 2023 Ford Taurus

Scheduled replacement of this vehicle at the end of its useful life. The estimated mileage at the time the replacement vehicle is delivered is over the 75,000 mile useful life limit established for patrol vehicles.



Justification | Benefit Derived:

Police vehicles. Currently the Police Department deploys 19 vehicles under the patrol unit function with an additional 12 vehicles assigned to administrative functions including detectives and parking. These patrol vehicles are on the street 365 days per year and accumulate approximately 30,000 miles per year.

Current Status:

The Township's patrol vehicle replacement schedule is set at 75,000 miles as a result of feedback from the Maintenance Division that significant motor, transmission, and other engine related failures start to occur. At the same time, at 75,000 miles, the vehicle has some value to be auctioned off according to the Township's disposition of assets policy. All proceeds from the auction are used to defray the cost of replacing these vehicles.

Financial Plan

Project Sources	2018	2019	2020	2021	2022	2023
General Tax						\$45,000
Funding Source #2						
Funding Source #3						
Total Funding Sources						\$45,000
Project Uses						
Vehicles (includes outfitting)						\$45,000
Right-of-Way (if needed)						
Construction						
Inspection						
Contingency						
Other						
Total Financing Uses						\$45,000

(NOTE: Sources must equal Uses)

Police Capital Replacement Plan

Description:

Vehicle #D5 | 2023 Ford Expedition (unmarked)

Scheduled replacement of this vehicle at the end of its useful life. The estimated mileage at the time the replacement vehicle is delivered is over the 75,000 mile useful life limit established for patrol vehicles.



Justification | Benefit Derived:

Police vehicles. Currently the Police Department deploys 19 vehicles under the patrol unit function with an additional 12 vehicles assigned to administrative functions including detectives and parking. These patrol vehicles are on the street 365 days per year and accumulate approximately 30,000 miles per year.

Current Status:

The Township's patrol vehicle replacement schedule is set at 75,000 miles as a result of feedback from the Maintenance Division that significant motor, transmission, and other engine related failures start to occur. At the same time, at 75,000 miles, the vehicle has some value to be auctioned off according to the Township's disposition of assets policy. All proceeds from the auction are used to defray the cost of replacing these vehicles.

Financial Plan

	2018	2019	2020	2021	2022	2023
Project Sources						
General Tax						\$42,000
Funding Source #2						
Funding Source #3						
Total Funding Sources						\$42,000
Project Uses						
Vehicles (includes outfitting)						\$42,000
Right-of-Way (if needed)						
Construction						
Inspection						
Contingency						
Other						
Total Financing Uses						\$42,000

(NOTE: Sources must equal Uses)

Police Capital Replacement Plan

Description:

Vehicle #10 | 2020 Ford E-350 Van

Scheduled replacement of this vehicle at the end of its useful life. The estimated mileage at the time the replacement vehicle is delivered is over the 75,000 mile useful life limit established for patrol vehicles.



Justification | Benefit Derived:

Police vehicles. Currently the Police Department deploys 19 vehicles under the patrol unit function with an additional 12 vehicles assigned to administrative functions including detectives and parking. These patrol vehicles are on the street 365 days per year and accumulate approximately 30,000 miles per year.

Current Status:

The Township's patrol vehicle replacement schedule is set at 75,000 miles as a result of feedback from the Maintenance Division that significant motor, transmission, and other engine related failures start to occur. At the same time, at 75,000 miles, the vehicle has some value to be auctioned off according to the Township's disposition of assets policy. All proceeds from the auction are used to defray the cost of replacing these vehicles.

Financial Plan

	2018	2019	2020	2021	2022	2023
Project Sources						
General Tax						\$60,000
Funding Source #2						
Funding Source #3						
Total Funding Sources						\$60,000
Project Uses						
Vehicles (includes outfitting)						\$60,000
Right-of-Way (if needed)						
Construction						
Inspection						
Contingency						
Other						
Total Financing Uses						\$60,000

(NOTE: Sources must equal Uses)

Police Capital Replacement Plan

Description:

Watchguard Video Recording Systems

In-car and wearable “body” camera integrated system for all patrol vehicles and officers. Integrated system for recording officer interactions with the public. Includes 15 car, 4 motorcycle, 14 body cameras, installation, and software.



Justification | Benefit Derived:

Camera systems that record all activities of vehicle operation and officer-interaction increases accountability, transparency, and evidence documentation.

Current Status:

Currently, the Police Department does not have either in-car or body cameras.

Financial Plan

	2018	2019	2020	2021	2022	2023
Project Sources						
General Tax	\$141,439					
Total Funding Sources	\$141,439					
Project Uses						
Equipment	\$141,439					
Total Financing Uses	\$141,439					

(NOTE: Sources must equal Uses)

Police Capital Replacement Plan

Description:

Powerheart Automated External Defibrillators (AED's)

A portable device that checks the heart rhythm and can send an electric shock to the heart to try to restore a normal rhythm. AEDs are used to treat sudden cardiac arrest. Includes 12 AEDs, adult and pediatric pads, carrying cases, and device manager.



Justification | Benefit Derived:

Police officers, as first responders, arrive on the scene of medical emergencies prior to Emergency Medical Services (EMS) arrival, and often provide life-saving care including the deployment of an AED.

Current Status:

Currently, the Police Department's AED's are at the end of their normal lifecycle and will need to be replaced.

Financial Plan

	2018	2019	2020	2021	2022	2023
Project Sources						
General Tax	\$21,653					
Total Funding Sources	\$21,653					
Project Uses						
Equipment	\$21,653					
Total Financing Uses	\$21,653					

(NOTE: Sources must equal Uses)

Police Capital Replacement Plan

Description:

Kendall Howard Performance Work Stations

Two work stations for the Evidence Room.



Justification | Benefit Derived:

Work stations used as digital processing area for electronics (phones, computers, etc.). The Police Department has sophisticated processing equipment for capturing evidence from electronics that were supplied by the Federal Government. The processing of such evidence should be completed in a secure area such as the evidence room.

Current Status:

Currently, Detectives process electronic evidence at their desks which does not provide adequate space or security.

Financial Plan

	2018	2019	2020	2021	2022	2023
Project Sources						
General Tax	\$4,384					
Total Funding Sources	\$4,384					
Project Uses						
Equipment	\$4,384					
Total Financing Uses	\$4,384					

(NOTE: Sources must equal Uses)

Police Capital Replacement Plan

Description:

Pop-Up Tents

Tents that can be set up for public-relation events, crime scenes, and large event management.



Justification | Benefit Derived:

Tents provide officers cover from elements and sun when officers are deployed for extended periods of time at events. Tents can also be used by investigators at large crime scenes that required extensive processing. The tents can also be used at large events to assist with management of the event such as checkpoints that may need to be set up.

Current Status:

Currently, the department does not have any pop-up tents.

Financial Plan

Project Sources	2018	2019	2020	2021	2022	2023
General Tax	\$3,500					
Total Funding Sources	\$3,500					
Project Uses						
Equipment	\$3,500					
Total Financing Uses	\$3,500					
<small>(NOTE: Sources must equal Uses)</small>						

Police Capital Replacement Plan

Description:

Ballistic Vests

Matching funds are provided with the US Department of Justice Bullet-Proof Vest Program (BVP).



Justification | Benefit Derived:

Bullet-proof vests for patrol officers.

Current Status:

Officer's vests are replaced at the end of their lifecycles.

Financial Plan

	2018	2019	2020	2021	2022	2023
Project Sources						
General Tax	\$2.500	\$2.500	\$2.500	\$2.500	\$2.500	\$2.500
Total Funding Sources	\$2.500	\$2.500	\$2.500	\$2.500	\$2.500	\$2.500
Project Uses						
Equipment	\$2.500	\$2.500	\$2.500	\$2.500	\$2.500	\$2.500
Total Financing Uses	\$2.500	\$2.500	\$2.500	\$2.500	\$2.500	\$2.500

(NOTE: Sources must equal Uses)

Police Capital Replacement Plan

Description:

Long Rifles



Justification | Benefit Derived:

Ensure that each patrol vehicle is equipped with a long rifle that can be employed in tactical situations.

Current Status:

Support vehicles (i.e. traffic safety) do not currently have rifles available to them which limits the effectiveness of their response to a critical incident.

Financial Plan

Project Sources	2018	2019	2020	2021	2022	2023
General Tax		\$5,000				
Total Funding Sources		\$5,000				
Project Uses						
Equipment		\$5,000				
Total Financing Uses		\$5,000				

(NOTE: Sources must equal Uses)

Police Capital Replacement Plan

Description:

United Public Safety hardware and software package for E-Citations, Parking Citations and Burglar Alarm Management.



Justification | Benefit Derived:

This will automate and expedite State of Pennsylvania moving violations. A new way to manage burglar alarm citations and reduce resident costs with the automation of online payments as well.

Current Status:

Currently, the department has six operational units and one more unit is needed to transition to the E-Citation system.

Financial Plan

	2018	2019	2020	2021	2022	2023
Project Sources						
General Tax Funding	\$3,800	-	-	-	-	-
Total Funding Sources	\$3,800	-	-	-	-	-
Project Uses						
Equipment	\$3,800	-	-	-	-	-
Total Financing Uses	\$3,800	-	-	-	-	-

(NOTE: Sources must equal Uses)

Radnor Township, PA

Five Year Capital Plan

Public Works Vehicles:

- Sanitation Vehicles
- Engineering Vehicles
- Highway Vehicles
- Park Maintenance Vehicles

Radnor Township, PA
Departmental Capital Replacement Plan
As Amended with the 2018 Budget

COST (at 2016 values)

VEH #	YEAR	CURRENT MODEL	YEARS/ MILEAGE	UL YR/MILE	DIVISION / UNIT	REPLACEMENT VEHICLE MAKE / MODEL	2018	2019	2020	2021	2022	2023
PUBLIC WORKS - SANITATION VEHICLES												
25	2016	PU	11,529	10		3/4 Ton PU						
26	2014	PAC	29,669	12		Intern'l / Leach	34,272					
27	2007	PAC	79,721	12		Intern'l / Leach w/ rear hoist						45,000
28	2017	PAC	3,422	12		Intern'l / Leach	36,603	36,603	36,603	36,603		
29	2008	PAC	72,001	12		Intern'l / Leach					45,000	45,000
30	2003	PAC	74,220	12		Intern'l / Leach w/ rear hoist			45,000	45,000	45,000	45,000
31	2005	PAC	84,438	12		Intern'l / Leach w/ rear hoist				45,000	45,000	45,000
32	2009	PAC	75,313	12		Intern'l / Leach w/ rear hoist			40,000	40,000	40,000	40,000
33	2001	PAC	45,738	12		Intern'l / Leach						
34	2005	PAC	84,879	12		Intern'l / Leach w/ rear hoist		40,000	40,000	40,000	40,000	40,000
35	2001	PAC	65,909	12		Intern'l / Leach w/ rear hoist	40,300	40,300	40,300	40,300	40,300	
36	2002	PAC	89,042	12		Intern'l / Leach w/ rear hoist		40,000	40,000	40,000	40,000	40,000
37	2015	PAC	26,100	12		Intern'l / Leach	33,490	33,490				
NEW	2018	TBD	-	12		LIFT/HOIST Conversion (x14)	80,000					
38	2013	PU	45,492	12		GMC 3500						
39	2016	PAC	12,003	12		Intern'l / Leach	35,236	35,236	35,236			
TOTAL - SANITATION VEHICLES							\$ 259,901	\$ 225,629	\$ 277,139	\$ 286,903	\$ 295,300	\$ 300,000
PUBLIC WORKS - ENGINEERING VEHICLES												
43	2013	PU	25,343	100,000		Ram 1500						
45	2015	SUV	17,200	110,000		GMC Terrain						
TOTAL - ENGINEERING VEHICLES							\$ -	\$ -	\$ -	\$ -	\$ -	\$ -
PUBLIC WORKS - HIGHWAY VEHICLES												
44	2015	PU/DT	NA	100,000		Small Dump						
46	2015	PU	36,878	100,000		3/4 Ton PU						
47	2010	PU	75,000	110,000		3/4 Ton PU						
48	1994	UTIL	125,200	110,000		Utility Truck w/Lift	65,000					
49	2005	DT	47,079	12		Dump Truck			45,000	45,000	45,000	45,000
50	2005	DT	55,220	12		Dump Truck				78,000	78,000	78,000
51	2002	DT	30,202	12		Dump Truck	37,800	37,800	37,800	37,800		
52	2005	DT	24,157	12		Dump Truck					48,600	48,600
53	2012	DT	13,957	12		Dump Truck						
54	2015	DT	10,708	12		Dump Truck - Intr'l	35,446	35,446				
55	2001	SB		110,000		Stake Body - Diesel 3500						
56	2008	PU	32,838	110,000		3/4 Ton PU			46,000			
57	1997	PU	94,667	110,000		3/4 Ton PU		38,750				
58	1998	DT	57,839	12		Dump Truck						
66	2013	SB		12		Stake Body - Gas GMC						
97	2001	SUV	113,708	115,000		Jeep Cherokee						
60	2016	DT	6,174	12		Dump Truck	30,426	30,426	30,426			
61	2017	DT	2,471	12		Dump Truck - Peterbuilt	32,295	32,295	32,295	32,295		
105	2007	PU	81,424	110,000		3/4 Ton PU -Ford F250						
TOTAL - HIGHWAY VEHICLES							\$ 200,967	\$ 174,717	\$ 191,521	\$ 193,095	\$ 171,600	\$ 171,600
PUBLIC WORKS - PARKS MAINTENANCE VEHICLES												
68	1994	DT	69,574	12		Dump Truck	37,800	37,800	37,800	37,800		
69	2008	UTIL		110,000		C5500 Utility Truck					65,000	
71	2008	PU		110,000		3/4 Ton PU			38,750			
72	2009	PU	20,188	110,000		3/4 Ton PU						
73	2016	PU		110,000		3/4 Ton PU - GMC						43,500
74	2015	SB	6,173	110,000		Stake Body - 3500						
75	2010	PU	59,547	110,000		3/4 Ton PU						
76	2016	PU	10,520	110,000		3/4 Ton PU - GMC						
77	2004	PU	98,383	110,000		3/4 Ton PU - Chevy	38,750					
79	2015	PU	11,351	110,000		3/4 Ton PU - GMC						
80	2016	DT	3,372	110,000		Dump Truck Intn'l	30,426	30,426	30,426			
82	2000	DT	36,155	12		Dump Truck				38,000	38,000	38,000
85	2004	PU	82,895	110,000		3/4 Ton PU		38,750				
TOTAL - PARKS MAINTENANCE VEHICLES							\$ 106,976	\$ 106,976	\$ 106,976	\$ 37,800	\$ 103,000	\$ 81,500

Public Works Sanitation Vehicles | Replace Packer #35

Description:

After evaluating the fleet in 2011, it was determined that many vehicles were past their useful life, from a dependability and cost standpoint. There was no vehicle replacement plan at that time. To address this issue, a rolling stock replacement plan was created, based on years of service, life span, mileage, equipment condition, and other factors. The vehicle requested to be replaced is packer #35. Please note that packers (trash trucks) are used for solid waste collection, recycling collection, leaf collection, and snow removal.



Justification | Benefit Derived:

Packer #35 is a 2001 vehicle, which is 5 years beyond its service life. To rebuild this vehicle would cost more than the current value of the vehicle, and the useful life would only be extended a few years. The ROI is not acceptable regarding a rebuild; the truck should be replaced. The proposed new truck will have a useful life of twelve years, and presumable less repair costs than the current truck #35. This will provide the Township with more reliable, safer service in regards to trash collection, recycling collection, leaf collection, and snow removal, and will be equipped with a cart tipper to better empty larger cans.

Current Status:

The rolling stock replacement plan was created to provide for a method to replace vehicles on a formal basis, which allows for a meaningful, specific, and a formulated plan to replace rolling stock, in this instance, a solid waste packer. Without such a plan, the Township would revert to previous years, where no formal plan was in place, and packers beyond their useful life were “band aided” to keep them on the road. These vehicles are needed, yet expensive assets that have to be managed to obtain the most use from them. Due to the lack of replacement in past years, it was determined that a five-year capital lease was the most prudent way to update the fleet, in the shortest amount of time.

	2018	2019	2020	2021	2022
Project Sources					
General Tax Proceeds	\$40,300	\$40,300	\$40,300	\$40,300	\$40,300
Total Funding Sources	\$40,300	\$40,300	\$40,300	\$40,300	\$40,300
Project Uses					
Capital Lease (5 Year Term)	40,300	40,300	40,300	40,300	40,300
Total Financing Uses	\$40,300	\$40,300	\$40,300	\$40,300	\$40,300

(NOTE: Sources must equal Uses)

Public Works Sanitation Division | Cart Tipper/Hoist for Refuse Trucks

Description:

The Sanitation Division within the Public Works Department has four newer Refuse Trucks which can be outfitted with a Cart Tipper/Hoist to allow for the emptying of larger trash receptacles.



Justification | Benefit Derived:

Since the Township has moved away from rear yard refuse and recycling collection, residents are choosing to purchase larger trash receptacles on wheels for their convenience in getting their refuse to the curb. This is creating a problem for our workers as the cans are very heavy when empty yet alone with trash inside. In order to better serve our residents, reduce workman’s comp claims, and to assist our limited staff, we find it appropriate to outfit the four newest refuse trucks with a cart tipper/hoist to allow for easier emptying of these larger cans.

Current Status:

Currently there are no assistance devices installed on any of the Radnor Refuse Trucks. The trucks are sent out each morning with a driver and two collectors.

Financial Plan


Project Sources	2018	2019	2020	2021	2022	2023
General Tax Proceeds	\$80,000	-	-	-	-	-
Total Funding Sources	\$80,000	-	-	-	-	-
Total Financing Uses	\$80,000	-	-	-	-	-

(NOTE: Sources must equal Uses)

Public Works Park Maintenance Vehicles | Replace Pick Up Truck #77

Description:

After evaluating the fleet in 2011, it was determined that many vehicles were past their useful life, from a dependability and cost standpoint. There was no vehicle replacement plan at that time. To address this issue, a rolling stock replacement plan was created, based on years of service, life span, mileage, equipment condition and other factors. The vehicle requested to be replaced is Parks Maintenance Pick Up Truck #77. Please note that parks maintenance pick-up trucks are used for maintenance and trash collection in the parks, leaf collection in parks, clearing streets of downed trees, tree maintenance, and snow removal on the Township's streets.



Justification | Benefit Derived:

Parks Maintenance Pick Up Truck #77 is a 2004 vehicle, which is 14 years old. The body of this truck is exhibiting rust and body wear. Repairs would cost more than the current value of the vehicle, and the useful life would only be extended a few years. The proposed new truck will have a useful life of twelve years, and presumable less repair costs than the current truck #77. This will provide the Township with a more reliable, safer vehicle for the scheduled uses.

Current Status:

The rolling stock replacement plan was created to provide for a method to replace vehicles on a formal basis, which allows for a meaningful, specific, and a formulated plan to replace rolling stock, in this instance, a pick-up truck. Without such a plan, the Township would revert to previous years, where no formal plan was in place, and vehicles well beyond their useful life were "band aided" to keep them on the road. These vehicles are needed, and will be managed and maintained to get the most use from them.

Financial Plan

Project Sources	2018	2019	2020	2021	2022
General Tax Proceeds	\$38,750				
Total Funding Sources	\$38,750				

(NOTE: Sources must equal Uses)

Public Works Highway/Fleet Maintenance | Fleet Roadside Utility Truck #48

Description:

After evaluating the fleet in 2011, it was determined that many vehicles were past their useful life, from a dependability and cost standpoint. There was no vehicle replacement plan at that time. To address this issue, a rolling stock replacement plan was created, based on years of service, life span, mileage, equipment condition and other factors. The most effective way to replace the most vehicles efficiently is through a five-year capital lease. The vehicle requested for replacement is the Mechanics Roadside Repair Utility Truck #48. This truck is the Township’s traveling fleet repair vehicle and responds to vehicle and equipment emergencies when the township vehicles and equipment cannot make it back to the PW facility for repair. This truck responds to flat tires, dead batteries, accidents, etc. This truck is equipped to handle vehicle and equipment failures out on the road.



Justification | Benefit Derived:

Vehicle 48 is the work horse of the Fleet Maintenance division of Public Works. It is a 1994 Chevy 3500 HD Turbo Diesel with 125,200 miles. At 24 years old, this vehicle responds to road calls for the Refuse, Parks, Highway, Sewer, and Police Departments. It also services the tub grinder located at Skunk Hollow and also delivers barricades and generators during police emergencies. It is equipped with a hydraulic liftgate, air compressor, and tool boxes to service our equipment away from the Township Garages. The Fleet Maintenance Utility Truck (aka Truck #48), is now at the end of its useful service life and needs to be replaced.

Current Status:

The rolling stock replacement plan was created to provide for a method to replace vehicles on a formal basis, which allows for a meaningful, specific, and a formulated plan to replace rolling stock, in this instance, a utility truck. Without such a plan, the Township would revert to previous years, where no formal plan was in place, and trucks beyond their useful life were “band aided” to keep them on the road. This current truck is 24 years old, and is need of replacement as well as upgrading.

Financial Plan

Project Sources	2018	2019	2020	2021	2022	2023
General Tax Proceeds	\$65,000	-	-	-	-	-
Total Funding Sources	-	-				
Project Uses						
Capital Lease (7 year term)	-	-				
Total Financing Uses	-	-				

(NOTE: Sources must equal Uses)

Radnor Township, PA

Five Year Capital Plan

Public Works Vehicles (cont'd):

- Sanitation Sewer Vehicles and Equipment

Recreation Vehicles

Community Development Vehicles

Public Works Equipment:

- Highway Equipment
- Parks Maintenance Equipment

Radnor Township, PA
 Departmental Capital Replacement Plan
 As Amended with the 2018 Budget

								COST (at 2016 values)					
VEH #	YEAR	CURRENT MODEL	YEARS/ MILEAGE	UL YR/MILE	DIVISION / UNIT	REPLACEMENT VEHICLE MAKE / MODEL	2018	2019	2020	2021	2022	2023	

PUBLIC WORKS - SEWER VEHICLES and EQUIPMENT

81	2015	PU	20,279	110,000		GMC 2500						
83	2001	JET		15		Sewer Cleaning Truck		40,200	40,200	40,200	40,200	40,200
84	2005	PU	91,271	110,000		3/4 Ton PU			37,500			
n/a	2015	N/A	N/A	N/A		R.O.W. Unit						
n/a	2015	N/A	N/A	N/A		200' Push CAM						
n/a	2016	N/A	N/A	N/A		Response Trailer						
n/a	2014	ROW	N/A	N/A		ROW/EAS CCTV unit						
86	2017	DT		110,000		Dump Truck - Peterbuilt	32,443	32,443	32,443	32,443		
TOTAL - SEWER VEHICLES and EQUIPMENT							\$ 32,443	\$ 72,643	\$ 110,143	\$ 72,643	\$ 40,200	\$ 40,200

RECREATION & COMMUNITY PROGRAMMING VEHICLES

87	2010	SUV	93,434	115,000		For Community Prog.			\$ 36,000			
91	2013	SUV		115,000		Expedition from Police						
TOTAL - RECREATION & COMMUNITY PROGRAMMING VEHICLES							\$ -	\$ -	\$ 36,000	\$ -	\$ -	\$ -

COMMUNITY DEVELOPMENT VEHICLES

88	2015	SUV		115,000	Codes	Expedition						
89	2013	SUV		100,000	Health	Escape				35,000		
90	2014	SUV		100,000	Codes	Explorer					35,000	
93	2006	SUV		115,000	Health	Escape		35,000				
101	2017	SUV		115,000	Director	Explorer						
TOTAL - COMMUNITY DEVELOPMENT VEHICLES							\$ -	\$ 35,000	\$ -	\$ 35,000	\$ 35,000	\$ -

PUBLIC WORKS - HIGHWAY EQUIPMENT

BH1	2005	BH	7	20	All	Backhoe			207,000			
C1	1993	COMP	19	20		Compressor (tow)			25,500			
CB3	1997	Versa	22	10	14	Clam bucket (FEL)		18,000				
CB4	2010	Tink				Clam bucket						
CB5	2010	Tink				Clam bucket						
CB6	2015	Tink				Clam bucket						
CB7	2017	Tink		15		Clam bucket (Case)						
L1	2003	VOLVO	9	15	All	Loader						
L6	2017	CASE	21	15	6	Loader	41,631	41,631	41,631	41,631	41,631	
L3	2004	VOLVO	8	15	All	Loader						
LV1	2016	LV	1	10		Leaf Vacuum - Gas	12,262	12,262	12,262	12,262		
LV3	1999	LV	13	10	3	Leaf Vacuum - Diesel		13,000	13,000	13,000	13,000	13,000
LV6	2015	LV	2	10		Leaf Vacuum - Diesel						
S2	2014	SWP		10		Street Sweeper - Intn'l	46,158					
S3	2007	SWP				Street Sweeper - Freightliner						
n/a	1999	PLOW	11	10		Snow Plow						
n/a	1999	PLOW	11	10		Snow Plow						
n/a	2014	N/A	N/A	2		Paint Machine	3rd party					
HB	2012	HB	1	10		Hot Box						50,000
TK	2013	TK	-	15		Tar Kettle						
RL	1994	DP	19	25		Roller		54,000				
	2017				All	Sign Board (Towable)						
TOTAL - HIGHWAY EQUIPMENT							\$ 100,051	\$ 138,893	\$ 299,393	\$ 66,893	\$ 54,631	\$ 63,000

PUBLIC WORKS PARKS MAINTENANCE - EQUIPMENT

B2	1982	BL	30	20	10	Leaf Blower			12,500			
BF2	2016	BFM	1	10		TORO Ball Field Groomer						
CH1	1992	CHP	20	12	8	Chipper - Brush Bandit						
CH2	2013	CHP		12		Chipper - Brush Bandit						
GM2	2016	MOW	7	6		TORO (mower)	16,278	16,278	16,278			
GM1	2015	MOW	8	6		TORO (mower)						
K1	2009	MOW	4	8		Kubota (mower)		29,000				
K2	2017	MOW	6	8		Kubota (mower)						
K3	2005	MOW	8	8	-	Kubota (mower)						
K4	2004	MOW	9	8	1	Kubota (mower)						
NH1	2001	TRC	14	15		Tractor	75,000					
NH3	2015	TRC		15		Tractor - New Holland 4wd	15,058	15,058	15,058	15,058		
LV4	2009	LV	4	12		Leaf Vac				91,000		
LV5	2007	LV	6	12		Leaf Vac						98,000
NH2	2001	NH	12	15		Skid Steer			71,000			
AR1	1990	RY	23	25	3	Core Aerator		19,200				
AR2	2002	FP	11	16		Aerovator	22,000					
AR3	2010	Toro	3	20		Deep Tine Aerator						
PA1	2001	MC	12	15		Power Mower Arm						
						Trailer 16' Landscape (x2)	10,000					
TOTAL-PARKS MAINT. EQUIPMENT							\$ 138,336	\$ 79,536	\$ 114,836	\$ 106,058	\$ -	\$ 98,000

Public Works, Parks Maintenance – New Holland Tractor

Description:

After evaluating the vehicle and equipment fleet in 2011, it was determined that many vehicles and pieces of equipment were past their useful life, from a dependability and cost standpoint. There was no vehicle replacement plan at that time. To address this issue, a rolling stock replacement and equipment replacement plan was created, based on years of service, life span, mileage, equipment condition, and other factors. The Township’s current tractor is a 2001 New Holland which is rusted and worn. This tractor is heavily used in the Park Maintenance operation during every season. They are also versatile as they are used with attachments for leaf blowing, roadside mowing, aerating and snow removal. The requested replacement will be a NEW HOLLAND tractor of an upgraded, but similar style.



Justification | Benefit Derived:

The Parks Maintenance Division uses tractors for many functions. It is used for fall and spring clean-up of the parks, to seed and aerate the fields, for tree removal, snow removal, and roadside and field mowing. These units are used constantly to maintain the parks in all seasons. The current tractor is a 2001 and is rusted and in need of replacement. The new model will be able to accept attachments, and is also four-wheel drive, which allows for safer operations for the crew.

Current Status:

The current tractor (NH1) is operational, but is used on a limited and emergency use basis. As you can see in the picture there are holes in the bucket which limits use. The lack of four-wheel drive reduces the efficiency and safety of the current machine.

Financial Plan

Project Sources	2018	2019	2020	2021	2022	2023
General Tax Proceeds	\$75,000	-	-	-	-	-
n/a	-	-	-	-	-	-
n/a	-	-	-	-	-	-
Total Funding Sources	\$75,000	-	-	-	-	-
Project Uses						
Planning Engineering Legal	-	-	-	-	-	-
Right-of-Way (if needed)	-	-	-	-	-	-
Construction	-	-	-	-	-	-
Inspection	-	-	-	-	-	-
Contingency	-	-	-	-	-	-
Capital	75,000	-	-	-	-	-
Total Financing Uses	\$75,000	-	-	-	-	-

(NOTE: Sources must equal Uses)

Public Works Parks Equipment | Aera-vator

Description:

The Parks Division of the Public Works Department maintains the playing fields throughout the Parks system. This piece of equipment seeds and aerates the turf at the same time. This request is for a new piece of equipment, one (1) Aera-vator.



Justification | Benefit Derived:

The requested Aera-vator is a tractor attachment which aerates while re-seeding the turf. Applying new grass seed while aerating increases the odds of germination for thicker and healthier turf. It is also a time saver.

Current Status:

The Public Works Department has one older model Aera-vator, and this request is for a new piece of equipment which attaches to the new tractor.

Financial Plan

Project Sources	2018	2019	2020	2021	2022	2023
General Tax Proceeds	\$22,000	-	-	-	-	-
Total Funding Sources	\$22,000	-	-	-	-	-
Project Uses						
Planning Engineering Legal	-	-	-	-	-	-
Right-of-Way (if needed)	-	-	-	-	-	-
Construction	-	-	-	-	-	-
Inspection	-	-	-	-	-	-
Contingency	-	-	-	-	-	-
Capital Purchase	\$22,000	-	-	-	-	-
Total Financing Uses	\$22,000	-	-	-	-	-

(NOTE: Sources must equal Uses)

Public Works Parks Equipment | New Utility Trailer (Towable)

Description:

The Parks Division within the Public Works Department has crews that cut grass and maintain the ballfields throughout the Township. The request is for two heavy duty utility trailers to transport the equipment they use daily in this operation.



Justification | Benefit Derived:

The requested utility trailers will provide a means to transport mowers and small equipment, including weed whackers, and blowers from the Public Works Facility to where they are being used each day. This will provide an organized traveling work station for the crews. They will be dual axel, with a 4 ton capacity equipped with electric brakes, a tool box, and a spring assist full gate ramp and a trickle charger. There are many uses for a utility trailer, including hauling mowers, ball field machines, and they can also be utilized for the hayrides provided by the Recreation and Community Programming Department events.

Current Status:

The two current utility trailers are over 20 years old and are single axle, and undersized for today’s equipment and safety standards. This is a request for two new trailers.

Financial Plan

Project Sources	2018	2019	2020	2021	2022	2023
General Tax Proceeds	\$10,000	-	-	-	-	-
Total Funding Sources	\$10,000	-	-	-	-	-
Project Uses						
Planning Engineering Legal	-	-	-	-	-	-
Right-of-Way (if needed)	-	-	-	-	-	-
Construction	-	-	-	-	-	-
Inspection	-	-	-	-	-	-
Contingency	-	-	-	-	-	-
Capital Purchase	\$10,000	-	-	-	-	-
Total Financing Uses	\$10,000	-	-	-	-	-

(NOTE: Sources must equal Uses)

Radnor Township, PA

Five Year Capital Plan

Fire Company Contributions

Information Technology Group

Radnor TV / PEG Group

Radnor Township, PA
 Departmental Capital Replacement Plan
 As Amended with the 2018 Budget

							COST (at 2016 values)					
VEH #	YEAR	CURRENT MODEL	YEARS/ MILEAGE	UL YR/MILE	DIVISION / UNIT	REPLACEMENT VEHICLE MAKE / MODEL	2018	2019	2020	2021	2022	2023

FIRE COMPANY - EQUIPMENT CONTRIBUTIONS												
Radnor Fire Company							200,000	200,000	200,000	200,000	200,000	200,000
Bryn Mawr Fire Company							83,036	83,036	83,036	83,036	83,036	83,036
TOTAL-PARKS MAINT. EQUIPMENT							\$ 283,036	\$ 283,036	\$ 283,036	\$ 283,036	\$ 283,036	\$ 283,036

INFORMATION TECHNOLOGY - SOFTWARE & EQUIPMENT												
Computer Replacement Program							10,550	9,750	9,750	10,550	9,750	10,000
CPU Monitor Replacement Program							2,000	2,000	2,000	2,000	2,000	2,000
Printer Replacement Program							2,000	2,000	2,000	2,000	2,000	2,000
Server Replacement Program										15,000		
USP Battery backup replacements									6,000		8,000	
Operating Software Updates (Microsoft Office, Windows, Adobe, etc)							5,000	5,000	5,000	5,000	5,000	5,000
Network Switches							500	500	500	500	500	500
Internet / Network Monitoring Software							4,000	4,000	4,000	4,000	4,000	4,000
Security Camera Replacement Program							5,000	3,000	3,000	3,000	3,000	3,000
Security DVR Replacement Program							5,000					5,000
HVAC Controllers							1,000	1,000	1,000	1,000	1,000	1,000
ArcView GIS							60,000					
TOTAL IT SOFTWARE & EQUIPMENT							\$ 95,050	\$ 27,250	\$ 33,250	\$ 43,050	\$ 35,250	\$ 32,500

INFORMATION TECHNOLOGY - RADNOR TV/PEG GRANT												
Final Cut studio software upgrade								400	400	400	400	400
Leightronix Nexus to UltraNexis upgrade (and related)												8,400
Wireless lavalier microphones for video camera							400			900		
Studio replacements and upgrades							2,250	950		3,300		
Video cameras (and related)							8,950	360	3,350			
Digital camera (and related, telephoto lens, etc)							5,500	650	3,000			5,500
Computer, Monitor & TV replacements (Cable only)							2,000	2,000	2,000	2,000	2,000	2,000
Graphics and TV related tech. replacements										3,000		
Radnorshire Room tech. replacements / upgrades							46,600					10,500
Payments to RS21 (80% of proceeds)							128,000	128,000	128,000	128,000	128,000	128,000
TOTAL IT - RADNOR TV/PEG GRANT							\$ 193,700	\$ 132,360	\$ 136,750	\$ 137,600	\$ 130,400	\$ 154,800

Fire Company | Equipment Contributions

Description:

The Township has agreed to financially assist our volunteer fire departments with the purchase of major fire and EMS equipment. The two fire companies that the Township supports with capital funding is the Radnor Fire Company and the Bryn Mawr Fire Company



Justification | Benefit Derived:

The Township contributes a level dollar amount annually to each fire company, which is in addition to operating contributions (see the General Fund). These funds are to be used by the Fire Companies for the replacement of their fire and EMS apparatus and ambulances (in the case of Radnor Fire Company). The benefit of a level contribution versus providing funding only when a vehicle is replaced is that the Township has predictable, annual expenses versus large, one-time outflows. Other methods of funding these needs are available, but this is the method currently in place as directed by the Board back in 2011.

Current Status:

n/a

Financial Plan

Project Sources	2018	2019	2020	2021	2022	2023
General Tax Proceeds	\$283,036	\$283,036	\$283,036	\$283,036	\$283,036	\$283,036
Total Funding Sources	\$283,036	\$283,036	\$283,036	\$283,036	\$283,036	\$283,036
Project Uses						
Capital Contributions Radnor FC	200,000	200,000	200,000	200,000	200,000	200,000
Capital Contributions Bryn Mawr FC	83,036	83,036	83,036	83,036	83,036	83,036
Total Financing Uses	\$283,036	\$283,036	\$283,036	\$283,036	\$283,036	\$283,036

(NOTE: Sources must equal Uses)

Information Technology | Computer Replacement

Description:

The Township operates 90 computers across all departments. The goal is to keep computers running for approximately three (x3) years. Therefore, the plan includes funds to replace between 5 and 6 computers each year. Limiting factors include environmental conditions, operating software requirements and failing parts.



Justification | Benefit Derived:

Technology is becoming more and more a part of how the Township communicates with stakeholders, conducts business and maintains records. In order to operate in the most efficient manner possible, having up to date, properly running computers is essential.

Current Status:

The Township has been successfully replacing computers for years. Therefore, the current status is that our hardware component is in good shape, but only because these funds are included in the annual appropriations.

Financial Plan

Project Sources	2018	2019	2020	2021	2022	2023
General Tax Proceeds	\$10,500	\$9,750	\$9,750	\$9,750	\$9,750	\$9,750
Total Funding Sources	\$10,500	\$9,750	\$9,750	\$9,750	\$9,750	\$9,750
Project Uses						
Planning Engineering Legal	-	-	-	-	-	-
Right-of-Way (if needed)	-	-	-	-	-	-
Construction	-	-	-	-	-	-
Inspection	-	-	-	-	-	-
Contingency	-	-	-	-	-	-
Capital Purchase	10,500	9,750	9,750	9,750	9,750	9,750
Total Financing Uses	\$10,500	\$9,750	\$9,750	\$9,750	\$9,750	\$9,750

(NOTE: Sources must equal Uses)

Information Technology | Computer Monitor Replacement Program

Description:

This capital allocation covers the cost of the monitor replacement for those stations that operate from a tower computer. In addition, monitors are needed for the security camera DVR, facility security monitoring, and other desks where additional computer screens are needed. The total monitor inventory for the Township is 75 monitors.



Justification | Benefit Derived:

The monitors are just as critical as the computers. Therefore, as noted with the computer replacement program, these funds are necessary to allow departments to operate as efficiently as possible given the nature of the information, communication and transactions that occur electronically.

Current Status:

Similar to the computer replacement program, funds have been allocated for that past five years, allowing the departments to replace monitors as needed.

Financial Plan

Project Sources	2018	2019	2020	2021	2022	2023
General Tax Proceeds	\$2,000	\$2,000	\$2,000	\$2,000	\$2,000	\$2,000
Total Funding Sources	\$2,000	\$2,000	\$2,000	\$2,000	\$2,000	\$2,000
Project Uses						
Planning Engineering Legal	-	-	-	-	-	-
Right-of-Way (if needed)	-	-	-	-	-	-
Construction	-	-	-	-	-	-
Inspection	-	-	-	-	-	-
Contingency	-	-	-	-	-	-
Capital Purchase	2,000	2,000	2,000	2,000	2,000	2,000
Total Financing Uses	\$2,000	\$2,000	\$2,000	\$2,000	\$2,000	\$2,000

(NOTE: Sources must equal Uses)

Information Technology | Printer Replacement Program

Description:

The Township has mostly moved to centralized printing through large, high output leased printers. However, there are certain workstations that require dedicated printers for various reasons such as software requirements, proximity requirements, sensitive material requirements and specific printer driver requirements. The allocation identified allows for one to two replacements per year, and are only used if needed.



Justification | Benefit Derived:

These appropriations will allow the Township to make sure those workstations that have dedicated printers are able to replace those printers when needed. In some cases, if the printer were to fail, certain departments would operationally stop until fixed (i.e. receipt printers at cashiering stations, police printers).

Current Status:

Given the importance and the funds allocated over the past five years, the printers included in this replacement program are operating properly. However, the appropriations are always necessary in the event replacements are needed.

Financial Plan

Project Sources	2018	2019	2020	2021	2022	2023
General Tax Proceeds	2,000	2,000	2,000	2,000	2,000	2,000
Total Funding Sources	\$2,000	\$2,000	\$2,000	\$2,000	\$2,000	\$2,000
Project Uses						
Planning Engineering Legal	-	-	-	-	-	-
Right-of-Way (if needed)	-	-	-	-	-	-
Construction	-	-	-	-	-	-
Inspection	-	-	-	-	-	-
Contingency	-	-	-	-	-	-
Capital Purchase	2,000	2,000	2,000	2,000	2,000	2,000
Total Financing Uses	\$2,000	\$2,000	\$2,000	\$2,000	\$2,000	\$2,000

(NOTE: Sources must equal Uses)

Information Technology | Server Replacement Program

Description:

In 2016, the Township converted its six individual servers into a single, virtualized server environment. In doing so, it no longer needs to plan for annual server replacements. Instead, the server replacement program is now geared towards replacing components of the new server system. Similar to the other areas of the IT replacement program, the funds appropriated are only used if needed, and lapse at the end of each year (they do not accumulate if not used).



Justification | Benefit Derived:

All departments are running off the Township's server(s): If those servers fail, there is short-term emergency backup systems in place to allow operations to continue until the failure is corrected. These appropriations will allow the Township to replace failing components, ensuring that operations are not impacted for a long period of time in the event of hardware failure.

Current Status:

The Township's IT environment is operating properly, but only because the Township has appropriated and invested into current, up-to-date and working technology. Failure to continue to make these investments could jeopardize operations and operational efficiencies.

Financial Plan

Project Sources	2018	2019	2020	2021	2022	2023
General Tax Proceeds	-	-	-	15,000	-	-
Total Funding Sources	-	-	-	15,000	-	-
Project Uses						
Planning Engineering Legal	-	-	-	-	-	-
Right-of-Way (if needed)	-	-	-	-	-	-
Construction	-	-	-	-	-	-
Inspection	-	-	-	-	-	-
Contingency	-	-	-	-	-	-
Capital Purchase	-	-	-	15,000	-	-
Total Financing Uses	-	-	-	15,000	-	-

(NOTE: Sources must equal Uses)

Information Technology | Uninterrupted Power Supply (UPS) Replacement Program

Description:

The Township Building has an eight cell UPS battery backup system installed off the generator unit. These cells last for approximately five years before they need replacing. Since all cells were installed at the same time, they are all planned for replacement at the same time, every fifth year of the program.



Justification | Benefit Derived:

In the event of power outages, these cells work with the Township generator to provide uninterrupted power to critical operations of the Township including: (a) Township building lighting and limited HVAC units; (b) the Police Department; (c) the IT servers; (d) various workstations throughout the Township; and other areas. Given the nature of the emergency response requirements of the Township, it is absolutely critical that these UPS cells are functional at all times.

Current Status:

Some cells were replaced in 2017, the next scheduled replacement is in 2020 and then in 2022.

Financial Plan

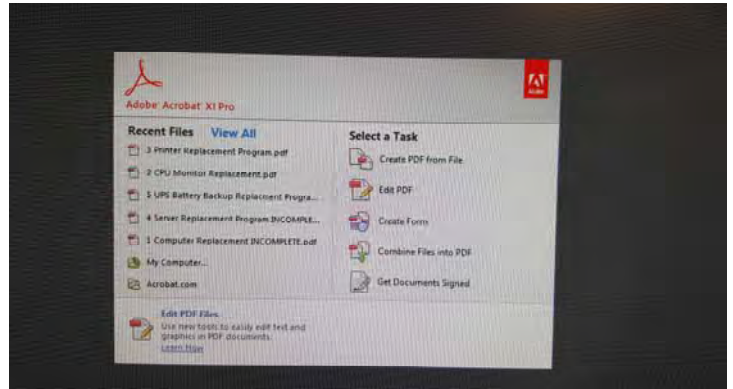
	2018	2019	2020	2021	2022	2023
Project Sources						
General Tax Proceeds	-	-	6,000	-	8,000	-
Total Funding Sources	-	-	6,000	-	8,000	-
Project Uses						
Planning Engineering Legal	-	-	-	-	-	-
Right-of-Way (if needed)	-	-	-	-	-	-
Construction	-	-	-	-	-	-
Inspection	-	-	-	-	-	-
Contingency	-	-	-	-	-	-
Capital Purchase	-	-	6,000	-	8,000	-
Total Financing Uses	-	-	6,000	-	8,000	-

(NOTE: Sources must equal Uses)

Information Technology | Operating Software Updates

Description:

The Township has gradually been migrating to cloud based operating software systems. So increasingly, this program has moved from software licensing to subscription costs; which has lessened the amount necessary under this program. However, departments also utilize specific software such as Adobe Professional and others which is why these funds are needed. Further, the IT department purchases software updates for various security systems, antivirus/ spam ware, and others.



Justification | Benefit Derived:

These appropriations allow the Township to update outdated or expired licenses on the specific software items.

Current Status:

These funds are critical to operations of the Township.

Financial Plan

Project Sources	2018	2019	2020	2021	2022	2023
General Tax Proceeds	\$5,000	\$5,000	\$5,000	\$5,000	\$5,000	\$5,000
Total Funding Sources	\$5,000	\$5,000	\$5,000	\$5,000	\$5,000	\$5,000
Project Uses						
Planning Engineering Legal	-	-	-	-	-	-
Right-of-Way (if needed)	-	-	-	-	-	-
Construction	-	-	-	-	-	-
Inspection	-	-	-	-	-	-
Contingency	-	-	-	-	-	-
Capital Purchase	5,000	5,000	5,000	5,000	5,000	5,000
Total Financing Uses	\$5,000	\$5,000	\$5,000	\$5,000	\$5,000	\$5,000

(NOTE: Sources must equal Uses)

Information Technology | Network Switch Replacement Program

Description:

Network switches are the traffic lights for the internet traffic flowing through the fiber at the Township Building and Public Works garage. The Township currently has five (x5) network switches. Like any other hardware component, these switches have limited useful lives and need to be replaced regularly.



Justification | Benefit Derived:

The Township has built in redundancy in its network setup, so if any one switch fails, the system continues to operate; albeit, at a lower efficiency until the switch is replaced. These appropriations are necessary to ensure that funds are allocated to purchase replacement switches as needed to keep the network running smoothly.

Current Status:

The Township invested significant funds in 2016 to upgrade to new network switches. Interestingly, the Township has already experienced a failed switch that required replacement. Failures rarely provide any warning, which make them difficult to predict. Therefore, the annual appropriations allow for the appropriate planning.

Financial Plan

Project Sources	2018	2019	2020	2021	2022	2023
General Tax Proceeds	\$500	\$500	\$500	\$500	\$500	\$500
Total Funding Sources	\$500	\$500	\$500	\$500	\$500	\$500
Project Uses						
Planning Engineering Legal	-	-	-	-	-	-
Right-of-Way (if needed)	-	-	-	-	-	-
Construction	-	-	-	-	-	-
Inspection	-	-	-	-	-	-
Contingency	-	-	-	-	-	-
Capital Purchase	500	500	500	500	500	500
Total Financing Uses	\$500	\$500	\$500	\$500	\$500	\$500

(NOTE: Sources must equal Uses)

Information Technology | Internet and Network Monitoring Software

Description:

The internet and network monitoring software provides another safeguard layer to the Township’s network system. In addition to the paid subscriptions that were included in the new (2016) network agreement with Alura, where they monitor the Township’s environment remotely, this allows the Township to monitor activity on-site by the IT Coordinator.



Justification | Benefit Derived:

As noted throughout the IT portion of the capital plan, given the importance of the IT network and internet usage by all Township Departments; the ability to timely monitor the internet and network for active intrusions is critical. These appropriations allow the Township to keep up with the latest monitoring software.

Current Status:

Due to the 2016 network upgrades installed and given the fact that the Township has adequately funded this portion of the capital plan for five years; the current status is stable. However, the sophistication of malware, ransomware, and other virus types is always changing and advancing. The Township uses these funds to purchase the monitoring software to try and stay on top of those threats.

Financial Plan

Project Sources	2018	2019	2020	2021	2022	2023
General Tax Proceeds	\$4,000	\$4,000	\$4,000	\$4,000	\$4,000	\$4,000
Total Funding Sources	\$4,400	\$4,400	\$4,400	\$4,400	\$4,400	\$4,400
Project Uses						
Planning Engineering Legal	-	-	-	-	-	-
Right-of-Way (if needed)	-	-	-	-	-	-
Construction	-	-	-	-	-	-
Inspection	-	-	-	-	-	-
Contingency	-	-	-	-	-	-
Other	4,000	4,000	4,000	4,000	4,000	4,000
Total Financing Uses	\$4,000	\$4,000	\$4,000	\$4,000	\$4,000	\$4,000

(NOTE: Sources must equal Uses)

Information Technology | Security Camera Replacement Program

Description:

The Township currently has security cameras installed at the Township Building, Public Works Garage, Sulpizio Gym and Encke Ball Park. There are multiple cameras installed at each site along with wiring and hardware installed in the IT office. These cameras, most of which are out in the elements, require replacing. This program plans for those failures and also establishes funds to expand the number of cameras either at current locations or new facilities.



Justification | Benefit Derived:

The Township invests significant funds into facilities and operates in a public capacity. This environment requires surveillance for cases of theft, vandalism or other suspicious activity. These security cameras provide the police and insurance companies with visual evidence that is critical in ensuring that the Township's assets are being safeguarded and replaced when damaged.

Current Status:

As the Township continues to invest into its facilities, the security needs continue to grow. Even at today's surveillance level, the cameras fail and need replacing. These appropriations plan for those replacements. As with other areas of the IT replacement program, the funds are only used when needed and lapse at year's end.

Financial Plan

Project Sources	2018	2019	2020	2021	2022	2023
General Tax Proceeds	\$5,000	\$3,000	\$3,000	\$3,000	\$3,000	\$3,000
Total Funding Sources	\$5,000	\$3,000	\$3,000	\$3,000	\$3,000	\$3,000

Project Uses

Planning Engineering Legal	-	-	-	-	-	-
Right-of-Way (if needed)	-	-	-	-	-	-
Construction	-	-	-	-	-	-
Inspection	-	-	-	-	-	-
Contingency	-	-	-	-	-	-
Capital Purchase	5,000	3,000	3,000	3,000	3,000	3,000
Total Financing Uses	\$5,000	\$3,000	\$3,000	\$3,000	\$3,000	\$3,000

(NOTE: Sources must equal Uses)

Information Technology | Security DVR Replacement Program

Description:

The Township currently has five (x5) security DVR units; two at the Township Building, one at Sulpizio, one at Public Works, and one in Encke Park. These units, similar to computers, have a limited useful life of approximately four / five years. Similar to the replacement of the security cameras, the DVR's need to be replaced to keep the security surveillance program running properly.



Justification | Benefit Derived:

The DVR's are critical as they record activity over a period of time. This allows the Township to go back in time and extract surveillance video. Without this component of the security system, the Township would have to have someone monitoring the cameras at all times in order to react as inappropriate activity is occurring.

Current Status:

The current status is that the DVR's are up and running appropriately. However, similar to other areas of the IT capital program, the DVR's are working properly because the Township has funded the needed replacements over time. These appropriations allow for replacements in a timely fashion.

Financial Plan

	2018	2019	2020	2021	2022	2023
Project Sources						
General Tax Proceeds	\$5,000	-	-	-	-	-
Total Funding Sources	\$5,000	-	-	-	-	-
Project Uses						
Planning Engineering Legal	-	-	-	-	-	-
Right-of-Way (if needed)	-	-	-	-	-	-
Construction	-	-	-	-	-	-
Inspection	-	-	-	-	-	-
Contingency	-	-	-	-	-	-
Capital Purchase	\$5,000	-	-	-	-	-
Total Financing Uses	\$5,000	-	-	-	-	-
<small>(NOTE: Sources must equal Uses)</small>						

Information Technology | HVAC Controller Replacement Program

Description:

The Township Building has fifty (x50) HVAC units. Each unit is controlled by this unit centrally by the IT Coordinator.



Justification | Benefit Derived:

In order for the HVAC units to operate, these controllers are necessary. As they controllers fail, the HVAC unit fails to operate. Therefore, it is critical to plan for the replacement of these controllers on a regular basis.

Current Status:

The current HVAC units are reaching the end of their useful lives and are starting to fail. Note that this budget item is not replacing the full HVAC unit, only the controller. These control units are failing as well. These appropriations provide the necessary funding to replace controllers as they fail, in a timely manner. Similar to other areas of the IT capital plan, these funds are only used if needed and lapse at the end of the year.

Financial Plan

Project Sources	2018	2019	2020	2021	2022	2023
Funding Source #1	\$1,000	\$1,000	\$1,000	\$1,000	\$1,000	\$1,000
Total Funding Sources	\$1,000	\$1,000	\$1,000	\$1,000	\$1,000	\$1,000
Project Uses						
Planning Engineering Legal	-	-	-	-	-	-
Right-of-Way (if needed)	-	-	-	-	-	-
Construction	-	-	-	-	-	-
Inspection	-	-	-	-	-	-
Contingency	-	-	-	-	-	-
Capital Purchase	1,000	1,000	1,000	1,000	1,000	1,000
Total Financing Uses	\$1,000	\$1,000	\$1,000	\$1,000	\$1,000	\$1,000

(NOTE: Sources must equal Uses)

Description:

The Township’s GIS system is currently outdated and no longer operates on today’s operating systems. The appropriations in 2017 and 2018 represent the continuation of the project started in 2016 with approved funds from the Board of Commissioners. The replacement of the software is currently underway.

The GIS software houses all of the Township property data, zoning, infrastructure, and other details. The system is accessed daily and is critical to the Engineering, Community Development and Public Works departments.



Justification | Benefit Derived:

The software is critical to the operation of the Township’s Engineering, Community Development, and Public Works Departments. The software is accessed daily and is needed to respond to plan applications, resident inquiries, engineering projects and more.

Current Status:

The current software is completely outdated and no longer runs on today’s Windows platforms, nor does it interface with other engineering and other software systems that Township departments operate with.

Financial Plan

Project Sources	2018	2019	2020	2021	2022	2023
General Tax Proceeds	\$60,000	-	-	-	-	-
Total Funding Sources	\$60,000	-	-	-	-	-
Project Uses						
Planning Engineering Legal	-	-	-	-	-	-
Right-of-Way (if needed)	-	-	-	-	-	-
Construction	-	-	-	-	-	-
Inspection	-	-	-	-	-	-
Contingency	-	-	-	-	-	-
Capital Purchase	\$60,000	-	-	-	-	-
Total Financing Uses	\$60,000	-	-	-	-	-

(NOTE: Sources must equal Uses)

Radnor TV / PEG Grant | Final Cut Studio Software Upgrade

Description:

Final Cut Studio software is used to record, edit, save and share all of the Township's recorded public meetings. Additionally, the software is used to compile other RTV productions such as Radnor 411, 30 Minutes with the Manager and others.



Justification | Benefit Derived:

Each year, Final Cut rolls out software updates. The appropriations included allow for the purchase of those upgrades which keeps the Township current on the technology. Given the number of recorded meetings, this service provided by the Township is considered high priority. Further, the funds to pay for these updates are paid for through the PEG contributions resulting from the Township's franchise agreements with Verizon and Comcast.

Current Status:

The Final Cut Studio software is current because the Township has appropriated for the annual upgrades.

Financial Plan

Project Sources	2018	2019	2020	2021	2022	2023
General Tax Proceeds	-	-	-	-	-	-
Cable Franchise PEG Funds	-	400	400	400	400	400
Total Funding Sources	-	\$400	\$400	\$400	\$400	\$400
Project Uses						
Planning Engineering Legal	-	-	-	-	-	-
Right-of-Way (if needed)	-	-	-	-	-	-
Construction	-	-	-	-	-	-
Inspection	-	-	-	-	-	-
Contingency	-	-	-	-	-	-
Capital Purchase	-	400	400	400	400	400
Total Financing Uses	-	\$400	\$400	\$400	\$400	\$400

(NOTE: Sources must equal Uses)

Radnor TV / PEG Grant | Wireless Lavalier Microphones Replacements

Description:

This would replace the two current wireless microphones used by RTV. These microphones would allow for recording without the microphone being hard-wired to the video camera. This technology benefits the quality of productions and is paid for through the PEG funds.



Justification | Benefit Derived:

The current microphones are reaching the end of their useful lives, having been in use since the building opened in 2008. These appropriations would allow for the replacement in 2018.

Current Status:

The current microphones work, most of the time. However, they are experiencing more and more failures as a result of reaching the end of their useful lives.

Financial Plan

Project Sources	2018	2019	2020	2021	2022	2023
General Tax Proceeds	-	-	-	-	-	-
Cable Franchise PEG Funds	400	-	-	\$900	-	-
Total Funding Sources	\$400	-	-	\$900	-	-
Project Uses						
Planning Engineering Legal	-	-	-	-	-	-
Right-of-Way (if needed)	-	-	-	-	-	-
Construction	-	-	-	-	-	-
Inspection	-	-	-	-	-	-
Contingency	-	-	-	-	-	-
Capital Purchase	400	-	-	900	-	-
Total Financing Uses	\$400	-	-	\$900	-	-

(NOTE: Sources must equal Uses)

Radnor TV / PEG Grant | Studio Enhancements

Description:

The Radnor TV studio is located behind the Radnorshire control room on the main floor. The enhancements include hanging curtains (different colors), as well as some sound walls (temporary). The capital plan includes the curtains in 2019 and the sounding walls in 2021. Funds for these enhancements would come from the PEG Grant funds.



Justification | Benefit Derived:

The curtains and sound walls would enhance productions by improving background scenes / colors and sound. Additional productions would be capable including green screen overlays and various other background enhancements.

Current Status:

As seen in the picture above; there are no options for background or sound enhancements. The space is simply open office space.

Financial Plan

	2018	2019	2020	2021	2022	2023
Project Sources						
General Tax Proceeds	-	-	-	-	-	-
Cable Franchise PEG Funds	2,250	950	-	\$3,300	-	-
Total Funding Sources	2,250	950	-	\$3,300	-	-
Project Uses						
Planning Engineering Legal	-	-	-	-	-	-
Right-of-Way (if needed)	-	-	-	-	-	-
Construction	-	-	-	-	-	-
Inspection	-	-	-	-	-	-
Contingency	-	-	-	-	-	-
Capital Purchase	2,250	950	-	3,300	-	-
Total Financing Uses	2,250	950	-	\$3,300	-	-

(NOTE: Sources must equal Uses)

Radnor TV / PEG Grant | Video Camera Replacement Program

Description:

Radnor TV currently has four video cameras in the Radnorshire room (permanently mounted), one camera mounted on a movable cart and another non-mounted camera. The funds included here are for the replacement of the movable cameras. The plan would be to add a cart in 2019 then replace the cameras in 2020 with PEG funds.



Justification | Benefit Derived:

These movable cameras are used for all of the non-public meeting tapings and productions which include Radnor 411, 30 Minutes with the Manager, special departmental productions, meetings outside the Radnorshire Room, and more. Without these cameras, the productions would not be possible.

Current Status:

The current cameras are eight years old, out of date and in need of replacement. The plan is to get ten years out of the cameras before placing them.

Financial Plan

Project Sources	2018	2019	2020	2021	2022	2023
General Tax Proceeds	-	-	-	-	-	-
Cable Franchise PEG Funds	8,950	360	\$3,350	-	-	-
Total Funding Sources	8,950	\$360	\$3,350	-	-	-
Project Uses						
Planning Engineering Legal	-	-	-	-	-	-
Right-of-Way (if needed)	-	-	-	-	-	-
Construction	-	-	-	-	-	-
Inspection	-	-	-	-	-	-
Contingency	-	-	-	-	-	-
Capital Purchase	8,950	\$360	3,350	-	-	-
Total Financing Uses	8,950	\$360	\$3,350	-	-	-

(NOTE: Sources must equal Uses)

Radnor TV / PEG Grant | Digital Camera (and related) Replacement

Description:

The Township currently owns two digital cameras. They are used for photographing all Township assets, events, personnel, storm related damage, and other publication images. One camera is almost ten years old while the other is five years old. They are used almost daily and the funds for their replacement would come from the PEG Grant. The plan would be to replace the older one in 2017 and the other one in 2018. Then in 2019 and 2020 would be purchases of replacement cases and photo editing software.



Justification | Benefit Derived:

The cameras are used significantly. Replacement of the cameras would ensure that they are reliably ready when needed and that the quality of the images is current with today's technology. Additionally, the necessary cases, lenses and software would allow for the safekeeping of the cameras and to enhance our photo-editing capabilities.

Current Status:

The 2008 camera is past its useful life and needs to be replaced in 2017. In fact, we are using the 2012 camera almost exclusively as a result of the poor image quality of the older one. The 2012 camera is working, but is behind on technological advances, which is why it is planned to be replaced in 2018.

Financial Plan

Project Sources	2018	2019	2020	2021	2022	2023
General Tax Proceeds	-	-	-	-	-	-
Cable Franchise PEG Funds	\$5,500	\$650	\$3,000	-	-	-
Total Funding Sources	\$5,500	\$650	\$3,000	-	-	-
Project Uses						
Planning Engineering Legal	-	-	-	-	-	-
Right-of-Way (if needed)	-	-	-	-	-	-
Construction	-	-	-	-	-	-
Inspection	-	-	-	-	-	-
Contingency	-	-	-	-	-	-
Capital Purchase	\$5,500	\$650	\$3,000	-	-	-
Total Financing Uses	\$5,500	\$650	\$3,000	-	-	-

(NOTE: Sources must equal Uses)

Radnor TV / PEG Grant | Computer Replacement Program

Description:

Radnor TV has two computers: A Windows computer which is used for all Township related functionality including emails, newsletter work, website updating, word processing, spreadsheets, etc. Additionally, Radnor TV has an Apple computer which houses the video editing software and is used to create all the video output files (aired via YouTube, RTV, etc). This line item allows for the replacement of these machines and monitors utilizing Radnor PEG funds. Note: These computers are not part of the IT computer and monitor replacement program because this has dedicated funding.



Justification | Benefit Derived:

These computers are necessary for the operation of the Radnor TV division. Additionally, with regard to the video editing software, Apple produces machines that are much more efficient and reliable when working with those file types. In order to continue to produce the meeting videos and other produced videos, these computers need to be replaced timely, with current technology.

Current Status:

The Township has used the PEG funds to appropriate funds in order to keep these machines up to date. The plan is to replace both as needed to keep up with technology and ensure that there are no video down-times resulting from computer failure.

Financial Plan

Project Sources	2018	2019	2020	2021	2022	2023
General Tax Proceeds	-	-	-	-	-	-
Cable Franchise PEG Funds	\$2,000	\$2,000	\$2,000	\$2,000	\$2,000	\$2,000
Total Funding Sources	\$2,000	\$2,000	\$2,000	\$2,000	\$2,000	\$2,000
Project Uses						
Planning Engineering Legal	-	-	-	-	-	-
Right-of-Way (if needed)	-	-	-	-	-	-
Construction	-	-	-	-	-	-
Inspection	-	-	-	-	-	-
Contingency	-	-	-	-	-	-
Capital Purchase	2,000	2,000	2,000	2,000	2,000	2,000
Total Financing Uses	\$2,000	\$2,000	\$2,000	\$2,000	\$2,000	\$2,000

(NOTE: Sources must equal Uses)

Radnor TV / PEG Grant | Graphics and TV Related Technology Replacements

Description:

Radnor TV includes several units that house graphic cards including the control room equipment as well as the computers used for editing videos and / or pictures and the website. This item allows for the periodic replacement and upgrade of those graphic and TV technology items. The plan includes expenses in 2018 and 2021, funded entirely with PEG funds.



Justification | Benefit Derived:

As noted with other areas of the Radnor TV / PEG division, the quality and reliability of the services and products offered depends on the graphic and TV technology available. This replacement and upgrade would allow for higher quality productions and reliable service delivery.

Current Status:

The current status is that the graphic and TV technology is getting dated and needs replacement. In doing so, only upgraded versions of the graphic and TV technology is available. As noted, these purchases would come from PEG funds.

Financial Plan

	2018	2019	2020	2021	2022	2023
Project Sources						
General Tax Proceeds	-	-	-	-	-	-
Cable Franchise PEG Funds	-	-	-	\$3,000	-	-
Total Funding Sources	-	-	-	\$3,000	-	-
Project Uses						
Planning Engineering Legal	-	-	-	-	-	-
Right-of-Way (if needed)	-	-	-	-	-	-
Construction	-	-	-	-	-	-
Inspection	-	-	-	-	-	-
Contingency	-	-	-	-	-	-
Capital Purchase	-	-	-	3,000	-	-
Total Financing Uses	-	-	-	\$3,000	-	-

(NOTE: Sources must equal Uses)

Radnor TV / PEG Grant | Radnorshire Room Replacements / Upgrades

Description:

The Radnorshire Room houses meetings that are aired live and recorded for replay capabilities almost every weeknight. Even when meetings are not video-taped, the technology in the room needs to be updated periodically. The plan is to replace the microphone system, the video cameras, monitors, projectors, wiring, and control room components in a two-year period (2017 and 2018); paid entirely from PEG funds.



Justification | Benefit Derived:

The current components in the Radnorshire Room are getting dated and are starting to indicate failure. At the same time, the microphones are no longer replaceable as the manufacturer is no longer in business. If a microphone fails, we cannot replace it. Further, the projectors and video cameras will be nine or ten years old when replaced, which is appropriate given their useful lives. Then, each component has wiring and a corresponding piece of equipment in the control room that would need to be replaced. The benefit of these replacements/ upgrades would be to ensure that public meetings can continue to be video-taped/ aired live and that the technology that allows these meetings to occur would be running efficiently, with no down-time.

The estimates included in the financial plan below were generated by meeting with various vendors to spec the replacements, considering the original cost of installation and assisting with compiling a needs assessment as part of the cable franchise negotiations.

Current Status:

As noted, the microphone situation is critical and needs to be addressed in 2017. At the same time, replacing video cameras, monitors, projectors and the related wiring and equipment needs to occur as well.

Financial Plan

Project Sources	2018	2019	2020	2021	2022	2023
General Tax Proceeds	-	-	-	-	-	-
Cable Franchise PEG Funds	\$46,600	-	-	-	-	-
Total Funding Sources	\$46,600	-	-	-	-	-
Project Uses						
Planning Engineering Legal	-	-	-	-	-	-
Right-of-Way (if needed)	-	-	-	-	-	-
Construction	-	-	-	-	-	-
Inspection	-	-	-	-	-	-
Contingency	-	-	-	-	-	-
Capital Purchase	\$46,600	-	-	-	-	-
Total Financing Uses	\$46,600	-	-	-	-	-

(NOTE: Sources must equal Uses)

Radnor TV / PEG Grant | 80% Contribution to Radnor Studio 21

Description:

The PEG Funds are required to be used for Public, Education and Government Functions. The Township offers the Government portion with our Radnor TV, Cable, Web and Communication division within the Finance Department. The Township has elected to outsource the Public portion of the PEG requirement. In doing so, the Township has agreed to distribute 80% of the PEG funds received from Verizon to Radnor Studio 21 to cover their capital needs in providing public access television opportunities.

See Radnor Studio TV for more details on the use of the 80% revenue share.



Justification | Benefit Derived:

See Radnor Studio TV for justification and benefit's derived.

Current Status:

The amounts shown in the Fiscal Plan section represent an estimate based on historical PEG funding from Verizon. Please also note that that Township contributes 100% of the Comcast PEG funds to Radnor Studio 21. The accounting for that transaction has historically been in the General Fund, so it's not reported in the Capital Plan, like the Verizon PEG funds.

Financial Plan

Project Sources	2018	2019	2020	2021	2022	2023
General Tax Proceeds	-	-	-	-	-	-
Cable Franchise PEG Funds	\$128,000	\$128,000	\$128,000	\$128,000	\$128,000	\$128,000
Total Funding Sources	\$128,000	\$128,000	\$128,000	\$128,000	\$128,000	\$128,000
Project Uses						
Planning Engineering Legal	-	-	-	-	-	-
Right-of-Way (if needed)	-	-	-	-	-	-
Construction	-	-	-	-	-	-
Inspection	-	-	-	-	-	-
Contingency	-	-	-	-	-	-
Other Revenue Share to RS21	128,000	128,000	128,000	128,000	128,000	128,000
Total Financing Uses	\$128,000	\$128,000	\$128,000	\$128,000	\$128,000	\$128,000

(NOTE: Sources must equal Uses)

Radnor Township, PA

Five Year Capital Plan

Capital Projects Group:

- Road & Bridge Construction Group
 - Liquid Fuels Portion
 - Township Funds Portion
 - Board of Commissioner Requested Projects

Radnor Township, PA
 Capital Projects and Infrastructure
 As Amended with the 2018 Budget

Expenditure	COST					
	2018	2019	2020	2021	2022	2023
Road & Bridge Construction - Liquid Fuels						
Road Resurfacing Funding	774,082	795,909	818,282	864,719	888,812	911,000
Total - Road & Bridge Construction	\$ 774,082	\$ 795,909	\$ 818,282	\$ 864,719	\$ 888,812	\$ 911,000

Road & Bridge Construction						
Road Resurfacing Funding: Township Portion (new)	225,918	204,091	181,718	135,281	111,188	89,000
Bridge Repairs per Inspection Reports		50,000		50,000		50,000
Street Light Fixture and Pole Replacement Program		15,000	15,000	15,000	15,000	15,000
Conestoga Road Tunnel Lighting	60,000					
Interchange: Gryphon Structure		Gateway Enhancement Funded				
Interchange: Overpass Painting	Gateway Enhancement Funded					
KOP AMTRAK Bridge Overhead Warning System	-					
Total - Road & Bridge Construction	\$ 285,918	\$ 269,091	\$ 196,718	\$ 200,281	\$ 126,188	\$ 154,000

Board of Commissioner Requests						
Commissioner Contingency Projects	150,000	150,000	150,000	150,000	150,000	150,000
South Ithan Avenue Sidewalk Project; Comm. Schaefer	30,000	150,000				
Brooke Street Sidewalk Project; Comm. Nagle	65,000	130,000				
Radnor Chester/ K of P Wall; Comm. Booker	150,000					
Matsonford Road Pedestrian Bridge; Comm. Booker	300,000					
RTSD and Brandywine Offset	(200,000)					
Total Board of Commissioner Requests	\$ 495,000	\$ 430,000	\$ 150,000	\$ 150,000	\$ 150,000	\$ 150,000

Annual Road Resurfacing Program

Description:

This is the Township’s annual road resurfacing program. Depending on the amount of funding from the State Liquid Fuel program and any additional amount authorized by the Board of Commissioners, the Township will bid out the resurfacing program. Historical pricing suggests that we should anticipate a cost of \$86/ton in place. At that rate would cost \$150,000 to mill and resurface 1 double lane mile of road. The Township has 85.37 double lane miles. Staff recommendation is to maintain a 12 year resurfacing cycle, which would require annual funding of approximately \$1,000,000 (at today’s prices).



Justification | Benefit Derived:

Each year staff prepares a list of roads to be brought before the Board of Commissioners. The roads are chosen based on condition, age, utility cuts, and amount of traffic. The annual Superpave Resurfacing contract sealed bid is based on the roads approved by the Commissioners.

Current Status:

The Township is required to spend down the SLFF annually on qualifying projects. Therefore, the decision points for the Township include (a) whether to include the additional funding to keep a 12-year cycle, or remain at an approximate 19-year cycle; and (b) what roads to resurface.

If the Township elects to not include additional funding for the roads, the financial plan table below will be amended to eliminate the township portion. At the same time, the roads identified in the Justification section above will be amended to remove the unfunded roads from the list.

Financial Plan

Project Sources	2018	2019	2020	2021	2022	2023
State Liquid Fuels Funding	774,082	795,909	818,282	864,719	888,812	911,000
Township Tax Sources	225,918	204,091	181,718	135,281	111,188	89,000
Total Funding Sources	1,000,000	1,000,000	1,000,000	1,000,000	1,000,000	1,000,000
Project Uses						
Planning Engineering Legal	-	-	-	-	-	-
Construction SLFF Portion	774,082	795,909	818,282	864,719	888,812	911,000
Construction Township Portion	225,918	204,091	181,718	135,281	111,188	89,000
Inspection	-	-	-	-	-	-
Contingency	-	-	-	-	-	-
Other	-	-	-	-	-	-
Total Financing Uses	1,000,000	1,000,000	1,000,000	1,000,000	1,000,000	1,000,000

(NOTE: Sources must equal Uses)

2017 Capital Projects: Conestoga Road Tunnel- Lighting

Description:

The tunnel that passes beneath the SEPTA R100 Line on Conestoga Road is heavily traveled by motorists, and is also used by pedestrians. The tunnel is located on a State Road, but it has been determined the Township is responsible for the lighting. Presently, it is felt that the lighting in the tunnel should be upgraded.



Justification | Benefit Derived:

The lighting on the tunnel should be upgraded; this will provide safer passage for motorists, cyclists, and pedestrians.

Current Status:

The existing lights are operational, but should be upgraded.

Financial Plan

Project Sources	2018	2019	2020	2021	2022	2023
General Tax Proceeds	60,000	-	-	-	-	-
Total Funding Sources	-	-	-	-	-	-
Project Uses						
Planning Engineering Legal	-	-	-	-	-	-
Right-of-Way (if needed)	-	-	-	-	-	-
Construction	60,000	-	-	-	-	-
Inspection	-	-	-	-	-	-
Contingency	-	-	-	-	-	-
*Other	-	-	-	-	-	-
Total Financing Uses	60,000	-	-	-	-	-

(NOTE: Sources must equal Uses)

*This item includes permitting.

Road & Bridge Construction | Street Light Fixture and Pole Replacement Program

Description:

Radnor Township owns all street lights on streets within its borders (this does not include lights on privately owned parking lots or streets). The replacement plan is intended to replace street light fixtures which can no longer be repaired, leaving replacement as the only option. Street light poles that are in disrepair would also be replaced under this program.



Justification | Benefit Derived:

The Township owns older street light fixtures that have bulbs that can no longer be replaced. There are also many poles that are severely discolored, rusted, or in various states of disrepair. The purpose of this plan is to replace the street light fixtures and poles, anticipated at twenty-five street light fixtures and five poles, for year 2017. This plan would be a pro-active method of street light maintenance.

Current Status:

The current program is to replace poles and fixtures when damaged or they are out.

Financial Plan

Project Sources	2018	2019	2020	2021	2022	2023
General Tax Proceeds	-	\$15,000	\$15,000	\$15,000	\$15,000	\$15,000
Total Funding Sources	-	\$15,000	\$15,000	\$15,000	\$15,000	\$15,000
Project Uses						
Planning Engineering Legal	-	-	-	-	-	-
Right-of-Way (if needed)	-	-	-	-	-	-
Construction	-	\$15,000	\$15,000	\$15,000	\$15,000	\$15,000
Inspection	-	-	-	-	-	-
Contingency	-	-	-	-	-	-
Other	-	-	-	-	-	-
Total Financing Uses	-	\$15,000	\$15,000	\$15,000	\$15,000	\$15,000

(NOTE: Sources must equal Uses)

Road & Bridge Construction– Board of Commissioner Contingency

Description:

This is an annual allotment of funds included in the Capital Plan for unplanned, emergency or time constrained projects. These funds would only be utilized if projects are identified outside of the normal planning process. If funds are not used, then the appropriations would lapse at year end (and not be added to a future year’s budget).



Justification | Benefit Derived:

Each project would be evaluated and justified based on its own merit.

Current Status:

There are no current appropriations for these types of projects. However, each year, there are one or two projects that come up during the year (outside of the planning process) that are considered either an emergency or are required matches for time specific grant applications. The current method of funding these types of projects is to pull from cash balance: However, if the longer-term plan is to spend down the cash balance in the capital fund, then appropriations should be included and funded in the plan to accommodate these types of projects.

Financial Plan


Project Sources	2018	2019	2020	2021	2022	2023
General Tax Proceeds	\$150,000	\$150,000	\$150,000	\$150,000	\$150,000	\$150,000
n/a	-	-	-	-	-	-
n/a	-	-	-	-	-	-
Total Funding Sources	\$150,000	\$150,000	\$150,000	\$150,000	\$150,000	\$150,000
Project Uses						
Planning Engineering Legal	-	-	-	-	-	-
Right-of-Way (if needed)	-	-	-	-	-	-
Construction	150,000	150,000	150,000	150,000	150,000	150,000
Inspection	-	-	-	-	-	-
Contingency	-	-	-	-	-	-
Other	-	-	-	-	-	-
Total Financing Uses	\$150,000	\$150,000	\$150,000	\$150,000	\$150,000	\$150,000

(NOTE: Sources must equal Uses)

2018 Road & Bridge Construction– Public Works, Radnor Chester & King of Prussia Road Wall

Description:

At the intersection of Radnor Chester Road and King of Prussia Road exists a historic wall, owned by the Township, which is in serious disrepair. The costs outlined below are to restore and repair the wall.



Justification | Benefit Derived:

The wall, as seen in the picture is a masonry wall, covered in stucco, with cedar shake roofing at the top of the wall. There are places where the masonry has fallen out, the stucco has fallen off the wall, tree branches have grown through the wall, and the cedar shakes are missing. Not only is this a Township owned asset that should be maintained, it also provides much needed privacy for our residents on Radnor Way.

Current Status:

Gannett Fleming, Incorporated, is preparing an evaluation of the wall. This evaluation will become the basis for designing the repair of the wall. It is anticipated that the design phase will conclude in late 2017, or early 2018, with construction occurring in 2018. The construction estimate will be provided during the design period; the amount noted is a placeholder for funding.

Financial Plan

Project Sources	2017	2018	2019	2020	2021	2022
General Tax Proceeds	\$60,000	\$150,000	-	-	-	-
Developer Funds	-	-	-	-	-	-
Grant Funds	-	-	-	-	-	-
Total Funding Sources	\$60,000	\$150,000	-	-	-	-
Project Uses						
Planning Engineering Legal	\$35,000	-	-	-	-	-
Right-of-Way (if needed)	-	-	-	-	-	-
Construction	-	\$150,000	-	-	-	-
Inspection	-	-	-	-	-	-
Contingency	-	-	-	-	-	-
Other	\$15,000	-	-	-	-	-
Total Financing Uses	\$60,000	\$150,000	-	-	-	-

(NOTE: Sources must equal Uses)

2018 Capital Projects – Matsonford Road Pedestrian Bridge

Description:

The Matsonford Road Bridge carries pedestrians from the parking lot by Memorial Field, to the Radnor Elementary School as well as to Brandywine Realty Trust office buildings.



Justification | Benefit Derived:

The impetus for the project was to paint the bridge, but it was determined an evaluation of the bridge was in order. To that end, the Board of Commissioners awarded Gannett Fleming the contract to evaluate the bridge. This evaluation will be the basis for the design of any repairs, or items to be replaced, as well as the painting. During the design phase, the Engineer’s Estimate of Probable Construction costs will be determined. The amount placed in 2018 for construction is a placeholder to inform the Board of magnitude of cost.

Current Status:

The bridge has not had any repairs or painting to date.

Financial Plan

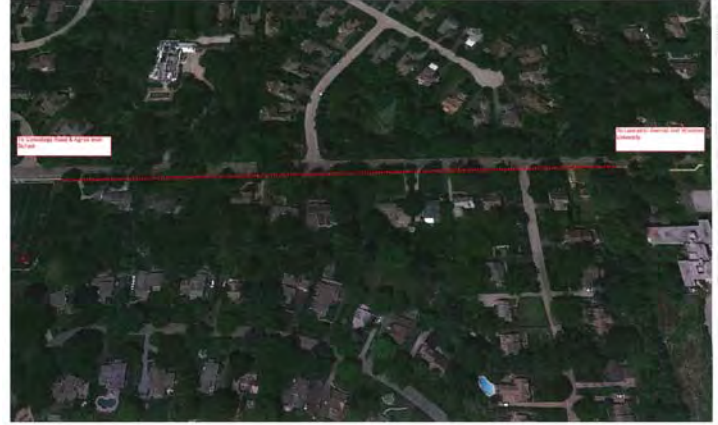
Project Sources	2018	2019	2020	2021	2022	2023
General Tax Proceeds	\$100,000	-	-	-	-	-
School District Proceeds	100,000	-	-	-	-	-
Brandywine Proceeds	100,000	-	-	-	-	-
Total Funding Sources	300,000	-	-	-	-	-
Project Uses						
Planning Engineering Legal	-	-	-	-	-	-
Right-of-Way (if needed)	-	-	-	-	-	-
Construction	275,000	-	-	-	-	-
Inspection	15,000	-	-	-	-	-
Contingency	10,000	-	-	-	-	-
Other	-	-	-	-	-	-
Total Financing Uses	300,000	-	-	-	-	-

(NOTE: Sources must equal Uses)

2018 Pedestrian Improvements-South Ithan Avenue Sidewalk

Description:

The project entails constructing a new sidewalk on South Avenue. The sidewalk would connect existing sidewalks at the Agnes Irwin School, and Villanova University. The proposed sidewalk is approximately 1,372' in length, and crosses Meadowood Road. Included in the project are ADA compliant curb ramps and a painted crosswalk (at Meadowood Road).



Justification | Benefit Derived:

The proposed sidewalk would fill in the gap of existing sidewalks, allowing a pedestrian to walk from across Edenton Place to Lancaster Avenue, on sidewalks with a crosswalk for Meadowood Road. Linking to Lancaster Avenue then allows the pedestrian to link to other sidewalks. This will provide almost ¼ of a mile of safe passage along south Ithan Avenue.

Current Status:

The current gap in the sidewalk connection forces pedestrians into the street in the proposed location of the sidewalk.

Financial Plan

Project Sources	2018	2019	2020	2021	2022	2023
*General Tax Proceeds	\$30,000	\$150,000	-	-	-	-
Total Funding Sources	\$30,000	\$150,000	-	-	-	-
Project Uses						
Planning Engineering Legal	\$30,000	-	-	-	-	-
Right-of-Way (if needed)	-	-	-	-	-	-
Construction	-	-	-	-	-	-
Inspection	-	-	-	-	-	-
Contingency	-	-	-	-	-	-
Capital Purchase	\$30,000	\$150,000	-	-	-	-
Total Financing Uses	\$30,000	\$150,000	-	-	-	-

(NOTE: Sources must equal Uses)

*Actual costs will be determined upon completion of the engineering work.

Radnor Township, PA

Five Year Capital Plan

Capital Projects Group (cont'd):

- Facilities Group

Radnor Township, PA
 Capital Projects and Infrastructure
 As Amended with the 2018 Budget

Expenditure	COST					
	2018	2019	2020	2021	2022	2023
Facilities						
Library :						
TBD						
TBD						
Subtotal, Library	\$ -	\$ -	\$ -	\$ -	\$ -	\$ -
Public Works Facility:						
Parking Lot Paving (In sections)		50,000	50,000	50,000	50,000	
Tire Changer & Drill Press						
Modernize Facility Gate Operator						
LED Lighting				50,000		
Roof Repairs / Roof Replacement		136,000				
Rebuild Lifts						60,000
Subtotal, Public Works Facility	\$ -	\$ 186,000	\$ 50,000	\$ 100,000	\$ 50,000	\$ 60,000
Municipal Building:						
Curbing & Concrete		50,000				
Roofing - repairs [spec in 2018 / work in 2019]		30,000	200,000			
HVAC					225,000	
LED Upgrades				50,000		
Carpet, ceiling tiles			10,000			
Subtotal, Municipal Building	\$ -	\$ 80,000	\$ 210,000	\$ 50,000	\$ 225,000	\$ -
Senior Center:						
Various Capital (as requested by WSC)	101,000					
Subtotal, Senior Center	\$ 101,000	\$ -	\$ -	\$ -	\$ -	\$ -
Municipal Parking Lots - Resurfacing:						
South Wayne Lot	Stmwtr Proj					
N. Wayne Lot		250,000				
Waynewood Lot					26,000	
West Ave Store Front Lots	38,000					
N. Wayne Ave store fronts						
Lancaster Ave store fronts						
Louella Ave Lot						
Louella Court Lots		50,000				
S. Wayne @ W. Wayne Lot			20,000			
Subtotal, Municipal Parking Lots	\$ 38,000	\$ 300,000	\$ 20,000	\$ -	\$ 26,000	\$ -
Creutzberg Center						
Mansion Repairs/Code Upgrades/Stairs	15,500					
Subtotal, Creutzburg Center	\$ 15,500	\$ -	\$ -	\$ -	\$ -	\$ -
Willows Cottage						
Building Repairs - Exterior	150,000					
Subtotal, Creutzburg Center	\$ 150,000	\$ -	\$ -	\$ -	\$ -	\$ -
Total - Facilities	\$ 304,500	\$ 566,000	\$ 280,000	\$ 150,000	\$ 301,000	\$ 60,000

Township Facilities | Senior Center Improvements

Description:

Similar to the Library, the Township owns this facility and leases to the Wayne Senior Center (as separately run organization from the Township).



Justification | Benefit Derived:

The building has needed major renovations / improvements for some time. The Senior Center has already constructed many of the improvements from their sources. However, they are asking the Township to fund the gap. Improvements include:

New floors, new windows, bathroom upgrades, electric upgrades, kitchen and appliance upgrades, activity room upgrades, storage room(s) construction, Café upgrades, and program / office furniture replacements.

Current Status:

The Senior Center has been making these requests for years.

Financial Plan

	2017	2018	2019	2020	2021	2022
Project Sources						
Township Funding	101,307	-	-	-	-	-
Wayne Senior Center Funding	193,319	-	-	-	-	-
Total Funding Sources	294,626	-	-	-	-	-
Project Uses						
Planning Engineering Legal	-	-	-	-	-	-
Right-of-Way (if needed)	-	-	-	-	-	-
Construction	264,626	-	-	-	-	-
Inspection	-	-	-	-	-	-
Contingency	-	-	-	-	-	-
Other	-	-	-	-	-	-
Total Financing Uses	264,626	-	-	-	-	-

(NOTE: Sources must equal Uses)

Facilities: Municipal Parking Lots; Resurfacing: West Wayne Avenue Store Front Lots

Description:

Radnor Township owns municipal parking lots in Wayne and Bryn Mawr. These lots are metered by the Township’s kiosk system. As part of a six-year plan, these lots are to be resurfaced. The lots being requested to be resurfaced are on West Avenue, just east of north Wayne Avenue., and consist of 38 metered parking spaces. These lots are used by patrons of the businesses in downtown Wayne.



Justification | Benefit Derived:

The Township’s Municipal lots are in need of resurfacing. The pavement is exhibiting large cracks, depressions, and alligating. The plan is to have the defects repaired, and then the lots resurfaced. New bumper blocks would be installed, as well as striping and numbering.

Current Status:

The three parking lots noted in the picture proposed for resurfacing.

Financial Plan

Project Sources	2018	2019	2020	2021	2022	2023
General Tax Proceeds	-	-	-	-	-	-
Parking Fees (via General Fund)	\$38,000	-	-	-	-	-
Total Funding Sources	\$38,000	-	-	-	-	-
Project Uses						
Planning Engineering Legal	3,000	-	-	-	-	-
Right-of-Way (if needed)	-	-	-	-	-	-
Construction	33,000	-	-	-	-	-
Inspection	2,000	-	-	-	-	-
Contingency	-	-	-	-	-	-
Other	-	-	-	-	-	-
Total Financing Uses	\$38,000	-	-	-	-	-

(NOTE: Sources must equal Uses)

Road & Bridge Construction | Bridge Repairs per Inspection Reports

Description:

Through a program with the Pennsylvania Department of Transportation, Radnor Township receives evaluations of bridges in the Township that have a span of twenty feet or greater. The “Repairs Per Inspection Reports” is a request for funding to address deficiencies noted in these reports.



Justification | Benefit Derived:

The purpose of this funding request is to provide the ability to address deficiencies noted in bridge evaluation reports. These repairs can include (but are not limited to): signage, scour, minor structural repairs, guide rail, etc. In the event a large structural (> \$45,000) item was noted, a request regarding this specific repair would be made. It is anticipated that multiple repairs, on multiple bridges would be addressed with this funding.

Current Status:

Upon receipt of the 2018 reports, based on their content, work would begin.

Financial Plan

Project Sources	2018	2019	2020	2021	2022	2023
General Tax Proceeds	-	\$45,000	-	\$50,000	-	\$50,000
Total Funding Sources	-	\$45,000	-	\$50,000	-	\$50,000
Project Uses						
Planning Engineering Legal	-	8,000	-	10,000	-	10,000
Right-of-Way (if needed)	-	-	-	-	-	-
Construction	-	37,000	-	40,000	-	40,000
Inspection	-	-	-	-	-	-
Contingency	-	-	-	-	-	-
Other	-	-	-	-	-	-
Total Financing Uses	-	\$45,000	-	\$50,000	-	\$50,000

(NOTE: Sources must equal Uses)

2018 Facilities: Municipal Parking Lots; Resurfacing: South Wayne Avenue Municipal Parking Lot

Description:

Radnor Township owns municipal parking lots in Wayne and Bryn Mawr. These lots are metered by the Township’s kiosk system. As part of a six-year plan, these lots are to be resurfaced. The lot being requested for resurfacing is the “South Wayne Lot”, viewed in the picture to the right. This lot is used for parking, by patrons of the establishments in Wayne, the Radnor Memorial Library, amongst others. It has also been the stage for the Recreation and Community Programming Department’s Truck Zoo event. This parking lot also houses the 1922 Radnor War Memorial (upper right corner).



Justification | Benefit Derived:

The South Wayne Lot, as noted above, is at times, heavily used. The parking lot exhibits many paving deficiencies: alligating, subsidence, rutting, and unravelling. Patching this parking lot is almost futile, in that there are few areas that can sustain patching. The intent is to mill/remove the entire wearing course, install new asphalt, striping, and signage. Also included with this project is to enhance the area with trees, provide some form of stormwater infiltration (if soil conditions allow), and to reduce the very large and somewhat undefined access/egress along South Wayne Avenue to provide better traffic flow.

Current Status:

The parking lot, is as noted in the attached picture. There has only been patching done to this parking area. It is in need of replacement. Damage has been incurred by the Library’s contractor, which he is required to repair.

More importantly, this lot is a very good candidate for a SWM project; staff suggest the resurfacing project be done as part of a SWM project, price to be determined.

Financial Plan

Project Sources	2018	2019	2020	2021	2022	2023
General Tax Proceeds	-	-	-	-	-	-
Parking Fees (via General Fund)	-	250,000	-	-	-	-
Total Funding Sources	-	250,000	-	-	-	-
Project Uses						
Planning *Engineering Legal	-	25,000	-	-	-	-
Right-of-Way (if needed)	-	-	-	-	-	-
Construction	-	225,000	-	-	-	-
Inspection	-	-	-	-	-	-
Contingency	-	-	-	-	-	-
**Other	-	-	-	-	-	-
Total Financing Uses		250,000	-	-	-	-

(NOTE: Sources must equal Uses)

Facilities: Municipal Parking Lots; Resurfacing: West Wayne Avenue Store Front Lots

Description:

Radnor Township owns municipal parking lots in Wayne and Bryn Mawr. These lots are metered by the Township’s kiosk system. As part of a six-year plan, these lots are to be resurfaced. The lots being requested to be resurfaced are on West Avenue, just east of north Wayne Avenue., and consist of 38 metered parking spaces. These lots are used by patrons of the businesses in downtown Wayne.



Justification | Benefit Derived:

The Township’s Municipal lots are in need of resurfacing. The pavement is exhibiting large cracks, depressions, and alligating. The plan is to have the defects repaired, and then the lots resurfaced. New bumper blocks would be installed, as well a striping and numbering.

Current Status:

The three parking lots noted in the picture

Financial Plan

Project Sources	2018	2019	2020	2021	2022	2023
General Tax Proceeds	-	-	-	-	-	-
Parking Fees (via General Fund)	-	-	20,000	-	-	-
Total Funding Sources	-	-	20,000	-	-	-
Project Uses						
Planning Engineering Legal	-	-	3,000	-	-	-
Right-of-Way (if needed)	-	-	-	-	-	-
Construction	-	-	15,000	-	-	-
Inspection	-	-	2,000	-	-	-
Contingency	-	-	-	-	-	-
Other	-	-	-	-	-	-
Total Financing Uses	-	-	20,000	-	-	-

(NOTE: Sources must equal Uses)

2018 Facilities: Creutzburg Center, 260 Gulph Creek Rd, Harford Park

Description:

Radnor Township owns the Creutzburg Center at 260 Gulph Creek Road, Radnor within Harford Park. It is the headquarters and learning center for Main Line School Night.



Justification | Benefit Derived:

The Creutzburg Center at 260 Gulph Creek Rd. is the home of the Main Line School Night and is owned by Radnor Township, and is located within Harford Park. The steps to the main entrance of the building need to be replaced. This is a heavily utilized building for students attending classes at the Main Line School Night and for safety they should be replaced.

Current Status:

The current steps to the Creutzburg Center are weathered and defective per the above pictures. The building is the site of the Main Line School Night and these steps are the gateway to the main entrance of the building and are in need of replacement.

Financial Plan

Project Sources	2018	2019	2020	2021	2022	2023
General Tax Proceeds	\$15,500					
	-	-	-	-	-	-
Total Funding Sources	\$15,500	-	-	-	-	-

(NOTE: Sources must equal Uses)

2018 Capital Projects – Willows Cottage Painting

Description:

Willows Cottage –

- Exterior Painting** is needed due to significant deterioration of the building's exterior with signs of wear and increasing needs for repairs. This cost would include products, materials, and labor for plastering the entire building with underwire to strengthen the integrity and to increase the life of the stucco; sanding/scraping the entire surface; priming with bond and two finish coats of paint – painting will take place on all plaster, wood windows, soffits, fascia, and substrate on the exterior. Estimate only included for replacing any rotted wood.



Justification | Benefit Derived:

- Exterior Painting will sustain the life the historical asset along with providing a positive aesthetic improvement at the Willows Park.

Current Status:

- Exterior Painting can take place in 2018. Grant/alternative funding will be sought if available. If funding is not provided, the condition of the Willows Cottage will continue to deteriorate and adversely impact the park aesthetics.

Financial Plan

Project Sources	2018	2019	2020	2021	2022	2023
General Tax Proceeds	\$150,000					
Total Funding Sources	\$150,000					

Project Uses

Planning | Engineering | Legal

Right-of-Way (if needed)

Construction \$115,000

Inspection \$15,000

Contingency \$20,000

Other -

Total Financing Uses \$150,000

(NOTE: Sources must equal Uses)

2018 Facilities: Municipal Parking Lots; Partial Resurfacing: Public Works Yard

Description:

Radnor Township owns the Public Works Facility at 235 E. Lancaster Avenue, Wayne which is the location of the Public Works Department and the work center for the entire Public Works Department. It is also the storage facility for all of the de-icing materials, snow operations, gas and diesel fueling facility for all Township vehicles both Public Works, Police, and Fire. The paved lot at this facility has not been resurfaced since the building was opened in 1997. The surface is 20 years old and used hard every day.



Justification | Benefit Derived:

The Yard Lot at the Public Works Facility, 235 E. Lancaster Avenue, as noted above, is in poor condition. This yard is heavily utilized for Township Operations. The parking lot exhibits many paving deficiencies: alligatoring, subsidence, rutting, and unravelling. Patching this parking lot is almost futile, in that there are few areas that can sustain patching. The intent is to mill/remove the wearing course, and install new asphalt, and a new loop system at the driveway entrance which controls the security gate to this Township Facility.

Current Status:

The parking lot, is as noted in the above pictures. There has only been patching done to this area since 1997. It is in dire need of replacement; however due to the high cost of resurfacing, it is being suggested to replace the yard in phases so that it can get resurfaced. The initial phase for 2018 would be to resurface the driveway in to the facility and replace the loop system which controls the security gate to the facility. The Township staff and emergency personnel access this area both by foot and by vehicle, and with its unevenness and holes it is a safety concern.

Financial Plan

Project Sources	2018	2019	2020	2021	2022	2023
General Tax Proceeds	-	\$50,000	\$50,000	\$50,000	\$50,000	-
Parking Fees (via General Fund)	-	-	-	-	-	-
Total Funding Sources	-	\$50,000	\$50,000	\$50,000	\$50,000	-
Project Uses						
Planning *Engineering Legal	-	-	-	-	-	-
Right-of-Way (if needed)	-	-	-	-	-	-
Construction	-	-	-	-	-	-
Inspection	-	-	-	-	-	-
Contingency	-	-	-	-	-	-
**Other	-	-	-	-	-	-
Total Financing Uses	-	\$50,000	\$50,000	\$50,000	\$50,000	-

(NOTE: Sources must equal Uses)

2018 Facilities: Municipal Building Roof Replacement

Description:

Radnor Township owns the Municipal Building at 301 Iven Avenue, Wayne which is the main headquarters for the Township Management Team and Police Department. It is the premier welcome center for the Township and hosts many meetings and public events. The building was open in 2008 and it is now in need of a new roof. Due to its complexity it is recommended that we hire an Architect to draw up plans and specifications for this replacement.



Justification | Benefit Derived:

The Township Building at 301 Iven Avenue, has experienced water damage which has been determined to be coming from the roof. As to protect this Township asset a new roof needs to be installed by a professional.

Current Status:

During rain and snow events water is making it's way into the Township Building. In order to eliminate future problems and possible mold issues it is recommended that the roof be replaced. Due to the complexity and expense in this endeavor it is recommended that the Township seek the professional services of an Architect.

Financial Plan


Project Sources	2018	2019	2020	2021	2022	2023
General Tax Proceeds	-	\$30,000	\$200,000	-	-	-
Total Funding Sources	-	-	-	-	-	-
Project Uses						
Planning *Engineering Legal	-	\$30,000	-	-	-	-
Right-of-Way (if needed)	-	-	-	-	-	-
Construction	-	-	\$200,000	-	-	-
Inspection	-	-	-	-	-	-
Contingency	-	-	-	-	-	-
**Other	-	-	-	-	-	-
Total Financing Uses	-	\$30,000	\$200,000	-	-	-

(NOTE: Sources must equal Uses)

2018 Facilities: Municipal Building, 301 Iven Avenue, Curbs and Walkways

Description:

Radnor Township owns the Municipal Building at 301 Iven Avenue, Wayne which is the main headquarters for the Township Management Team and Police Department. It is the premier welcome and government center for Radnor Township, and hosts many meetings and public events. The building was open in 2008 and it is now in need of some exterior renovations.



Justification | Benefit Derived:

The Township Building at 301 Iven Avenue, is in need of curb and sidewalk replacement. As noted above, the curbs and sidewalks are in poor condition therefore creating a tripping hazard for those who visit the building. It is a heavily utilized public space.

Current Status:

The curbs and patio/sidewalk area at the Township Building, are as noted in the above pictures. They are in need of repair/replacement for aesthetics as well as for safety concerns. The entire curb near the Police Dept. handicap ramp is broken between the flag poles.

Financial Plan



Project Sources	2018	2019	2020	2021	2022	2023
General Tax Proceeds	-	\$50,000	-	-	-	-
Total Funding Sources	-	\$50,000	-	-	-	-
Project Uses:						
Planning Engineering	-	-	-	-	-	-
Right-of-way	-	-	-	-	-	-
Construction	-	50,000	-	-	-	-
Inspection	-	-	-	-	-	-
Contingency	-	-	-	-	-	-
Other	-	-	-	-	-	-
Total Financing Uses	-	\$50,000	-	-	-	-

(NOTE: Sources must equal Uses)

2018 Facilities: Municipal Building, 301 Iven Avenue, Carpeting Replacement

Description:

Radnor Township owns the Municipal Building at 301 Iven Avenue, Wayne which was newly built and opened for business in 2008. It is now 10 years old and in need of some interior renovations and upgrades particularly in the end corridor from which the Township Police Officers mainly access the building.



Justification | Benefit Derived:

The Township Building at 301 Iven Avenue, is in need of some carpet replacement in the exterior corridors. This area is heavily utilized by Police Officers. The area gets a lot of heavy foot traffic and should be replaced with a more suitable surface to withstand the exterior elements which are often brought inside by wet boots and clothing. In 2020 it will be necessary to replace carpeting in other areas of the Township Building

Current Status:

The carpet in the Township Building Police Entrance Corridor is worn and in need of replacement. This area gets wet often, and the current carpeting not only is worn, but holds a musty smell which permeates through the three floors of the corridor. The carpeting is in need of replacement.

Financial Plan

Project Sources	2018	2019	2020	2021	2022	2023
General Tax Proceeds	-	-	10,000			
Total Funding Sources	-	-	-	-	-	-
Project Uses:						
Planning	-	-	-	-	-	-
Right of way	-	-	-	-	-	-
Construction	-	-	10,000	-	-	-
Inspection	-	-	-	-	-	-
Contingency	-	-	-	-	-	-
Other	-	-	-	-	-	-
Total Funding Uses	-	-	10,000	-	-	-

(NOTE: Sources must equal Uses)

Radnor Township, PA

Five Year Capital Plan

Capital Projects Group (cont'd):

- Traffic Signals Plan

Radnor Township, PA
Capital Projects and Infrastructure
As Amended with the 2018 Budget

Intersection	Signal Type	Description	COST					
			2018	2019	2020	2021	2022	2023
Route 30 Traffic Adaptive System <i>Developer Contribution Offset</i>	Traffic	New		40,000	1,100,000 (1,100,000)	15,000	15,000	
N. Wayne Avenue Pedestrian Improvements (grant offset) <i>Grant Offset</i>	Pedestrian	New	288,754 (209,634)					
Glenmary Road Sidewalk, K of P Flasher (grant offset) <i>Grant Offset</i>	Pedestrian	New		115,870 (81,109)				
Lancaster Avenue Pedestrian Improvements East (grant offset) <i>Grant Offset</i>	Pedestrian	New	397,870 (253,801)					
North Wayne Sidewalk Pedestrian Improvements (grant offset) <i>Grant Offset</i>	Pedestrian	New		537,723 (313,406)				
Lancaster Ave. Pedestrian Improvements West (grant offset) <i>Grant Offset</i>	Pedestrian	New			950,000 (546,000)			
Radnor Chester & Raider Road Signal Installation	Traffic	Complete						
County Line Road Corridor Study	Traffic	New		40,000	300,000			
North & South Wayne Avenue LH Turn Signals	Traffic	New				120,000	190,000	
Conestoga & West Wayne	Traffic	Rebuild						
Conestoga & Iven/Church/Aberdeen/Louella	Traffic	Rebuild				100,000	200,000	
Conestoga & Radnor Chester	Traffic	Rehab			90,000	274,000		
Conestoga & Route 320 (install LH turn signal)	Traffic	Rebuild	240,000					
Conestoga & Ithan	Traffic	Rebuild						220,000
Conestoga & Garrett and Williams	Traffic	Rehab						
Conestoga & Roberts	Traffic	Rehab						
Bryn Mawr & County Line (Haverford Ave)	Traffic	Rehab						
Bryn Mawr & Mill	Traffic	Rehab						
Bryn Mawr & 320	Traffic	Rehab						
Bryn Mawr & Malin	Traffic	Rebuild						
North Wayne & West/Station	Traffic	Rehab						
North Wayne & Poplar	Traffic	Rehab						
North Wayne & Eagle	Traffic	Rehab						
Eagle & Radnor Street	Traffic	Rehab						
Eagle/Pine Tree & King of Prussia	Traffic	Rehab						
King of Prussia & Matsonford	Traffic	Rehab						
King of Prussia & Radnor Chester	Traffic	Rehab						
King of Prussia & Pine Tree & Eagle Rd. Intersection Impr.	Traffic	Improvement	100,000					
Radnor Chester & Kravco	Traffic	Rehab						
Matsonford & S. Centennial - Carroll & Corporate Center	Traffic	Rehab						
Matsonford & N. Centennial	Traffic	Rehab						
Matsonford & County Line Road	Traffic	Rebuild						
Route 320 & Clyde	Traffic	Rebuild				220,000		
Route 320 & Godfrey	Traffic	Rebuild					250,000	
Sugartown & Morris	Traffic	Federal mandate						
Signage (reflectivity)	School	Replace						
St. Katherine's	School	Replace						
Barrack Jewish Academy	School	Replace						
Wayne Elementary	School	Replace						
Agnes Irwin	School	Replace						
St. Aloysius	School	Replace						
Sacred Heart	School	Replace						2,000
Notre Dame	School	Replace						
Ithan Elementary	School	Replace						
Radnor Middle School	School	Replace						
VFMA Pedestrian Crossing Flasher	Flash	Replace		46,000				
Cowan Field Playground Flasher	Flash	Replace						
Clem Macrone Park Playground Flasher	Flash	Replace						
Conestoga & Mill Bad Curve Ahead Flasher	Flash	Replace						
Rosemont Underpass (Locust Grove Rd) Bad Curve Ahead Flasher	Flash	Replace			2,000			
Darby Paoli Road Bad Curve Ahead Flasher	Flash	Replace						
Strafford Avenue & Eagle Road 4 Way Stop with Flashing Red Signals	Flash	Replace						3,000
King of Prussia & Woodcrest Road Bad Curve Ahead Flasher	Flash	Replace			3,000			
Bryn Mawr & Castlefin Bad Curve Ahead Flasher	Flash	Replace						
Mill Dam Power Indication Lights	Flash	Replace						
N. Aberdeen Overpass Walk Way Lighting	Flash	Replace						
Total Signal Group			\$ 563,189	\$ 385,078	\$ 799,000	\$ 729,000	\$ 655,000	\$ 225,000

2017 Capital Projects & Infrastructure: Traffic Signals, Route 30 Traffic Adaptive System

Description:

A traffic adaptive system uses “adaptive” signal control technology. This system uses traffic signal timing changes based on current traffic demand (i.e. the system adapts to the traffic load). The benefits of traffic adaptive signal control:

- Continuously distribute green light time equitably for all traffic movements
- Improve travel time reliability
- Reduce congestion
- Prolong the effectiveness of traffic signal time



Justification | Benefit Derived:

The justification for the installation of a traffic adaptive system, from Radnor Chester Road to Lowrey’s Lane, along Lancaster Avenue is to reduce the long standing congestion in this area, part of what Penn Dot considers a “critical corridor”. We have been attempting to fund this project with grants and developer contributions, and will continue to do so. The Conditional Use Order of November 24th, 2014 required Villanova University to contribute \$175,000 towards the implementation of a traffic adaptive system along Lancaster Avenue from Sproul Road to County Line Road.

Current Status:

The traffic corridor as noted is currently managing traffic through conventional traffic signals.

Financial Plan

Project Sources	2017	2018	2019	2020	2021	2022
General Tax Proceeds	-	-	40,000	-	-	-
Developer Contributions & Grants	-	-	-	\$925,000	-	-
*Villanova University	-	-	-	\$175,000	-	-
Total Funding Sources	-	-	40,000	\$1,100,000	-	-
**Project Uses						
Planning Engineering Legal	-	-	40,000	\$110,000	-	-
Right-of-Way (if needed)	-	-	-	TBD	-	-
Construction	-	-	-	\$940,000	-	-
Inspection	-	-	-	\$10,000	-	-
Contingency	-	-	-	\$40,000	-	-
Other	-	-	-	TBD	-	-
Total Financing Uses	-	-	40,000	\$1,100,000	-	-

(NOTE: Sources must equal Uses)

*Villanova University is required to fund \$175,000 towards the traffic adaptive system, as determined by the Conditional Use Order of 2014.

**Project uses are estimated; once funded and as part of the design process, a more accurate breakdown of the uses will be provided.

2018 Capital Projects: Pedestrian Project, North Wayne Avenue, Station Road & Poplar Avenue

Description:

This project entails pedestrian upgrades to the traffic signals at North Wayne and Poplar Avenue, North Wayne and Station Avenue, and North Wayne to the south west corner at West Avenue. Included are signal, ADA ramp, and pavement marking upgrades. This project is partially funded by a Multi Modal Transportation Fund (MTF) grant.



Justification | Benefit Derived:

The purpose of this project is to provide for safer pedestrian passage in this very active part of the WBOD. Pedestrians travelling from the North Wayne area will have safer access to the east and west sides of North Wayne Avenue. Also, crossing North Wayne Avenue at the Station/West intersection will be more pedestrian friendly.

Current Status:

The design phase of the project is well along. Signal permit plans have been submitted to Penn DOT; based on the review time for these plans, construction is anticipated in 2018.

Financial Plan

Project Sources	2017	2018	2019	2020	2021	2022
General Tax Proceeds	\$35,000-	\$79,120				
		\$209,634				
Total Funding Sources	\$35,000-	\$288,754				
Project Uses						
Planning Engineering Legal	\$35,000-	\$27,000				
*Right-of-Way (if needed)	-	-				
Construction	-	\$114,120				
Inspection	-	-				
Contingency	-	-				
**MTF Grant	-	\$147,634				
Total Financing Uses	\$35,000	\$288,754				

(NOTE: Sources must equal Uses)

*The acquisition of R.O.W., and actual cost will be determined during the design phase. ** The MTF grant will be used for construction; it is shown as such for illustrative purposes.

2018 Capital Projects: Glenmary Road Pedestrian Project

Description:

This project includes the construction of pedestrian improvements along Glenmary Road from King of Prussia Road to the cul-de-sac street accessing several residential properties, including a traffic signal permit plan for the conversion of the existing pedestrian flashing warning devices along King of Prussia Road to rectangular rapid flash beacon (RRFB) pedestrian signals. A Department of Community Development (DCED) grant has been applied for construction of this project.



Justification | Benefit Derived:

This project connects the residential neighborhood along Glenmary Road, and beyond, with the Radnor Elementary School, and ultimately access to the park. The existing crosswalk is at the crest of a hill on King of Prussia Road. The existing flashing lights will be replaced with a rapid flashing beacon, to provide motorists with a more robust warning of pedestrians, allowing for safer passage. The proposed sidewalk allows safer travel along Glenmary Road, while approaching this intersection.

Current Status:

A Department of Community Development (DCED) grant has been applied for construction of this project. The grant application is currently under review by DCED. The project is slated for construction only if the grant is received.

Financial Plan

Project Sources	2017	2018	2019	2020	2021	2022
General Tax Proceeds	-	-	\$34,761	-	-	-
Grant Proceeds	-	-	\$81,109	-	-	-
Total Funding Sources	-	-	\$115,870	-	-	-

Project Uses

Planning Engineering Legal	-	-	\$34,761	-	-	-
Right-of-Way (if needed)	-	-	-	-	-	-
Construction	-	-	\$81,109	-	-	-
Inspection	-	-	-	-	-	-
Contingency	-	-	-	-	-	-
Other	-	-	-	-	-	-
Total Financing Uses	-	-	\$115,870	-	-	-

(NOTE: Sources must equal Uses)

*The acquisition of R.O.W., and actual cost will be determined during the design phase.

2018 Capital Projects: Lancaster Avenue Pedestrian Improvement Project

Description:

This project will provide 1,500 LF of new, wider sidewalks from Garrett Avenue to Barley Cone Lane. This includes a pedestrian signal upgrade at Lowreys Lane. The Township has applied for a Department of Community Development (DCED) grant for this project. Construction of the project is dependent on receiving the grant.



Justification | Benefit Derived:

This stretch of sidewalk is used by many pedestrians for use of the SEPTA Regional Rail system, SEPTA R-100 Line, Villanova University Students, as well as others. It will connect with the newly constructed sidewalk by Villanova University. Letters of support have been received from the Radnor House Condominiums and Villanova University, which were included in the Department of Community Development (DCED) grant application.

Current Status:

The Township is awaiting word on receipt of the grant. If the grant is received in the latter part of 2017, the design and construction would be completed in 2018.

Financial Plan

	2017	2018	2019	2020	2021	2022
Project Sources						
General Tax Proceeds	-	\$162,069	-	-	-	-
DCED Grant	-	\$235,801	-			
Total Funding Sources	-	\$397,870	-	-	-	-
Project Uses						
*Planning Engineering Legal	-	\$61,012	-	-	-	-
Right-of-Way (if needed)	-	NA	-	-	-	-
Construction	-	\$326,858	-	-	-	-
Inspection	-	\$10,000	-	-	-	-
Contingency	-		-	-	-	-
Other	-		-	-	-	-
Total Financing Uses	-	\$397,870	-	-	-	-

(NOTE: Sources must equal Uses)

*This item includes permitting.

Capital Projects: Pedestrian Improvement Project; North Wayne Avenue Sidewalk from Woodsworth Court to Eagle Road

Description:

This project would connect Woodsworth Court, near the County/Township line, on North Wayne Avenue, to Eagle Road. It consists of sidewalk installation, ADA curb ramps, pedestrian signal modification, and a crosswalk.



Justification | Benefit Derived:

The purpose of this project is to allow pedestrians to safely traverse North Wayne Avenue, from Woodsworth Court to Eagle Road. Currently, the shoulder is not suitable for foot traffic. This will also complete the connection to the Wayne BOD.

Current Status:

The grant is currently under review by DCED. The project will only move forward if the grant is awarded.

Financial Plan

Project Sources	2018	2019	2020	2021	2022	2023
General Tax Proceeds	-	224,317	-	-	-	-
DCED Grant	-	313,406	-	-	-	-
Total Funding Sources	-	537,723	-	-	-	-
Project Uses						
Planning Engineering Legal	-	90,000	-	-	-	-
Right-of-Way (if needed)	-	-	-	-	-	-
Construction	-	447,723	-	-	-	-
Inspection	-	-	-	-	-	-
Contingency	-	-	-	-	-	-
Other	-	-	-	-	-	-
Total Financing Uses	-	537,723	-	-	-	-

(NOTE: Sources must equal Uses)

**2018 Capital Projects: Pedestrian Improvement Project- Sidewalk Installation, on Lancaster Avenue,
from Iron Works Way to Chamounix Road**

Description:

The project entails the installation of sidewalk from Iron Works way to Chamounix Road. The sidewalk will traverse the north side of Lancaster Avenue.



Justification | Benefit Derived:

This section of sidewalk is used heavily by pedestrians using the SEPTA Regional Rail, waking to the Wayne BOD, accessing Veterans Park, as well as the neighborhood south of Lancaster Avenue. The area has several apartment buildings, and as well as condominiums (one in Land Development). This sidewalk does not meet current standards; it is too narrow, there are utility poles blocking the path, and the face of curb is minimal.

Current Status:

A DCED Multi Modal Funding grant has been applied for to fund this project. The grant application is currently under review by DCED. The project will not be constructed unless the grant is received.

Financial Plan

Project Sources	2017	2018	2019	2020	2021	2022
General Tax Proceeds	-	-	-	\$404,000	-	-
DCED Grant	-	-	-	\$546,000	-	-
Total Funding Sources	-	-	-	\$950,000	-	-
Project Uses						
Planning Engineering Legal	-	-	-	\$170,000	-	-
*Right-of-Way (if needed)	-	-	-	-	-	-
Construction	-	-	-	\$780,000	-	-
Inspection	-	-	-	-	-	-
Contingency	-	-	-	-	-	-
*Other	-	-	-	-	-	-
Total Financing Uses	-	-	-	\$950,000	-	-

(NOTE: Sources must equal Uses)

*The acquisition of R.O.W., and actual cost will be determined during the design phase.

2018 Traffic Planning- County Line Road Corridor Study

Description:

Residents in the area of County Line Road have attended Staff Traffic to put forth concerns with various intersections along County Line Road, from its intersection with Lancaster Avenue to its intersection of Conestoga Road. There have been accidents at Montrose and County Line Roads, and others in the area. This study will look at the corridor in its totality; Lancaster Avenue, Conestoga Road, Montrose Avenue, South Roberts Road, South Warner Avenue, Old Lancaster Road, and Modella Avenue. The intent is to approach Lower Merion Township to see if they will share in the cost of this study, as it affects both Townships.



Justification | Benefit Derived:

The study should provide a plan to address issues with accidents at non-signalized intersections, as well as timing at the two signalized intersections. Going forward, issues that may be dealt with from an operating budget standpoint may be addressed in short order. Larger ticket items can then be evaluated for inclusion in the capital plan, and evaluation of cost sharing with Lower Merion Township (if applicable).

Current Status:

The timing has not been adjusted at the two signalized intersections (Lancaster Avenue, Conestoga Road) for some time. Accidents have occurred at Montrose Avenue and County Line Road.

Financial Plan

Project Sources	2018	2019	2020	2021	2022	2023
General Tax Proceeds	-	\$40,000	-	-	-	-
Total Funding Sources	-	\$40,000	TBD	-	-	-
Project Uses						
Planning Engineering Legal	-	\$40,000	-	-	-	-
Right-of-Way (if needed)	-	-	-	-	-	-
Construction	-	-	-	-	-	-
Inspection	-	-	-	-	-	-
Contingency	-	-	-	-	-	-
Capital Purchase	-	\$40,000	-	-	-	-
Total Financing Uses	-	\$40,000	TBD	-	-	-

(NOTE: Sources must equal Uses)

Capital Projects: Traffic Signal Conestoga Road, Louella Avenue, Church Road, and Iven Avenue

Description:

The intersection of Conestoga Road, Louella Avenue, Church Road, and Iven Avenue, as noted in the picture, is a five leg intersection. This configuration, and the signal timing associated with it, makes for at AM and PM peak hours, a congested intersection.



Justification | Benefit Derived:

The purpose of this project is to change the signalization for Iven, Church, and Louella. This will allow for a more defined sequence, allowing better access from Church, Iven, and Louella. The project will entail an evaluation of the signal warrants (which will include vehicle counts, etc.), design of the proposed signal configuration, Penn DOT permitting, signal heads, signal mast arms, poles, controller, signage, striping, and traffic detection system. It will have to be determined, during the design phase, if R.O.W. will have to be acquired.

Current Status:

The existing signal causes congestion due to the signalization of the multiple legs.

Financial Plan

Project Sources	2017	2018	2019	2020	2021	2022
General Tax Proceeds	-	-	\$300,000	-	-	-
Total Funding Sources	-	-	\$300,000	-	-	-
Project Uses						
Planning Engineering Legal	-	-	\$50,000	-	-	-
*Right-of-Way (if needed)	-	-	\$10,000	-	-	-
Construction	-	-	\$205,000	-	-	-
Inspection	-	-	\$5,000	-	-	-
Contingency	-	-	\$30,000	-	-	-
*Other	-	-	-	-	-	-
Total Financing Uses	-	-	\$300,000	-	-	-

(NOTE: Sources must equal Uses)

*The acquisition of R.O.W. will be determined during the design phase.

Radnor Township, PA

Five Year Capital Plan

Capital Projects Group (cont'd):

- Park Improvement Plan
(includes both bonded projects and all other projects)

Radnor Township, PA
 Capital Projects and Infrastructure
 As Amended with the 2018 Budget

		2018	2019	2020	2021	2022	2023
Bishop Richard Allen Park		Acres 0.2					
Sources:							
To Be Determined	n/a	-	-	-	-	-	-
Subtotal of Sources		\$ -	\$ -	\$ -	\$ -	\$ -	\$ -
Replacement Items:							
Resurface Basketball Court	(2007; 10 yrs old) Replace	-	-	-	-	16,000	-
Sign Replacement	Park Sign, full replacement (2010) Replace	-	-	-	-	-	10,000
Playground Replacement	Replacement (2007; 10 yrs old) Replace	-	-	-	-	-	-
Subtotal of Replacement Items		\$ -	\$ -	\$ -	\$ -	\$ 16,000	\$ 10,000
New Items:							
To Be Determined	n/a	-	-	-	-	-	-
Subtotal of New Items		\$ -	\$ -	\$ -	\$ -	\$ -	\$ -
Total Bishop Richard Allen Park		\$ -	\$ -	\$ -	\$ -	\$ 16,000	\$ 10,000
Bo Connor Park		Acres 6.8					
Sources:							
Park Improvement Bonds, Series 2016	n/a	-	-	-	-	-	-
Subtotal of Sources		\$ -	\$ -	\$ -	\$ -	\$ -	\$ -
Replacement Items:							
Playground Replacement	(1997; 19 yrs old) Removed from bond financing. Replace	-	-	450,000	-	-	-
Resurface Basketball Court	2009 was the last year it was resurfaced Replace	-	-	-	16,000	-	-
Sign Replacement	Replace park entrance sign (2010) Replace	-	-	-	-	-	10,000
Sidewalk, Retaining Wall	Replace sidewalk, install retaining wall along road Replace	-	-	-	-	-	-
Fencing	Backstop, 1st and 3rd base fencing, street fence Replace	-	-	-	-	-	-
Benches/Bleachers	Replacement Replace	-	-	-	-	-	-
Subtotal of Replacement Items		\$ -	\$ -	\$ 450,000	\$ 16,000	\$ -	\$ 10,000
New Items:							
Field Regrading	Infield, outfield, seed, (lip removal) New	-	-	-	70,000	-	-
Subtotal of New Items		\$ -	\$ -	\$ -	\$ 70,000	\$ -	\$ -
Total Bo Connor Park		\$ -	\$ -	\$ 450,000	\$ 86,000	\$ -	\$ 10,000
Cappelli Driving Range		Acres 22.5					
Sources:							
Park Improvement Bonds, Series 2016	\$66,720 reallocated to Clem Macrone	-	-	-	-	-	-
Subtotal of Sources		\$ -	\$ -	\$ -	\$ -	\$ -	\$ -
Replacement Items:							
Sign Replacement	Replace Park entrance sign (old wood carved style currently) Replace	-	10,000	-	-	-	-
Subtotal of Replacement Items		\$ -	\$ 10,000	\$ -	\$ -	\$ -	\$ -
New Items:							
Parking Lot Paving	n/a New	-	-	-	-	-	-
Potential Athletic Field Development	n/a New	-	-	-	-	-	-
Trail Connection (from Greeways Plan)	Removed Funds allocated to Clem Macrone New	-	-	-	-	-	-
Subtotal of New Items		\$ -	\$ -	\$ -	\$ -	\$ -	\$ -
Total Cappelli Driving Range		\$ -	\$ 10,000	\$ -	\$ -	\$ -	\$ -

Bishop Richard Allen Park – Basketball Court Resurfacing

Description:

Bishop Richard Allen Park –

- **Basketball Court Resurfacing** is (anticipated) to be needed due to deterioration to the play surfacing such as cracking and fading; the backboard equipment is (anticipated) showing signs of rust and degradation.



Justification | Benefit Derived:

- Basketball Court Resurfacing will provide a positive aesthetic improvement and safe use of this heavily utilized recreational amenity at a popular neighborhood park.

Current Status:

- Basketball Court Reconstruction can take place in 2022. Grant/alternative funding opportunities will be sought if available. If funding is not provided, the condition of the court will continue to deteriorate along with the safety for users.

Financial Plan

Project Sources	2017	2018	2019	2020	2021	2022
Funding Source #1						\$16,000
Funding Source #2						
Funding Source #3						
Total Funding Sources						
Project Uses						
Planning Engineering Legal						
Right-of-Way (if needed)						
Construction						\$16,000
Inspection						
Contingency						
Equipment/Materials						
Total Financing Uses						\$16,000

(NOTE: Sources must equal Uses)

Bishop Richard Allen Park – Sign Replacement

Description:

Bishop Richard Allen Park –

- **Sign Replacement** is (anticipated) due to deterioration, park sign installed in 2010; replacement will be consistent with the Township park system’s new design.



Justification | Benefit Derived:

- Sign Replacement will provide positive entrance identification for the park.

Current Status:

- Sign Replacement can take place in 2023. Grant/alternative funding opportunities will be sought if available. If funding is not provided, sign condition will be compromised.

Financial Plan

Project Sources	2017	2018	2019	2020	2021	2022
Funding Source #1						\$10,000
Funding Source #2						
Funding Source #3						
Total Funding Sources						
Project Uses						
Planning Engineering Legal						
Right-of-Way (if needed)						
Construction						\$10,000
Inspection						
Contingency						
Equipment/Materials						
Total Financing Uses						\$10,000
<small>(NOTE: Sources must equal Uses)</small>						

Bo Connor Park – Playground Replacement

Description:

Odorasio Park –

- **Playground Replacement** is needed due to significant signs of wear, increasing needs for repairs, pieces nearing the end of their useful life, and the need for accessibility. This project will include a complete redesign and replacement to the playground with rubberized safety surface, conformity to today’s standards for American’s with Disabilities Act (ADA) along adherence to the recommended guidelines of the Consumer Product Safety Commission (CPSC); equipment here was originally installed in 1997.



Justification | Benefit Derived:

- Playground Replacement will provide positive aesthetic improvements and will improve the usability and safety of this heavily utilized recreational amenity at a popular neighborhood park.

Current Status:

- Playground Replacement can take place in 2020 – earlier is preferred. Grant/alternative funding opportunities will be sought if available. If funding is not provided, the condition of the equipment will continue to deteriorate along with the safety for users.

Financial Plan

Project Sources	2017	2018	2019	2020	2021	2022
Funding Source #1				\$450,000		
Funding Source #2						
Funding Source #3						
Total Funding Sources						

Project Uses

Planning Engineering Legal	
Right-of-Way (if needed)	
Construction	
Inspection	
Contingency	
Equipment/Materials	\$450,000
Total Financing Uses	\$450,000

(NOTE: Sources must equal Uses)

Bo Connor Park – Basketball Court Resurfacing

Description:

Bo Connor Park –

- **Basketball Court Resurfacing** is (anticipate) to be needed due to anticipated deterioration to the play surfacing such as cracking and fading; the backboard equipment is (anticipated) showing signs of rust and degradation.



Justification | Benefit Derived:

- Basketball Court Reconstruction will provide a positive improvement to the park aesthetics and will improve the safety of this heavily utilized recreational amenity at a popular neighborhood park.

Current Status:

- Basketball Court Reconstruction can take place in 2021. Grant/alternative funding opportunities will be sought if available. If funding is not provided, the condition will continue to deteriorate along with impacting the safety for users.

Financial Plan

Project Sources	2017	2018	2019	2020	2021	2022
Funding Source #1					\$16,000	
Funding Source #2						
Funding Source #3						
Total Funding Sources						
Project Uses						
Planning Engineering Legal Right-of-Way (if needed)						
Construction					\$16,000	
Inspection						
Contingency						
Equipment/Materials						
Total Financing Uses					\$16,000	

(NOTE: Sources must equal Uses)

Bo Connor Park – Field Regrading

Description:

Bo Connor Park –

- **Field Regrading** - is needed to repair the athletic field that has become misshapen over time in order to maintain safe recreational play.



Justification | Benefit Derived:

- Field Regrading will provide a positive improvement and will maintain the safety of this heavily utilized recreational amenity at a popular neighborhood park.

Current Status:

- Field Regrading can take place in 2021. Grant/alternative funding opportunities will be sought if available. If funding is not provided, the condition will continue to be compromised along with the safety for users.

Financial Plan

Project Sources	2017	2018	2019	2020	2021	2022
Funding Source #1					\$70,000	
Funding Source #2						
Funding Source #3						
Total Funding Sources						
Project Uses						
Planning Engineering Legal						
Right-of-Way (if needed)						
Construction					\$70,000	
Inspection						
Contingency						
Equipment/Materials						
Total Financing Uses					\$70,000	

(NOTE: Sources must equal Uses)

Bo Connor Park – Sign Replacement

Description:

Bo Connor Park –

- **Sign Replacement** is (anticipated) due to deterioration, park sign installed in 2010; replacement will be consistent with the Township park system’s new design.



Justification | Benefit Derived:

- Sign Replacement will provide a positive entrance identification for the park that is located at a visible area of the Township.

Current Status:

- Sign Replacement can take place in 2023. Grant/alternative funding opportunities will be sought if available. If funding is not provided, current sign condition will be compromised.

Financial Plan

Project Sources	2017	2018	2019	2020	2021	2022
Funding Source #1						\$10,000
Funding Source #2						
Funding Source #3						
Total Funding Sources						
Project Uses						
Planning Engineering Legal						
Right-of-Way (if needed)						
Construction						10,000
Inspection						
Contingency						
Equipment/Materials						
Total Financing Uses						\$10,000

(NOTE: Sources must equal Uses)

Cappelli Driving Range – Signage Replacement

Description:

Cappelli Driving Range –

- **Signage Replacement** is needed at this park site due to deterioration of former park sign style; replacement will be consistent with the Township park system’s new design.



Justification | Benefit Derived:

- Sign Replacement will provide positive entrance identification for the park.

Current Status:

- Sign Replacement can take place in 2019. Grant/alternative funding opportunities will be sought if available. If funding is not provided, sign condition will continue to be compromised.

Financial Plan

Project Sources	2017	2018	2019	2020	2021	2022
Funding Source #1			\$10,000			
Funding Source #2						
Funding Source #3						
Total Funding Sources						
Project Uses						
Planning Engineering Legal						
Right-of-Way (if needed)						
Construction						
Inspection						
Contingency						
Equipment/Materials						\$10,000
Total Financing Uses						\$10,000

(NOTE: Sources must equal Uses)

Radnor Township, PA
 Capital Projects and Infrastructure
 As Amended with the 2018 Budget


		2018	2019	2020	2021	2022	2023
Clem Macrone Park		Acres 9.4					
Sources:							
DCNR Grant	Grant Awarded	-	-	-	-	-	-
DCED Grant	Grant awarded	-	-	-	-	-	-
Peco Contributions	Grant awarded	-	-	-	-	-	-
NEW GRANT???	Grant Awarded	-	-	-	-	-	-
Township Park Impact Fee Funding	Proceeds deposited	-	-	-	-	-	-
Township Funding	Portion of the project improving stormwater	-	-	-	-	-	-
Park Improvement Bonds, Series 2016	Reallocated from Cappelli Golf Range	-	-	-	-	-	-
Park Improvement Bonds, Series 2016	Reallocated from Petrie and Encke parks	-	-	-	-	-	-
Subtotal of Sources		\$ -	\$ -	\$ -	\$ -	\$ -	\$ -
Replacement Items:							
To Be Determined	n/a	-	-	-	-	-	-
Subtotal of Replacement Items		\$ -	\$ -	\$ -	\$ -	\$ -	\$ -
New Items:							
Clem Macrone Master Plan	Adopted via' Ordinance 2015-12 Amended Res#2016-102	-	-	-	-	-	-
Playground Sunshade		-	-	-	-	-	60,000
Subtotal of New Items		\$ -	\$ -	\$ -	\$ -	\$ -	\$ 60,000
Total Clem Macrone Park		\$ -	\$ -	\$ -	\$ -	\$ -	\$ 60,000
Cowan Park		Acres 3					
Sources:							
To Be Determined	n/a	-	-	-	-	-	-
Subtotal of Sources		\$ -	\$ -	\$ -	\$ -	\$ -	\$ -
Replacement Items:							
Reconstruct Basketball Court	Resurfacing / New Equipment	Replace	-	-	-	-	-
Resurface Parking Lot	n/a	Replace	-	30,000	-	-	-
Playground Replacement	Replace certain pieces of equipment	Replace	-	35,000	-	-	-
Benches/Bleachers Replacement	n/a	Replace	3,000	-	-	-	-
Sign Replacement	2015 replacement project	Replace	-	-	-	-	-
Fencing Replacement	n/a	Replace	-	-	-	-	-
Subtotal of Replacement Items		\$ 3,000	\$ 65,000	\$ -	\$ -	\$ -	\$ -
New Items:							
To Be Determined	n/a	-	-	-	-	-	-
Subtotal of New Items		\$ -	\$ -	\$ -	\$ -	\$ -	\$ -
Total Cowan Park		\$ 3,000	\$ 65,000	\$ -	\$ -	\$ -	\$ -

Cowan Park – Benches Replacement

Description:

Cowan Park –

- **Benches Replacement** are needed in the playground area and near the sports amenities at this park; existing benches are worn and deteriorating and require replacement.



Justification | Benefit Derived:

- Benches Replacement will provide a positive aesthetic improvement and functionality for users at this popular neighborhood park.

Current Status:

- Benches Replacement can take place in 2018. Grants/alternative funding opportunities will be sought if available. If funding is not provided, the current condition of the items will continue deteriorate and could compromise the safety for users.

Financial Plan

Project Sources	2017	2018	2019	2020	2021	2022
Funding Source #1		\$3,000				
Funding Source #2						
Funding Source #3						
Total Funding Sources						
Project Uses						
Planning Engineering Legal						
Right-of-Way (if needed)						
Construction						
Inspection						
Contingency						
Equipment/Materials		\$3,000				
Total Financing Uses		\$3,000				

(NOTE: Sources must equal Uses)

Cowan Park – Parking Lot Resurfacing

Description:

Cowan Park –

- **Parking Lot Resurfacing** is needed due to deterioration of the surface from wear and tear and the adverse effects of weather and usage.



Justification | Benefit Derived:

- Parking Lot Resurfacing is needed due to surface deterioration that includes cracking and separation, this has occurred over time due to the adverse effects of weather and use. Repairs will extend the life of the asset, enhance the aesthetics of the park, and provide safety for the park users.

Current Status:

- Parking lot resurfacing can be performed in 2019. Grant opportunities/alternative funding will be sought if available. If funding is not provided, the parking lot will continue to deteriorate and the safety could be compromised for park/other users.

Financial Plan

	2017	2018	2019	2020	2021	2022
Project Sources						
Funding Source #1			\$30,000			
Funding Source #2						
Funding Source #3						
Total Funding Sources						
Project Uses						
Planning Engineering Legal						
Right-of-Way (if needed)						
Construction			\$30,000			
Inspection						
Contingency						
Equipment/Materials						
Total Financing Uses			\$30,000			

(NOTE: Sources must equal Uses)

Cowan Park – Playground Equipment Replacement

Description:

Cowan Park –

- **Playground Equipment Replacement** is needed due to signs of wear, increasing needs for repairs, and accessibility. This project will consider upgrades to existing equipment that might extend the useful life of the equipment and/or provide equipment that would complement current equipment. It will also adhere to the recommended guidelines of the Consumer Product Safety Commission (CPSC). Equipment was originally installed in 1994.



Justification | Benefit Derived:

- Playground Equipment Replacement will provide positive aesthetic improvements and will improve the usability of this heavily utilized recreational amenity at a popular neighborhood park.

Current Status:

- Playground Equipment Replacement can take place in 2019. If funding is not provided, the current condition of the equipment will continue to be compromised along with the safety for users.

Financial Plan

Project Sources	2017	2018	2019	2020	2021	2022
Funding Source #1			\$35,000			
Funding Source #2						
Funding Source #3						
Total Funding Sources						

Project Uses

Planning Engineering Legal	
Right-of-Way (if needed)	
Construction	
Inspection	
Contingency	
Equipment/Materials	\$35,000
Total Financing Uses	\$35,000

(NOTE: Sources must equal Uses)

Radnor Township, PA
 Capital Projects and Infrastructure
 As Amended with the 2018 Budget

		2018	2019	2020	2021	2022	2023
Dittmar Park		Acres 15.8					
Sources:							
To Be Determined	n/a	-	-	-	-	-	-
Subtotal of Sources		\$ -	\$ -	\$ -	\$ -	\$ -	\$ -
Replacement Items:							
Parking Lot Stone Enhancement	limestone/compacted stone screenings; 2016	Replace	-	-	-	-	-
Path Repair	n/a	Replace	20,000	-	-	-	-
Fencing Replacement	n/a	Replace	-	-	-	-	-
Benches/Bleachers Replacement	Replacement	Replace	-	-	-	-	-
Subtotal of Replacement Items		\$ 20,000	\$ -	\$ -	\$ -	\$ -	\$ -
New Items:							
To Be Determined	n/a	-	-	-	-	-	-
Subtotal of New Items		\$ -	\$ -	\$ -	\$ -	\$ -	\$ -
Total Dittmar Park		\$ 20,000	\$ -	\$ -	\$ -	\$ -	\$ -
Emlen Tunnell Park		Acres 5*					
Sources:							
To Be Determined	Recommend: Renegotiate Land Lease Agreement w/ RTSD	-	-	-	-	-	-
Park Improvement Bonds, Series 2016	n/a	-	-	-	-	-	-
Subtotal of Sources		\$ -	\$ -	\$ -	\$ -	\$ -	\$ -
Replacement Items:							
Playground Replacement	n/a	Replace	Ownership	-	-	-	-
Resurface Parking Lot	n/a	Replace	-	Ownership	-	-	-
Path Repairs		Replace	-	-	-	-	-
Benches/Bleachers Replacement	n/a	Replace	-	-	-	-	-
Sign Replacement	n/a	Replace	-	-	-	-	Ownership
Subtotal of Replacement Items		\$ -	\$ -	\$ -	\$ -	\$ -	\$ -
New Items:							
Rest Room	New Comfort Station Construction	New	-	-	-	-	-
Subtotal of New Items		\$ -	\$ -	\$ -	\$ -	\$ -	\$ -
Total Emlen Tunnell Park		\$ -	\$ -	\$ -	\$ -	\$ -	\$ -

Dittmar Park – Walking Path Repairs

Description:

Dittmar Park –

- **Walking Path Repairs** are needed to the surface that circulates approximately one half mile throughout the park; repairs have not occurred since the park’s original construction in 1995.



Justification | Benefit Derived:

- Walking Path Repairs are needed due to surface deterioration that includes cracking and separation, this has occurred over time due to the adverse effects of weather and use; repairs will extend the life of the asset, enhance the aesthetics of the park, and provide safety for the users of this popular recreational area in Radnor Township.

Current Status:

- Walking Path repairs can be performed in 2018. If funding is not provided, the path will continue to deteriorate and safety of the path will be compromised for users.

Financial Plan

Project Sources	2017	2018	2019	2020	2021	2022
Funding Source #1		\$20,000				
Funding Source #2						
Funding Source #3						
Total Funding Sources						

Project Uses

Planning | Engineering | Legal
 Right-of-Way (if needed)
 Construction
 Inspection
 Contingency
 Equipment/Materials

Equipment/Materials	\$20,000
Total Financing Uses	\$20,000

(NOTE: Sources must equal Uses)

Radnor Township, PA
 Capital Projects and Infrastructure
 As Amended with the 2018 Budget

		2018	2019	2020	2021	2022	2023
Encke Park		Acres 10.7					
Sources:							
Cell Tower (at Twp Bldg) Proceeds	Proceeds received in 2014 / Invested in 2015	-	-	-	-	-	-
Park Improvement Bonds, Series 2016	n/a	-	-	-	-	-	-
Subtotal of Sources		\$ -	\$ -	\$ -	\$ -	\$ -	\$ -
Replacement Items:							
Playground Replacement	Complete (2014) Replace	-	-	-	-	-	-
Bridge	To be determined Replace	-	Stormwater?	-	-	-	-
Sign Replacement	2015 replacement project Replace	-	-	-	-	-	-
Benches/Bleachers Replacement	Replacement Replace	-	-	-	-	-	-
Backstops & Fencing Replacement	Replace all fencing around baseball fields Replace	-	-	-	-	-	-
Subtotal of Replacement Items		\$ -	\$ -	\$ -	\$ -	\$ -	\$ -
New Items:							
Restroom/Concession Stand/Pavilion (New)	New Restroom / Concession building installation New	-	-	-	-	-	-
Encke Drive Resurfacing	Pave access road, stormwater mgmt New	-	-	-	-	-	-
Playground Sunshade	New/to cover seated portions of playground New	-	45,000	-	-	-	-
Subtotal of New Items		\$ -	\$ -	\$ -	\$ -	\$ -	\$ -
Total Encke Park		\$ -	\$ -	\$ -	\$ -	\$ -	\$ -
Fenimore Woods		Acres 11.5					
Sources:							
Park Improvement Bonds, Series 2016	n/a	2,027,000	-	-	-	-	-
Subtotal of Sources		\$ 2,027,000	\$ -	\$ -	\$ -	\$ -	\$ -
Replacement Items:							
Playground Replacement	equipment, rubberized sufracing, installation (2003; 13 yrs.) Replace	495,000	-	-	-	-	-
Sign Replacement	replace park entrance sign Replace	16,000	-	-	-	-	-
Pavilion Replacement	n/a Replace	100,000	-	-	-	-	-
Stable Building Removal	deteriorating conditions/discontinued use due to safety impact Replace	100,000	-	-	-	-	-
Grading / Hillside Restoration	restore uneven slopes/ground fill/impacts from tree roots Replace	100,000	-	-	-	-	-
Fencing Replacement	park perimeter fencing Replace	50,000	-	-	-	-	-
Pond Dredging / reed bedding	significant pond repair and restoration Replace	400,000	-	-	-	-	-
Bridge at Pond	n/a Replace	66,000	-	-	-	-	-
Subtotal of Replacement Items		\$ 1,327,000	\$ -	\$ -	\$ -	\$ -	\$ -
New Items:							
Pave Parking Lot (new)	n/a New	400,000	-	-	-	-	-
Rest Room (new)	Replacement of restroom once utilized inside stable building New	300,000	-	-	-	-	-
Subtotal of New Items		\$ 700,000	\$ -	\$ -	\$ -	\$ -	\$ -
Total Fenimore Woods		\$ -	\$ -	\$ -	\$ -	\$ -	\$ -

Encke Park – *Playground Sunshade*

Description:

Encke Park –

- Playground Sunshade** is needed to shield park users sitting at the playground from the sun due to a significant lack of shade in this area. This project will include a single post, cantilever shade that will be supplied and permanently installed on the outside of the playground area, offering shade to the users sitting inside the playground area. This would consist of a 12” diameter support post. Installation will not compromise any of the existing areas of the playground, rubberized safety surface, or any of the park’s American’s with Disabilities Act (ADA) standards. The sunshade will adhere to the recommended guidelines of the Consumer Product Safety Commission (CPSC).



Justification | Benefit Derived:

- Playground Sunshade will provide an amenity that has been requested by users of this popular playground who often spend long periods of time there in the summer.

Current Status:

- Playground Sunshade installation can take place in 2019. Grant/alternative funding opportunities will be sought if available.

Financial Plan

Project Sources	2017	2018	2019	2020	2021	2022
Funding Source #1			\$45,000			
Funding Source #2						
Funding Source #3						
Total Funding Sources						
Project Uses						
Planning Engineering Legal						
Right-of-Way (if needed)						
Construction						
Inspection						
Contingency						
Equipment/Materials			\$45,000			
Total Financing Uses			\$45,000			

(NOTE: Sources must equal Uses)

Radnor Township, PA
 Capital Projects and Infrastructure
 As Amended with the 2018 Budget


		2018	2019	2020	2021	2022	2023
Friends of Radnor Trail Park		Acres 3.1					
Sources:							
To Be Determined	n/a	-	-	-	-	-	-
Subtotal of Sources		\$ -	\$ -	\$ -	\$ -	\$ -	\$ -
Replacement Items:							
Repave path, replace fence	n/a	Replace	-	-	36,000	-	-
Regrade / Re-stone Parking Lot	regrade, restone and enlarge; stone enhancement in 2016	Replace	-	-	-	-	-
Sign Replacement	replace park entrance sign (2010)	Replace	-	-	-	-	10,000
Subtotal of Replacement Items		\$ -	\$ -	\$ -	\$ 36,000	\$ -	\$ 10,000
New Items:							
To Be Determined	n/a	-	-	-	-	-	-
Subtotal of New Items		\$ -	\$ -	\$ -	\$ -	\$ -	\$ -
Total Friends of Radnor Trail Park		\$ -	\$ -	\$ -	\$ 36,000	\$ -	\$ 10,000
Harford Park (Dog Park)		Acres 30.8					
Sources:							
To Be Determined	n/a	-	-	-	-	-	-
Subtotal of Sources		\$ -	\$ -	\$ -	\$ -	\$ -	\$ -
Replacement Items:							
Resurface Parking Lot	limestone/compacted stone screenings - ?	Replace	-	77,000	-	-	-
Sign Replacement	replace park entrance sign (2009)	Replace	-	-	10,000	-	-
Subtotal of Replacement Items		\$ -	\$ 77,000	\$ -	\$ 10,000	\$ -	\$ -
New Items:							
Trail Connection (Includes culvert)	n/a	New	-	-	-	-	-
Subtotal of New Items		\$ -	\$ -	\$ -	\$ -	\$ -	\$ -
Total Harford Park (Dog Park)		\$ -	\$ 77,000	\$ -	\$ 10,000	\$ -	\$ -
Ithan Valley Park		Acres 20.5					
Sources:							
Park Improvement Bonds, Series 2016	n/a	-	-	-	-	-	-
Subtotal of Sources		\$ -	\$ -	\$ -	\$ -	\$ -	\$ -
Replacement Items:							
Sign/Gate Replacement	replace park entrance sign (2002); replacemnt to gated entry	Replace	-	-	-	-	-
Fencing Replacement	park perimeter/interior fencing replacement	Replace	-	-	-	-	-
Subtotal of Replacement Items		\$ -	\$ -	\$ -	\$ -	\$ -	\$ -
New Items:							
Parking Lot	regrade, protect zelkova tree	New	-	-	-	-	-
Stream bank restoration / arborculture	n/a	New	-	-	-	-	-
Trail Upgrades, Wayfaring Signage	Historic arboretum/trail project	New	-	-	-	-	-
Subtotal of New Items		\$ -	\$ -	\$ -	\$ -	\$ -	\$ -
Subtotal Ithan Valley Park		\$ -	\$ -	\$ -	\$ -	\$ -	\$ -

Friends of Radnor Trails Park – Fencing Replacement/Path Repairs

Description:

Friends of Radnor Trails Park –

- **Fencing Replacement** is (anticipated) to be needed due to deteriorating conditions of sections of fencing along the west entry to the park; this is the original fencing from park’s construction in 2009.
- **Path Repairs** are (anticipated) to be needed to the walking surface that flows throughout the park; repairs have not occurred since the park’s original construction in 2009.



Justification | Benefit Derived:

- Fencing Replacement includes sections of fencing that are broken and weathered. Replacement is needed to maintain park aesthetics and safety for users at this heavily utilized neighborhood location.
- Path repairs are needed due to surface deterioration that includes cracking and separation, this has occurred over time due to the adverse effects of weather and use; repairs will extend the life of the asset, enhance the aesthetics of the park, and provide safety for the users of this popular recreational area in Radnor Township.

Current Status:

- Fencing Replacement can be performed in 2021. Grant/alternative funding opportunities will be sought if available. If funding is not provided, the fencing will continue to deteriorate and removal will be evaluated.
- Path repairs can be performed in 2020. Grants/alternative funding will be sought if available. If funding is not provided, the path will continue to deteriorate and safety of the path will be compromised for users.

Financial Plan

	2017	2018	2019	2020	2021	2022
Project Sources						
Funding Source #1					\$36,000	
Funding Source #2						
Funding Source #3						
Total Funding Sources						

Project Uses

- Planning | Engineering | Legal
- Right-of-Way (if needed)
- Construction
- Inspection
- Contingency
- Equipment/Materials

Total Financing Uses					\$36,000	
-----------------------------	--	--	--	--	----------	--

(NOTE: Sources must equal Uses)

Friends of Radnor Trails Park – Sign Replacement

Description:

Friends of Radnor Trails Park –

- **Sign Replacement** is (anticipated) due to deterioration, park sign installed in 2010; replacement will be consistent with the Township park system’s new design.



Justification | Benefit Derived:

- Sign Replacement will provide a positive entrance identification for the park that is located at a visible area of the Township.

Current Status:

- Sign Replacement can take place in 2023. Grant/alternative funding opportunities will be sought if available. If funding is not provided, current sign condition will be compromised.

Financial Plan

Project Sources	2017	2018	2019	2020	2021	2022
Funding Source #1						\$10,000
Funding Source #2						
Funding Source #3						
Total Funding Sources						
Project Uses						
Planning Engineering Legal						
Right-of-Way (if needed)						
Construction						
Inspection						
Contingency						
Equipment/Materials						\$10,000
Total Financing Uses						\$10,000

(NOTE: Sources must equal Uses)

Harford Park – Parking Lot Resurfacing

Description:

Harford Park –

- **Parking Lot Resurfacing** is needed due to deterioration of the surface from wear and tear and the adverse effects of weather and usage.



Justification | Benefit Derived:

- Parking Lot Resurfacing is needed due to surface deterioration that includes cracking and separation, this has occurred over time due to adverse effects of weather and usage. Repairs will extend the life of the asset, enhance the aesthetics of the park, and provide safety for the park users – Harford Park is also home to Main Line School Night at the Creutzburg Center.

Current Status:

- Parking Lot Resurfacing can be performed in 2019. Grant opportunities/alternative funding will be sought if available. If funding is not provided, the parking lot will continue to deteriorate and the safety could be compromised for park users.

Financial Plan

Project Sources	2017	2018	2019	2020	2021	2022
Funding Source #1			\$77,000			
Funding Source #2						
Funding Source #3						
Total Funding Sources						
Project Uses						
Planning Engineering Legal						
Right-of-Way (if needed)						
Construction			\$77,000			
Inspection						
Contingency						
Equipment/Materials						
Total Financing Uses			\$77,000			

(NOTE: Sources must equal Uses)

Harford Park – Entrance Sign Replacement

Description:

Harford Park –

- **Entrance Sign Replacement** is (anticipated) to be needed due to deterioration and color degradation; replacement would be consistent with the Township park system’s new design that has been incorporated.



Justification | Benefit Derived:

- Entrance Sign Replacement will provide a positive entrance identification for the park that is located at a visible area of the Township – Harford Park is also home to Main Line School Night at the Creutzburg Center.

Current Status:

- Entrance Sign Replacement can take place in 2021. Grant/alternative funding will be sought if available. If funding is not provided, the sign condition will continue to deteriorate.

Financial Plan

Project Sources	2017	2018	2019	2020	2021	2022
Funding Source #1					\$10,000	
Funding Source #2						
Funding Source #3						
Total Funding Sources						
Project Uses						
Planning Engineering Legal						
Right-of-Way (if needed)						
Construction						
Inspection						
Contingency						
Equipment/Materials					\$10,000	
Total Financing Uses					\$10,000	

(NOTE: Sources must equal Uses)

Radnor Township, PA
 Capital Projects and Infrastructure
 As Amended with the 2018 Budget

		2018	2019	2020	2021	2022	2023
Nature Park		Acres 2.8					
Sources:							
To Be Determined	n/a	-	-	-	-	-	-
Subtotal of Sources		\$ -	\$ -	\$ -	\$ -	\$ -	\$ -
Replacement Items:							
Repave Path	n/a	-	-	-	-	20,000	-
Subtotal of Replacement Items		\$ -	\$ -	\$ -	\$ -	\$ 20,000	\$ -
New Items:							
Sign Installation	New Entrance Sign/per Parks Board	-	-	-	-	-	-
Subtotal of New Items		\$ -	\$ -	\$ -	\$ -	\$ -	\$ -
Total Nature Park		\$ -	\$ -	\$ -	\$ -	\$ 20,000	\$ -
North Wayne Park		Acres 4.2*					
Sources:							
To Be Determined	Recommend: Renegotiate Land Lease Agreement w/ RTSD	-	-	-	-	-	-
Subtotal of Sources		\$ -	\$ -	\$ -	\$ -	\$ -	\$ -
Replacement Items:							
To Be Determined	n/a	-	-	-	-	-	-
Subtotal of Replacement Items		\$ -	\$ -	\$ -	\$ -	\$ -	\$ -
New Items:							
To Be Determined	n/a	-	-	-	-	-	-
Subtotal of New Items		\$ -	\$ -	\$ -	\$ -	\$ -	\$ -
Total North Wayne Park		\$ -	\$ -	\$ -	\$ -	\$ -	\$ -
Odorisio Park		Acres 25					
Sources:							
To Be Determined	n/a	-	-	-	-	-	-
Subtotal of Sources		\$ -	\$ -	\$ -	\$ -	\$ -	\$ -
Replacement Items:							
Playground Replacement	equipment, rubberized surfacing, installation (1996; 20 years)	Replace	-	-	400,000	-	-
Basketball Court	resurfacing	Replace	-	-	25,000	-	-
Resurface Parking Lot	Regrade / resurface to eliminate ponding	Replace	-	-	250,000	-	-
Fencing, backstop, Replacement	Backstop, 1st and 3rd base fencing	Replace	-	-	168,000	-	-
Benches/Bleachers Replacement	Replacement	Replace	-	-	-	-	-
Rest Room Replacement	n/a	Replace	150,000	-	-	-	-
Subtotal of Replacement Items		\$ 150,000	\$ -	\$ 843,000	\$ -	\$ -	\$ -
New Items:							
Regrade Fields	n/a	-	-	-	39,000	-	-
Subtotal of New Items		\$ -	\$ -	\$ -	\$ 39,000	\$ -	\$ -
Total Odorisio Park		\$ 150,000	\$ -	\$ 843,000	\$ 39,000	\$ -	\$ -

Radnor Nature Park – Path Repairs

Description:

Radnor Nature Park –

- **Path Repairs** are (anticipated) to be needed to the walking surface that flows throughout the park; repairs have not occurred since the park’s original construction in 2003.

Justification | Benefit Derived:

- Path repairs are needed due to surface deterioration that includes cracking and separation, this has occurred over time due to the adverse effects of weather and use; repairs will extend the life of the asset, enhance the aesthetics of the park, and provide safety for the users of this park area in Radnor Township.

Current Status:

- Path repairs can be performed in 2022. Grants/alternative funding will be sought if available. If funding is not provided, the path will continue to deteriorate and safety of the path will be compromised for users.

Financial Plan

Project Sources	2017	2018	2019	2020	2021	2022
Funding Source #1						\$20,000
Funding Source #2						
Funding Source #3						
Total Funding Sources						
Project Uses						
Planning Engineering Legal						
Right-of-Way (if needed)						
Construction						
Inspection						
Contingency						
Equipment/Materials						\$20,000
Total Financing Uses						\$20,000

(NOTE: Sources must equal Uses)

Odoriso Park – Comfort Station Replacement

Description:

Odoriso Park –

- **Comfort Station Replacement** is needed due to significant deterioration of the building with signs of wear and increasing needs for repairs.



Justification | Benefit Derived:

- Comfort Station Replacement will provide positive aesthetic improvement and increased functionality of this amenity at a popular neighborhood park.

Current Status:

- Comfort Station Replacement can take place in 2018. Grant/alternative funding will be sought if available. If funding is not provided, the condition of the comfort station will continue to deteriorate and adversely impact the park aesthetics.

Financial Plan

Project Sources	2017	2018	2019	2020	2021	2022
Funding Source #1		\$143,000				
Funding Source #2						
Funding Source #3						
Total Funding Sources						
Project Uses						
Planning Engineering Legal		\$143,000				
Right-of-Way (if needed)						
Construction						
Inspection						
Contingency						
Equipment/Materials						
Total Financing Uses		\$143,000				

(NOTE: Sources must equal Uses)

Odorisio Park – *Playground Replacement*

Description:

Odorisio Park –

- **Playground Replacement** is needed due to significant signs of wear, increasing needs for repairs, pieces nearing the end of their useful life, and the need for accessibility. This project will include a complete redesign and replacement to the playground with rubberized safety surface, conformity to today’s standards for American’s with Disabilities Act (ADA) along adherence to the recommended guidelines of the Consumer Product Safety Commission (CPSC); equipment here was originally installed in 1996.



Justification | Benefit Derived:

- Playground Replacement will provide positive aesthetic improvements and will improve the usability and safety of this heavily utilized recreational amenity at a popular neighborhood park.

Current Status:

- Playground Replacement can take place in 2019 – earlier is preferred. Grant/alternative funding opportunities will be sought if available. If funding is not provided, the condition of the equipment will continue to deteriorate along with the safety for users.

Financial Plan

Project Sources	2017	2018	2019	2020	2021	2022
Funding Source #1			\$400,000			
Funding Source #2						
Funding Source #3						
Total Funding Sources						

Project Uses

Planning Engineering Legal	
Right-of-Way (if needed)	
Construction	
Inspection	
Contingency	
Equipment/Materials	\$400,000
Total Financing Uses	\$400,000


(NOTE: Sources must equal Uses)

Odoriso Park – Basketball Court Reconstruction

Description:

Odoriso Park –

- **Basketball Court Reconstruction** is needed due to significant deterioration to the play surfacing such as cracking, fading, and sloping; the backboard equipment is showing significant signs of rust and degradation.



Justification | Benefit Derived:

- Basketball Court Reconstruction will provide a positive improvement to the park aesthetics and will improve the safety of this heavily utilized recreational amenity at a popular neighborhood park.

Current Status:

- Basketball Court Reconstruction can take place in 2020. If funding is not provided, the current condition will continue to deteriorate along with impacting the safety of the users.

Financial Plan

Project Sources	2017	2018	2019	2020	2021	2022
Funding Source #1				\$25,000		
Funding Source #2						
Funding Source #3						
Total Funding Sources						
Project Uses						
Planning Engineering Legal						
Right-of-Way (if needed)						
Construction				\$18,000		
Inspection						
Contingency						
Equipment/Materials				\$7,000		
Total Financing Uses				\$25,000		

(NOTE: Sources must equal Uses)

Odorasio Park – Parking Lot Resurfacing

Description:

Odorasio Park –

- **Parking Lot Resurfacing** is needed due to deterioration of the surface from wear and tear and the adverse effects of weather and usage.



Justification | Benefit Derived:

- Parking Lot Resurfacing is needed due to surface deterioration that includes cracking and separation, this has occurred over time due to adverse effects of weather and heavy usage. Repairs will extend the life of the asset, enhance the aesthetics of the park, and provide safety for the park users.

Current Status:

- Parking lot resurfacing can be performed in 2019. Grant/alternative funding opportunities will be sought if available. If funding is not provided, safety of the parking lot will be compromised.

Financial Plan

Project Sources	2017	2018	2019	2020	2021	2022
Funding Source #1			\$250,000			
Funding Source #2						
Funding Source #3						
Total Funding Sources						
Project Uses						
Planning Engineering Legal						
Right-of-Way (if needed)						
Construction						
Inspection						
Contingency						
Equipment/Materials			\$250,000			
Total Financing Uses			\$250,000			

(NOTE: Sources must equal Uses)

Odoriso Park – Fencing, Backstop Replacement

Description:

Odoriso Park –

- **Fencing and Backstop Replacement** is needed for these items located at the ballfield and along the park’s perimeter that are deteriorating.



Justification | Benefit Derived:

- Fencing and Backstop Replacement includes sections of fencing along the first and third back lines and backstop along with those along the park’s perimeter property lines that are broken and weathered. Replacement needed to maintain ballfield functionality, park aesthetics, and safety for users at this heavily utilized neighborhood location.

Current Status:

- Fencing and Backstop Replacement can be performed in 2020. Grant/alternative funding opportunities will be sought if available. If funding is not provided, these items will continue to deteriorate and removal will be evaluated.

Financial Plan

Project Sources	2017	2018	2019	2020	2021	2022
Funding Source #1				168,000		
Funding Source #2						
Funding Source #3						
Total Funding Sources						
Project Uses						
Planning Engineering Legal						
Right-of-Way (if needed)						
Construction						
Inspection						
Contingency						
Equipment/Materials				168,000		
Total Financing Uses				168,000		

(NOTE: Sources must equal Uses)

Odorasio Park – Field Regrading

Description:

Odorasio Park –

- **Field Regrading** - is needed to repair the athletic field that has become misshapen over time in order to maintain safe recreational play.



Justification | Benefit Derived:

- Field Regrading will provide a positive improvement and will maintain the safety of this heavily utilized recreational amenity at a popular neighborhood park.

Current Status:

- Field Regrading can take place in 2021. Grant/alternative funding opportunities will be sought if available. If funding is not provided, the condition will continue to be compromised along with the safety for users.

Financial Plan

	2017	2018	2019	2020	2021	2022
Project Sources						
Funding Source #1					\$39,000	
Funding Source #2						
Funding Source #3						
Total Funding Sources						
Project Uses						
Planning Engineering Legal						
Right-of-Way (if needed)						
Construction					\$39,000	
Inspection						
Contingency						
Equipment/Materials						
Total Financing Uses					\$39,000	

(NOTE: Sources must equal Uses)

Radnor Township, PA
 Capital Projects and Infrastructure
 As Amended with the 2018 Budget

		2018	2019	2020	2021	2022	2023
Petrie Park		Acres 0.1					
Sources:							
Park Improvement Bonds, Series 2016	n/a	-	-	-	-	-	-
Subtotal of Sources		\$ -	\$ -	\$ -	\$ -	\$ -	\$ -
Replacement Items:							
Playground	Equipment, rubberized surfacing, installation (2000; 15 yrs.)	-	-	-	-	-	-
Walking Path	Repairs	-	-	-	-	-	-
Subtotal of Replacement Items		\$ -	\$ -	\$ -	\$ -	\$ -	\$ -
Total Petrie Park		\$ -	\$ -	\$ -	\$ -	\$ -	\$ -
Radnor Activity Center at Sulpizio Gym							
Sources:							
To Be Determined	Recommend: Renegotiate Land Lease Agreement w/ RTSD	-	-	-	-	-	-
Subtotal of Sources		\$ -	\$ -	\$ -	\$ -	\$ -	\$ -
Replacement Items:							
Side Backboard Replacements	Replace	-	-	-	-	-	-
Divider	n/a	-	-	-	-	-	-
Waterline Replacement	Supply line at North Wayne Ave	-	-	-	30,000	-	-
Subtotal of Replacement Items		\$ -	\$ -	\$ -	\$ 30,000	\$ -	\$ -
New Items:							
To Be Determined	n/a	-	-	-	-	-	-
Subtotal of New Items		\$ -	\$ -	\$ -	\$ -	\$ -	\$ -
Total Radnor Activity Center at Sulpizio Gym		\$ -	\$ -	\$ -	\$ 30,000	\$ -	\$ -
Radnor Memorial Park		Acres 13.7					
Sources:							
To Be Determined	n/a	-	-	-	-	-	-
Subtotal of Sources		\$ -	\$ -	\$ -	\$ -	\$ -	\$ -
Replacement Items:							
Sign Replacement	entrance sign (2001)	10,000	-	-	-	-	-
Parking Lot	resurfacing/repairs; per agreement with Agnes Irwin School	-	-	-	-	-	-
Walking Path	repairs; per agreement with Agnes Irwin School	-	-	-	-	-	-
Subtotal of Replacement Items		\$ 10,000	\$ -	\$ -	\$ -	\$ -	\$ -
New Items:							
Paint Overhead Pedestrian Bridge	n/a	-	-	-	-	-	-
Lighting Improvements (at Pedestrian Bridge)	n/a	-	-	-	-	-	-
Subtotal of New Items		\$ -	\$ -	\$ -	\$ -	\$ -	\$ -
Total Radnor Memorial Park		\$ 10,000	\$ -	\$ -	\$ -	\$ -	\$ -

Radnor Activity Center at Sulpizio Gymnasium – Waterline Replacement

Description:

Radnor Activity Center at Sulpizio Gymnasium

- **Waterline Replacement** of the main water utility line that enters the building at South Wayne Avenue and runs throughout the building – this line is currently deteriorating due to age as it is the original line to the building.



Justification | Benefit Derived:

- Waterline Replacement of the building’s main water utility line is needed to in order to provide water service through the facility and to ensure the safety users.

Current Status:

- Waterline Replacement can be performed in 2021. Grant/alternative funding will be sought if available. If funding is not provided, the line will continue to deteriorate and would need to be turned off.

Financial Plan

Project Sources	2017	2018	2019	2020	2021	2022
Funding Source #1					\$30,000	
Funding Source #2						
Funding Source #3						
Total Funding Sources						
Project Uses						
Planning Engineering Legal						
Right-of-Way (if needed)						
Construction					\$30,000	
Inspection						
Contingency						
Equipment/Materials						
Total Financing Uses					\$30,000	

(NOTE: Sources must equal Uses)

Radnor Memorial Park – Entrance Sign Replacement

Description:

Radnor Memorial Park –

- **Entrance Sign Replacement** is needed due to overall deterioration and color degradation; replacement would be consistent with the Township park system’s new design that has been incorporated.



Justification | Benefit Derived:

- Entrance Sign Replacement will provide a positive entrance identification for the park that is located at a heavily visible intersection of the Township.

Current Status:

- Entrance Sign Replacement can take place in 2018. Grant/alternative funding will be sought if available. If funding is not provided, the sign condition will continue to deteriorate.

Financial Plan

Project Sources	2017	2018	2019	2020	2021	2022
Funding Source #1		\$10,000				
Funding Source #2						
Funding Source #3						
Total Funding Sources						
Project Uses						
Planning Engineering Legal						
Right-of-Way (if needed)						
Construction						
Inspection						
Contingency						
Equipment/Materials		\$10,000				
Total Financing Uses		\$10,000				

(NOTE: Sources must equal Uses)

Radnor Township, PA
 Capital Projects and Infrastructure
 As Amended with the 2018 Budget

		2018	2019	2020	2021	2022	2023
Radnor Trail		2.4 Miles					
Sources:							
Park Improvement Bonds, Series 2016	n/a	-	-	-	-	-	-
Subtotal of Sources		\$ -	\$ -	\$ -	\$ -	\$ -	\$ -
Replacement Items:							
Resurface Paved & Stone Trail	evaluate design changes Replace	-	-	219,000	-	-	-
Resurface Brookside Parking Lot (possible expansion)	Resurface existing consider possible expansion Replace	-	60,000	-	-	-	-
Subtotal of Replacement Items		\$ -	\$ 60,000	\$ 219,000	\$ -	\$ -	\$ -
New Items:							
Restroom at Brookside Parking Lot (new)	new restroom building installation New	-	-	-	-	-	-
Goff Tract Feasibility Study	n/a New	-	-	25,000	-	-	-
Subtotal of New Items		\$ -	\$ -	\$ 25,000	\$ -	\$ -	\$ -
Total Radnor Trail		\$ -	\$ 60,000	\$ 244,000	\$ -	\$ -	\$ -
Saw Mill Park		Acres 4.2					
Sources:							
To Be Determined	n/a	-	-	-	-	-	-
Subtotal of Sources		\$ -	\$ -	\$ -	\$ -	\$ -	\$ -
Replacement Items:							
Sign Replacement	2015 replacement project Replace	-	-	-	-	-	-
Bridge Replacement	interior bridge replacement along trail Replace	-	-	-	-	-	-
Subtotal of Replacement Items		\$ -	\$ -	\$ -	\$ -	\$ -	\$ -
New Items:							
Path Extension	To be combined with Ardrossan Trail project New	-	-	-	-	-	-
Subtotal of New Items		\$ -	\$ -	\$ -	\$ -	\$ -	\$ -
Total Saw Mill Park		\$ -	\$ -	\$ -	\$ -	\$ -	\$ -
Skate Park		Acres 0.25					
Sources:							
2014 Cell Tower Contributions	n/a	-	-	-	-	-	-
Subtotal of Sources		\$ -	\$ -	\$ -	\$ -	\$ -	\$ -
Replacement Items:							
Resurfacing	Replaced in 2015/2016 Replace	-	-	-	-	-	-
Equipment Replacement	purchased some new pieces in 2015 Replace	-	-	-	-	-	-
Subtotal of Replacement Items		\$ -	\$ -	\$ -	\$ -	\$ -	\$ -
New Items:							
To Be Determined	n/a	-	-	-	-	-	-
Subtotal of New Items		\$ -	\$ -	\$ -	\$ -	\$ -	\$ -
Total Skate Park		\$ -	\$ -	\$ -	\$ -	\$ -	\$ -

Radnor Trail Brookside Trail Entrance – Parking Lot Resurfacing

Description:

Radnor Trail Brookside Trail Entrance -

- **Parking Lot Resurfacing** is needed due to deterioration of the surface from wear and tear and the adverse effects of weather and usage; this project would also evaluate possible expansion due to heavy demand for parking while using the Radnor Trail; repairs and resurfacing have not been performed since original parking lot's original construction in 2005.



Justification | Benefit Derived:

- Parking Lot Resurfacing at the Brookside Trail Entrance is needed due to surface deterioration that includes cracking and separation, this has occurred over time due to adverse effects of weather and usage. Repairs will extend the life of the asset, enhance the aesthetics of the park, and provide safety for the park users.

Current Status:

- Parking Lot Resurfacing at the Brookside Trail Entrance can be performed in 2019. Grant opportunities/alternative funding will be sought if available. If funding is not provided, the parking lot will continue to deteriorate and the safety could be compromised for park users.

Financial Plan

Project Sources	2017	2018	2019	2020	2021	2022
Funding Source #1			\$60,000			
Funding Source #2						
Funding Source #3						
Total Funding Sources						

Project Uses

Planning Engineering Legal	
Right-of-Way (if needed)	
Construction	
Inspection	
Contingency	
Equipment/Materials	\$60,000
Total Financing Uses	\$60,000

(NOTE: Sources must equal Uses)

Radnor Trail – Paved and Stone Trail Resurfacing

Description:

Radnor Trail –

- **Paved and Stone Trail Resurfacing** is needed along the Radnor Trail that spans 2.4 miles throughout the center of Radnor Township; repairs have not occurred since the trail’s original construction in 2005.



Justification | Benefit Derived:

- Paved and Stone Trail Resurfacing is needed due to surface deterioration that includes cracking and separation, this has occurred over time due to the adverse effects of weather and use; repairs will extend the life of the asset, enhance the aesthetics of the park, and provide safety for the users of this popular recreational amenity in Radnor Township.

Current Status:

- Resurface Paved and Stone Trail repairs can be performed in 2020. Grants/alternative funding will be sought if available. If funding is not provided, the path will continue to deteriorate and safety of the path will be compromised for users.

Financial Plan

Project Sources	2017	2018	2019	2020	2021	2022
Funding Source #1				206,000		
Funding Source #2						
Funding Source #3						
Total Funding Sources						
Project Uses						
Planning Engineering Legal						
Right-of-Way (if needed)						
Construction				206,000		
Inspection						
Contingency						
Equipment/Materials						
Total Financing Uses				\$206,000		
<small>(NOTE: Sources must equal Uses)</small>						

Radnor Trail – Goff Tract Feasibility Study

Description:

Radnor Trail –

- **Goff Tract Feasibility Study** will entail an evaluation of this Township-owned tract of land that is located adjacent to the Radnor trail; the study would review potential usage of the land that would complement the trail such as accessibility, parking, amenities and/or stormwater management.



Justification | Benefit Derived:

- Goff Tract Feasibility Study could complement usage or function for the Radnor Trail, a heavily used recreational amenity in Radnor Township.

Current Status:

- Goff Tract Feasibility Study can be performed in 2020. Grant/alternative funding opportunities would be sought if available.

Financial Plan

	2017	2018	2019	2020	2021	2022
Project Sources						
Funding Source #1				\$25,000		
Funding Source #2						
Funding Source #3						
Total Funding Sources						
Project Uses						
Planning Engineering Legal				\$25,000		
Right-of-Way (if needed)						
Construction						
Inspection						
Contingency						
Equipment/Materials						
Total Financing Uses				\$25,000		

(NOTE: Sources must equal Uses)

Radnor Township, PA
 Capital Projects and Infrastructure
 As Amended with the 2018 Budget

		2018	2019	2020	2021	2022	2023
Skunk Hollow							
Acres 93.7							
Sources:							
Park Improvement Bonds, Series 2016	n/a	-	-	-	-	-	-
Subtotal of Sources		\$ -	\$ -	\$ -	\$ -	\$ -	\$ -
Replacement Items:							
Replace Bridge	interior bridge replacement along trail Replace	-	-	-	-	-	-
Subtotal of Replacement Items		\$ -	\$ -	\$ -	\$ -	\$ -	\$ -
New Items:							
To Be Determined	n/a	-	-	-	-	-	-
Subtotal of New Items		\$ -	\$ -	\$ -	\$ -	\$ -	\$ -
Total Skunk Hollow		\$ -	\$ -	\$ -	\$ -	\$ -	\$ -
Unkefer Park							
Acres 1.5							
Sources:							
To Be Determined	n/a	-	-	-	-	-	-
Subtotal of Sources		\$ -	\$ -	\$ -	\$ -	\$ -	\$ -
Replacement Items:							
To Be Determined	n/a Replace	-	-	-	-	-	-
Subtotal of Replacement Items		\$ -	\$ -	\$ -	\$ -	\$ -	\$ -
New Items:							
Gateway/Park Sign (Paid for by Developer)	n/a New	-	-	-	-	-	-
Subtotal of New Items		\$ -	\$ -	\$ -	\$ -	\$ -	\$ -
Total Unkefer Park		\$ -	\$ -	\$ -	\$ -	\$ -	\$ -
Veteran's Park							
Acres 1.6							
Sources:							
To Be Determined	n/a	-	-	-	-	-	-
Subtotal of Sources		\$ -	\$ -	\$ -	\$ -	\$ -	\$ -
Replacement Items:							
To Be Determined	n/a	-	-	-	-	-	-
Subtotal of Replacement Items		\$ -	\$ -	\$ -	\$ -	\$ -	\$ -
New Items:							
To Be Determined	n/a	-	-	-	-	-	-
Subtotal of New Items		\$ -	\$ -	\$ -	\$ -	\$ -	\$ -
Total Veteran's Park		\$ -	\$ -	\$ -	\$ -	\$ -	\$ -

Radnor Township, PA
 Capital Projects and Infrastructure
 As Amended with the 2018 Budget

		2018	2019	2020	2021	2022	2023
Warren Filipone Park		Acres 10.2					
Sources:							
Park Improvement Bonds, Series 2016		456,000	-	-	-	-	-
General Fund Transfers		-	-	-	-	-	-
Subtotal of Sources		\$ 456,000	\$ -	\$ -	\$ -	\$ -	\$ -
Replacement Items:							
Reconstruct Tennis Courts	Mill, joint repair, resurface, paint Replace	96,000	-	-	-	-	-
Resurface Parking Lot	n/a Replace	200,000	-	-	-	-	-
Backstop, tennis court, other fencing	Backstop 1st & 3rd base fencing/perimeter tennis courts Replace	160,000	-	-	-	-	-
Benches/Bleachers Replacement	2015 replacement project Replace	-	-	-	-	-	-
Sign Replacement	Completed in 2015 Replace	-	-	-	-	-	-
Subtotal of Replacement Items		\$ 456,000	\$ -	\$ -	\$ -	\$ -	\$ -
New Items:							
Youth Group Storage Shed	n/a New	-	-	-	-	-	-
Subtotal of New Items		\$ -	\$ -	\$ -	\$ -	\$ -	\$ -
Total Warren Filipone Park		\$ -	\$ -	\$ -	\$ -	\$ -	\$ -
West Wayne Preserve		Acres 6.2					
Sources:							
Grant Revenue Offset	n/a	-	-	-	-	-	-
Subtotal of Sources		\$ -	\$ -	\$ -	\$ -	\$ -	\$ -
Replacement Items:							
To Be Determined	n/a	-	-	-	-	-	-
Subtotal of Replacement Items		\$ -	\$ -	\$ -	\$ -	\$ -	\$ -
New Items:							
Stormwater Management	Grant Dependent New	-	-	-	-	-	-
Subtotal of New Items		\$ -	\$ -	\$ -	\$ -	\$ -	\$ -
Total West Wayne Preserve		\$ -	\$ -	\$ -	\$ -	\$ -	\$ -

Radnor Township, PA
 Capital Projects and Infrastructure
 As Amended with the 2018 Budget

		2018	2019	2020	2021	2022	2023
Willows Park							
Acres 47.5							
Sources:							
Annual Rent Income	To be Determined	-	-	-	-	-	-
Subtotal of Sources		\$ -	\$ -	\$ -	\$ -	\$ -	\$ -
Replacement Items:							
Pavement Reconstruction	See \$8.0M Settlement Fund	Replace	-	-	-	-	-
Waterline Replacement	See \$8.0M Settlement Fund	Replace	-	-	-	-	-
Bridge	See \$8.0M Settlement Fund	Replace	-	-	-	-	-
Roof: Cottage	To be Determined	Replace	-	-	-	-	-
Code Upgrades: Cottage	To be Determined	Replace	-	-	-	-	-
Fencing (PL, Darby Paoli Road)	To be Determined	Replace	-	-	-	-	-
Subtotal of Replacement Items		\$ -	\$ -	\$ -	\$ -	\$ -	\$ -
New Items:							
Restroom Installation	To be Determined	New	-	-	-	-	-
Painting: Cottage	To be Determined	New	-	-	-	-	-
Subtotal of New Items		\$ -	\$ -	\$ -	\$ -	\$ -	\$ -
Total Willows Park		\$ -	\$ -	\$ -	\$ -	\$ -	\$ -
Grand Total: Park Improvements		\$ 183,000	\$ 202,000	\$ 1,537,000	\$ 201,000	\$ 36,000	\$ 90,000
Total Replacement Items		1,966,000	202,000	1,512,000	92,000	36,000	30,000
Total New Items		700,000	-	25,000	109,000	-	60,000
Less: Sources Identified Already		(2,483,000)	-	-	-	-	-
Net Grand Total Park Improvements		\$ 183,000	\$ 202,000	\$ 1,537,000	\$ 201,000	\$ 36,000	\$ 90,000
Non-Bondable Items		-	257,000	244,000	201,000	36,000	30,000
Bondable Items (not included in 2016)		183,000	-	1,293,000	-	-	-
Park Improvement Bonds, Series 2016		2,483,000	-	-	-	-	-

Radnor Township, PA

Five Year Capital Plan

Capital Projects Group (cont'd):

- Sanitary Sewer Group

Radnor Township, PA
 Capital Projects and Infrastructure
 As Amended with the 2018 Budget

Expenditure	COST					
	2018	2019	2020	2021	2022	2023
Sanitary Sewer Group						
Vauclain Road Sewer Extension	40,000	250,000				
Rhawles Run	450,000					
Midland Avenue	50,000	650,000	300,000			
Kirks Run	240,000					
Emergency Repairs -Annual	75,000	75,000	75,000	75,000	75,000	75,000
I&I Study/Repair- Annual	100,000	100,000	100,000	100,000	100,000	100,000
Lancaster Ave. - Iron Works Way towards Chamounix		45,000	460,000			
Brooke Road -Exposed Pipe In Stream Bank	65,000	375,000				
Woods Lane P.S.		40,000	100,000			
Hermitage P.S.		75,000	367,000			
Lancaster Ave. St. Davis to Pembroke (design & permitting)			90,000	636,000		
Cowan's Alley				150,000	750,000	
Poplar Avenue			200,000	900,000	600,000	
King of Prussia Road P.S.					150,000	600,000
Bloomingdale						
Pembroke Ave.		46,000				
Windermere		50,000				
Walnut Ave.		200,000				
Projects TBD				500,000		500,000
Projects TBD				500,000		
Total - Sanitary Sewer	\$ 1,020,000	\$ 1,906,000	\$ 1,692,000	\$ 2,861,000	\$ 1,675,000	\$ 1,275,000

Capital Projects Group (cont'd):

- **Stormwater Management**

As presented by the Stormwater Management Advisory Committee (SWMAC) at the November 7, 2016 public hearing;
and

As accepted for inclusion in the Capital Plan by the Board of Commissioners at their November, 28 2016 meeting

Projected Radnor Township Stormwater Budget 2016-2020
 Prepared by: PRB. Mods by JJS
 Adopted: Board of Commissioners | Ordinance 2016-03 | April 11, 2016
 Modified by: Board of Commissioners Ordinance 2016-03

= Target % of SW funding (year-to-year).
 = Differing from target % of SW funding

YEAR (actual \$ and %)	2015\$	2015%	2016\$	2016%	2017\$	2017%	2018\$	2018%	2019\$	2019%	2020\$	2020%
PLANNED REVENUES												
Stormwater Fee Revenue	\$1,010,500		\$1,010,500		\$1,110,500		\$1,010,500		\$1,010,500		\$1,010,500	
Previous Year Balance	\$1,615,853		\$2,267,442		\$986,450		\$581,480		\$458,515		\$458,515	

PLANNED EXPENDITURES												
Repair/Maintenance/MS4	\$212,228	21.0%	\$560,127	55%	\$185,470	17%	\$202,100	20%	\$202,100	20%	\$202,100	20%
Culvert assessments (5)			\$41,500									
Marlbridge Rd replace + inspect			\$244,000									
Marlborough Rd pipe purchase			\$14,627									
Mill Rd culvert - GF			\$160,000									
Televised inspection			\$100,000		\$50,000		\$50,000		\$50,000		\$50,000	
Total committed R/M/MS4 \$\$			\$560,127		\$50,000		\$50,000		\$50,000		\$50,000	
Unused R/M/MS4 \$\$			\$0		\$135,470		\$152,100		\$152,100		\$152,100	
Capital Improvements	\$60,000	5.9%	\$1,600,000	158%	\$1,200,000	108%	\$800,000	79%	\$677,035	67%	\$677,035	67%
N. Wayne Field Basin Repiar			\$180,000									
North Wayne Station			\$30,000		\$100,000							
Middle School Connection			\$150,000									
Banbury Francis Way			\$607,000		\$600,000							
Township-wide assessment			\$275,000									
Total committed Capital \$\$			\$1,242,000		\$700,000		\$0		\$0		\$0	
Unused Capital \$\$			\$358,000		\$500,000		\$800,000		\$677,035		\$677,035	
Admin/ General SW Engineering	\$84,683	8.4%	\$80,840	8%	\$80,000	8%	\$80,840	8%	\$80,840	8%	\$80,840	8%
Rebate/Credit/Grants	\$2,000	0.2%	\$50,525	5%	\$50,000	5%	\$50,525	5%	\$50,525	5%	\$50,525	5%
%/ \$ of current year fees	\$358,911	35.5%	\$2,291,492	227%	\$1,515,470	138%	\$1,133,465	112%	\$1,010,500	100%	\$1,010,500	100%
Year -End Balance	\$2,267,442		\$986,450		\$581,480		\$458,515		\$458,515		\$458,515	

Footnote:

The \$180,000 budgeted for repair of the existing stormwater management system is contingent upon the outcome of the watershed assessment being completed by CH2M. When the results of the modeling in regards to the proposed basin at the North Wayne Field is complete, the Board of Commissioners will determine if they wish to apply the \$180,000 towards the total cost of construction of the proposed basin, or use it as listed for repair of the existing stormwater management system.

Radnor Township, PA
Capital Improvement Fund (#05) Budget Worksheet

Account Description	Actual	Actual	Actual	BOC Original Budget	BOC Amended Budget	Full Year Actual		Township Manager Recommended Budget	
	2014	2015	2016	2017	2017	2017	% Δ	2018	% Δ
REVENUES:									
Interest & Rents									
Interest & Rents	8,169	6,568	7,127	6,000	6,000	7,597	16%	6,000	-21%
Total Interest & Rents	\$ 8,169	\$ 6,568	\$ 7,127	\$ 6,000	\$ 6,000	\$ 7,597		\$ 6,000	
	\$ (276)	\$ (1,601)	\$ 559	\$ (568)	\$ (568)	\$ 1,029		\$ (1,597)	
	-3%	-20%	7%	-9%	-9%	16%		-21%	
Grants & Gifts									
Grants & Gifts	5,000	-	-	-	-	-	n/a	-	n/a
Total Grants & Gifts	\$ 5,000	\$ -	\$ -	\$ -	\$ -	\$ -		\$ -	
	\$ 5,000	\$ (5,000)	\$ -	\$ -	\$ -	\$ -		\$ -	
	n/a	-100%	0%	n/a	n/a	n/a		n/a	
Miscellaneous									
Sale of Property & Equipment	45,402	46,436	7,496	40,000	40,000	40,000	-14%	20,000	-50%
Contributions	829,402	176,599	205,244	160,000	160,000	168,791	-4%	170,000	1%
Total Miscellaneous	\$ 874,804	\$ 223,035	\$ 212,740	\$ 200,000	\$ 200,000	\$ 208,791		\$ 190,000	
	\$ 706,554	\$ (651,769)	\$ (10,295)	\$ (23,035)	\$ (23,035)	\$ (14,244)		\$ (18,791)	
	420%	-75%	-1%	-10%	-10%	-6%		-9%	
Transfers In									
From General Fund (Tax Proceeds)	-	687,125	-	1,221,324	1,221,324	2,839,060	313%	1,573,917	-45%
From Sewer Fund	-	-	-	-	-	-	n/a	-	n/a
From General Ops (Excess GF FB))	1,000,000	-	-	-	-	-	n/a	-	n/a
From General Fund (\$44.12))	-	325,000	-	-	-	-	-100%	-	n/a
From \$8M Settlement Fund	1,518,310	-	-	-	-	-	n/a	-	n/a
Total Transfer In	\$ 2,518,310	\$ 1,012,125	\$ -	\$ 1,221,324	\$ 1,221,324	\$ 2,839,060		\$ 1,573,917	
	\$ 1,663,190	\$ (1,506,185)	\$ (1,012,125)	\$ 209,199	\$ 209,199	\$ 1,826,935		\$ (1,265,143)	
	194%	-60%	-40%	21%	21%	181%		-45%	
Debt Proceeds									
GO Bond Proceeds	-	-	-	-	-	-	n/a	-	n/a
GO Bonds / Library Loan	-	-	-	-	-	-	n/a	-	n/a
Total Debt Proceeds	\$ -	\$ -	\$ -	\$ -	\$ -	\$ -		\$ -	
	\$ -	\$ -	\$ -	\$ -	\$ -	\$ -		\$ -	
	n/a	n/a	n/a	n/a	n/a	n/a		n/a	
TOTAL CAPITAL FUND REVENUES	\$ 3,406,283	\$ 1,241,729	\$ 219,867	\$ 1,427,324	\$ 1,427,324	\$ 3,055,448		\$ 1,769,917	
	\$ 2,374,468	\$ (2,164,554)	\$ (1,021,861)	\$ 185,595	\$ 185,595	\$ 1,813,720		\$ (1,285,531)	
	230%	-64%	-30%	15%	15%	146%		-42%	

Radnor Township, PA
Capital Improvement Fund (#05) Budget Worksheet

Account Description	Actual	Actual	Actual	BOC Original Budget	BOC Amended Budget	Full Year Actual		Township Manager Recommended Budget	
	2014	2015	2016	2017	2017	2017	% Δ	2018	% Δ
EXPENDITURES:									
Administration									
Vehicles & Equipment	-	39,303	38,910	-	-	11,023	-72%	-	-100%
Information Technology	24,315	50,817	53,178	61,300	63,130	28,294	-44%	95,050	236%
Radnor TV / PEG Grant	138,507	151,844	149,805	200,495	200,767	166,866	10%	193,700	16%
Total Administration	\$ 162,822	\$ 241,964	\$ 241,892	\$ 261,795	\$ 263,897	\$ 206,183		\$ 288,750	
	\$ (44,033)	\$ 79,142	\$ (72)	\$ 19,831	\$ 21,932	\$ (35,781)		\$ 82,567	
	-21%	49%	0%	8%	9%	-15%		40%	
Building & Grounds									
Building & Grounds	31,931	49,891	85,778	35,000	35,000	23,328	-53%	266,500	1042%
Library Facility Improvements	-	-	(38,316)	-	-	-	n/a	-	n/a
Municipal Parking Lots	-	-	-	236,000	236,000	59,000	n/a	38,000	-36%
Total Building & Grounds	\$ 31,931	\$ 49,891	\$ 47,462	\$ 271,000	\$ 271,000	\$ 82,328		\$ 304,500	
	\$ 31,494	\$ 17,960	\$ (2,429)	\$ 221,109	\$ 221,109	\$ 32,437		\$ 222,172	
	7206%	56%	-8%	443%	443%	65%		270%	
Police									
Vehicles & Equipment	258,888	278,755	64,085	131,700	177,630	59,848	-79%	391,900	555%
Total Police	\$ 258,888	\$ 278,755	\$ 64,085	\$ 131,700	\$ 177,630	\$ 59,848		\$ 391,900	
	\$ (29,239)	\$ 19,868	\$ (214,670)	\$ (147,055)	\$ (101,125)	\$ (218,907)		\$ 332,052	
	-10%	8%	-83%	-53%	-36%	-79%		555%	
Fire									
Vehicles & Equipment	200,000	283,036	283,036	283,036	283,036	353,602	25%	283,036	-20%
Total Fire	\$ 200,000	\$ 283,036	\$ 283,036	\$ 283,036	\$ 283,036	\$ 353,602		\$ 283,036	
	\$ (50,000)	\$ 83,036	\$ -	\$ -	\$ -	\$ 70,566		\$ (70,566)	
	-20%	42%	0%	0%	0%	25%		-20%	
Community Development									
Vehicles & Equipment	-	34,440	2,844	-	29,545	58,890	71%	-	-100%
Total Community Development	\$ -	\$ 34,440	\$ 2,844	\$ -	\$ 29,545	\$ 58,890		\$ -	
	\$ (55,396)	\$ 34,440	\$ (31,596)	\$ (34,440)	\$ (4,895)	\$ 24,450		\$ (58,890)	
	-100%	n/a	n/a	-100%	-14%	71%		-100%	
Public Works: Stormwater Capital									
Vehicles & Equipment	-	-	-	-	-	273	n/a	-	-100%
Flood Control	650	86,210	-	-	-	-	-100%	-	n/a
Total Stormwater Cap	\$ 650	\$ 86,210	\$ -	\$ -	\$ -	\$ 273		\$ -	
	\$ (24,084)	\$ 85,560	\$ (86,210)	\$ (86,210)	\$ (86,210)	\$ (85,938)		\$ (273)	
	-97%	13163%	-13263%	-100%	-100%	-100%		-100%	
Public Works: Solid Waste									
Vehicles & Equipment	35,982	73,253	138,581	225,035	225,035	165,163	125%	259,901	57%
Total Solid Waste	\$ 35,982	\$ 73,253	\$ 138,581	\$ 225,035	\$ 225,035	\$ 165,163		\$ 259,901	
	\$ 6,082	\$ 37,271	\$ 65,328	\$ 151,782	\$ 151,782	\$ 91,911		\$ 94,738	
	20%	104%	182%	207%	207%	125%		57%	
Public Works: Highway									
Vehicles & Equipment	151,418	103,816	250,947	248,458	251,362	225,895	118%	301,018	33%
Total Highway	\$ 151,418	\$ 103,816	\$ 250,947	\$ 248,458	\$ 251,362	\$ 225,895		\$ 301,018	
	\$ 21,436	\$ (47,602)	\$ 147,132	\$ 144,642	\$ 147,546	\$ 122,079		\$ 75,123	
	16%	-31%	97%	139%	142%	118%		33%	

Radnor Township, PA
Capital Improvement Fund (#05) Budget Worksheet

Account Description	Actual	Actual	Actual	BOC Original Budget	BOC Amended Budget	Full Year Actual		Township Manager Recommended Budget	
	2014	2015	2016	2017	2017	2017	% Δ	2018	% Δ
Traffic Signals & Signs									
Traffic Signals & Signs	115,937	221,971	37,063	500,000	503,533	26,016	-88%	563,189	2065%
Traffic Calming Measures	31,743	10,966	-	-	36,148	43,377	296%	-	-100%
Total Traffic Signals & Signs	\$ 147,680	\$ 232,937	\$ 37,063	\$ 500,000	\$ 539,680	\$ 69,393		\$ 563,189	
	\$ 114,331	\$ 85,258	\$ (195,875)	\$ 267,063	\$ 306,743	\$ (163,545)		\$ 493,796	
	343%	58%	-133%	115%	132%	-70%		712%	
Highway Construction & Rebuilding									
Construction & Rebuilding	222,663	134,132	88,362	341,980	346,315	323,679	141%	285,918	-12%
Total Highway Construction	\$ 222,663	\$ 134,132	\$ 88,362	\$ 341,980	\$ 346,315	\$ 323,679		\$ 285,918	
	\$ 151,746	\$ (88,532)	\$ (45,770)	\$ 207,849	\$ 212,184	\$ 189,548		\$ (37,761)	
	214%	-40%	-21%	155%	158%	141%		-12%	
Parks and Facilities									
Vehicles & Equipment	72,625	154,489	136,519	175,300	247,845	118,877	-23%	245,312	106%
Park Improvements	179,130	580,006	236,609	102,000	197,039	157,601	-73%	-	-100%
Willows Improvements	-	-	-	-	-	-	n/a	-	n/a
Other Recreational Improvements	-	4,243	8,818	-	5,520	54,931	1195%	183,000	233%
Total Parks and Facilities	\$ 251,755	\$ 738,737	\$ 381,946	\$ 277,300	\$ 450,404	\$ 331,409		\$ 428,312	
	\$ 239,104	\$ 486,983	\$ (356,791)	\$ (461,437)	\$ (288,333)	\$ (407,329)		\$ 96,903	
	1890%	193%	-142%	-62%	-39%	-55%		29%	
Debt Service									
Interest	-	-	-	-	-	-	n/a	-	n/a
Capitalized Interest	-	-	-	-	-	-	n/a	-	n/a
Total Debt Service	\$ -	\$ -	\$ -	\$ -	\$ -	\$ -		\$ -	
	\$ -	\$ -	\$ -	\$ -	\$ -	\$ -		\$ -	
	n/a	n/a	n/a	n/a	n/a	n/a		n/a	
Transfers Out									
To: General Fund	-	-	-	-	-	-	n/a	-	n/a
To: Special Assessment Fund	-	-	-	-	-	-	n/a	-	n/a
To: Library Impr Fund	-	500,000	-	-	-	-	-100%	-	n/a
Total Transfers Out	\$ -	\$ 500,000	\$ -	\$ -	\$ -	\$ -		\$ -	
	\$ -	\$ 500,000	\$ (500,000)	\$ (500,000)	\$ (500,000)	\$ (500,000)		\$ -	
	n/a	n/a	n/a	-100%	-100%	-100%		n/a	
Total Capital Fund Expenditures	\$ 1,463,788	\$ 2,757,171	\$ 1,536,218	\$ 2,540,304	\$ 2,837,904	\$ 1,876,663		\$ 3,106,524	
	\$ 361,442	\$ 1,293,383	\$ (1,220,954)	\$ (216,867)	\$ 80,733	\$ (880,508)		\$ 1,229,861	
	33%	88%	-83%	-8%	3%	-32%		66%	
Fund Balance									
Beginning Fund Balance, January 1	\$ 1,725,224	\$ 3,352,068	\$ 1,799,225	\$ 848,075	\$ 848,075	\$ 848,075	-75%	\$ 2,026,860	
Revenues	3,406,283	1,241,729	219,867	1,427,324	1,427,324	3,055,448	146%	1,769,917	
Expenditures	1,463,788	2,757,171	1,536,218	2,540,304	2,837,904	1,876,663	-32%	3,106,524	
Accrual / Misc Adjustments	(315,651)	(37,401)	365,200	-	-	-		-	
Ending Fund Balance	\$ 3,352,068	\$ 1,799,225	\$ 848,075	\$ (264,905)	\$ (562,506)	\$ 2,026,860	13%	\$ 690,253	
Increase / (Decrease) In Fund Balance	\$ 1,626,844	\$ (1,552,844)	\$ (951,150)	\$ (1,112,980)	\$ (1,410,580)	\$ 1,178,786		\$ (1,336,607)	

Radnor Township, PA
2018 Township Manager Recommended Budget

Special Assessment Fund #06

Radnor Township, PA
Special Assessment Fund (#006)
2018 Operating Budget Narrative



Department Summary:

This fund was established to account for the various sanitary sewer assessment projects that the Township has entered into with residents. These assessment projects included the installation of sanitary sewer lines to benefit very specific properties. The Township financed these projects through larger General Obligation Bond issuances. Then, each benefiting property is assessed their share of the principal and interest, payable over the twenty-year term of the bonds. The Finance Department is charged with the administration and collection of these assessment agreements and payments. All payments are deposited into this fund; and the proceeds are then transferred to the Debt Service Fund (#024) to be used to pay down the GO Bonds issued to finance the project.

The last assessment project installed by the Township was back in 2007. The

Radnor Township, PA
Special Assessment Fund (#06) Budget Worksheet

Account Description	Actual	Actual	Actual	BOC Original Budget	BOC Amended Budget	Full Year Actual		Township Manager Recommended Budget	
	2014	2015	2016	2017	2017	2017	%Δ	2018	%Δ
REVENUES:									
Interest and Rents:									
Interest & Rents	70	119	432	325	325	751	533%	325	-56.7%
Interest on Pay Plans	6,586	71,984	16,566	4,000	4,000	1,815	-97%	4,000	120.4%
Total Interest and Rents	\$ 6,657	\$ 72,103	\$ 16,998	\$ 4,325	\$ 4,325	\$ 2,566		\$ 4,325	
	\$ (13,475)	\$ 65,446	\$ (55,105)	\$ (67,778)	\$ (67,778)	\$ (69,537)		\$ 1,759	69%
	-67%	983%	-76%	-94%	-94%	-96%			
Grants and Gifts:									
Miscellaneous	-	2,206	-	-	-	-	-100%	-	n/a
Total Grants and Gifts	\$ -	\$ 2,206	\$ -	\$ -	\$ -	\$ -		\$ -	
	\$ -	\$ 2,206	\$ (2,206)	\$ (2,206)	\$ (2,206)	\$ (2,206)		\$ -	
	n/a	n/a	-100%	-100%	-100%	-100%		n/a	
Sewer Assessment Revenues:									
Atlee Road	-	8,177	-	8,000	8,000	2,000	-76%	8,000	300.0%
Orchard Lane	-	-	-	-	-	-	n/a	-	n/a
Brooke Road	8,798	-	-	-	-	-	n/a	-	n/a
Glenmary Lane	-	-	-	-	-	-	n/a	-	n/a
St. Davids Ave.	-	-	-	-	-	-	n/a	-	n/a
Boxwood Road	-	-	-	-	-	-	n/a	-	n/a
Lesley Road	-	-	-	-	-	-	n/a	-	n/a
Maplewood	-	-	-	-	-	-	n/a	-	n/a
Belrose Lane	-	-	2,608	-	-	-	n/a	-	n/a
Quaker Lane	1,457	-	-	1,500	1,500	375	n/a	1,500	300.0%
Radnor Way	-	42,224	1,457	18,000	18,000	19,017	-55%	18,000	-5.3%
Hillside Circle	16,372	1,987	1,913	2,500	2,500	1,851	-7%	2,500	35.1%
Conestoga Road	7,296	-	-	900	900	225	n/a	900	300.0%
Gulph Creek Road	8,379	36,374	26,957	15,000	15,000	2,315	-94%	15,000	548.1%
Total Sewer Assessment Revenue:	\$ 42,301	\$ 88,762	\$ 32,935	\$ 45,900	\$ 45,900	\$ 25,782		\$ 45,900	
	\$ 8,951	\$ 46,460	\$ (55,827)	\$ (42,862)	\$ (42,862)	\$ (62,979)		\$ 20,118	78%
	27%	110%	-63%	-48%	-48%	-71%			
TOTAL SP.ASSMNT REVENUES	\$ 48,958	\$ 163,071	\$ 49,933	\$ 50,225	\$ 50,225	\$ 28,348		\$ 50,225	
	\$ (4,523)	\$ 114,113	\$ (113,138)	\$ (112,846)	\$ (112,846)	\$ (134,723)		\$ 21,877	77%
	-8.46%	233.08%	-69.38%	-69%	-69%	-83%			
EXPENDITURES:									
Transfers Out (to other funds):									
To Debt Service Fund	49,819	49,819	49,899	45,539	45,539	45,539	-9%	45,539	0.0%
Total Transfers Out	\$ 49,819	\$ 49,819	\$ 49,899	\$ 45,539	\$ 45,539	\$ 45,539		\$ 45,539	
	\$ (8,719)	\$ -	\$ 80	\$ (4,280)	\$ (4,280)	\$ (4,280)		\$ -	
	-15%	0%	0%	-9%	-9%	-9%		0%	
TOTAL SP. ASSMNT EXPENDITURES	\$ 49,819	\$ 49,819	\$ 49,899	\$ 45,539	\$ 45,539	\$ 45,539		\$ 45,539	
	\$ (8,719)	\$ -	\$ 80	\$ (4,280)	\$ (4,280)	\$ (4,280)		\$ -	0%
	-14.89%	0.00%	0.16%	-9%	-9%	-9%			
FUND BALANCE									
Beginning Fund Balance, January 1	\$ 86,804	\$ 85,943	\$ 199,195	\$ 199,229	\$ 199,229	\$ 199,229	132%	\$ 182,038	
Revenues	48,958	163,071	49,933	50,225	50,225	28,348	-83%	50,225	
Expenditures	49,819	49,819	49,899	45,539	45,539	45,539	-9%	45,539	
Accrual / Misc Adjustments	-	-	-	-	-	-		-	
Ending Fund Balance, December 1	\$ 85,943	\$ 199,195	\$ 199,229	\$ 203,915	\$ 203,915	\$ 182,038	-9%	\$ 186,724	
Increase / (Decrease) In Fund Balance	\$ (861)	\$ 113,252	\$ 34	\$ 4,686	\$ 4,686	\$ (17,191)		\$ 4,686	

Radnor Township, PA
2018 Township Manager Recommended Budget

Police Investigation Fund #12

**Radnor Township, PA
Investigation Fund
2018 Operating Budget Narrative**



Department Summary:

This fund was created under Pennsylvania law for certain proceeds generated through police seizures and confiscations. The state dictates what these funds can be used for and the amount of activity is extremely limited.

Service / Program Descriptions:

Name	Description
Police Department	In the Police Department's role in drug and related enforcement, certain activity generates proceeds which are deposited into this fund.

Line Item Descriptions:

Line Item	Description
Equipment	The Police Department has used these funds in the past to fund the purchase of small equipment.
Training / Education	These funds can be used for drug task force and related expenditures.

Radnor Township, PA
Investigation Fund (#12) Budget Worksheet

Account Description	Actual	Actual	Actual	BOC Original Budget	BOC Amended Budget	Full Year Actual		Township Manager Recommended Budget	
	2014	2015	2016	2017	2017	2017	%Δ	2018	%Δ
REVENUES:									
Interest and Rents:									
Interest & Rents	7	6	5	10	10	15	172%	10	-33.9%
Total Interest and Rents	\$ 7	\$ 6	\$ 5	\$ 10	\$ 10	\$ 15		\$ 10	
	\$ 0	\$ (2)	\$ (1)	\$ 4	\$ 4	\$ 10		\$ (5)	
	7%	-22%	-17%	80%	80%	172%		-34%	
Miscellaneous:									
Police Drug Task Force	1,784	7,697	4,463	6,200	6,200	3,256	-58%	5,490	68.6%
Contributions	-	-	1,791	-	-	-	n/a	-	n/a
Forfeitures	-	-	8,880	-	-	12,711	n/a	-	-100.0%
Total Miscellaneous	\$ 1,784	\$ 7,697	\$ 15,134	\$ 6,200	\$ 6,200	\$ 15,967		\$ 5,490	
	\$ (5,038)	\$ 5,913	\$ 7,436	\$ (1,497)	\$ (1,497)	\$ 8,269		\$ (10,477)	
	-74%	331%	97%	-19%	-19%	107%		-66%	
TOTAL INVESTIGATION FUND REVE	\$ 1,791	\$ 7,703	\$ 15,138	\$ 6,210	\$ 6,210	\$ 15,982		\$ 5,500	
	\$ (5,037)	\$ 5,912	\$ 7,435	\$ (1,493)	\$ (1,493)	\$ 8,279		\$ (10,482)	
	-73.77%	330.01%	96.53%	-19%	-19%	107%		-66%	

Account Description	Actual	Actual	Actual	BOC Original Budget	BOC Amended Budget	Full Year Actual		Township Manager Recommended Budget	
	2014	2015	2016	2017	2017	2017	%Δ	2018	%Δ
EXPENDITURES:									
Investigation Fund Activity:									
Communications	1,882	2,431	2,566	2,200	2,200	2,741	13%	3,000	9.4%
Police Department Activity	2,252	4,774	2,160	4,000	4,000	450	-91%	2,500	455.6%
DTF-Operating Supplies	2,079	-	-	-	-	-	n/a	-	n/a
DTF-Training	1,002	80	270	-	-	-	-100%	-	n/a
Forfeitures	-	-	8,887	-	-	12,711	n/a	-	-100.0%
Total Investigation Fund Activity	\$ 7,214	\$ 7,285	\$ 13,883	\$ 6,200	\$ 6,200	\$ 15,902		\$ 5,500	
TOTAL INV. FUND EXPENDITURES	\$ 7,214	\$ 7,285	\$ 13,883	\$ 6,200	\$ 6,200	\$ 15,902		\$ 5,500	
	\$ 23	\$ 71	\$ 6,598	\$ (1,085)	\$ (1,085)	\$ 8,617		\$ (10,402)	
	0.32%	0.99%	90.56%	-15%	-15%	118%		-65%	

FUND BALANCE	2014	2015	2016	2017	2017	2017	%Δ	2018	
	Beginning Fund Balance, January 1	\$ 8,554	\$ 3,131	\$ 3,549	\$ 4,804	\$ 4,804	\$ 4,804	53%	\$ 4,884
Revenues	1,791	7,703	15,138	6,210	6,210	15,982	107%	5,500	
Expenditures	7,214	7,285	13,883	6,200	6,200	15,902	118%	5,500	
Accrual / Misc Adjustments	-	-	-	-	-	-		-	
Ending Fund Balance, December 1	\$ 3,131	\$ 3,549	\$ 4,804	\$ 4,814	\$ 4,814	\$ 4,884	38%	\$ 4,884	
Increase / (Decrease) In Fund Balance	\$ (5,423)	\$ 417	\$ 1,255	\$ 10	\$ 10	\$ 79		\$ -	

Radnor Township, PA
2018 Township Manager Recommended Budget

Department of Justice Equitable Sharing Fund #14

Radnor Township, PA
US Department of Justice Equitable Sharing Fund (#14)
2018 Operating Budget Narrative



Department Summary:

The Radnor Police Department has recently enrolled in the US Department of Justice Equitable Sharing Program (the Program). The Program is an enforcement partnership which will allow the US Department of Justice to share forfeited property and proceeds with the Township. Consequently, the Board of Commissioners approved the creation of this fund on February 27, 2012 with Resolution 2012-29.

In order for the Township to participate, the Program Agreement requires that the Township establish a new special revenue fund to account for the proceeds and expenditure of the funds. Further, the Program Agreement goes into detail on exactly how the funds will be distributed and how they can be spent. Adoption of this Resolution, along with the Township’s enrollment in the Program, will serve as direction to comply with the Agreement’s stipulations. Without the proposed new fund, the Township will not be authorized to receive any forfeited property or proceeds resulting from partnered efforts with the US Department of Justice.

Service / Program Descriptions:

Name	Description
DOJ Equitable Sharing	The Police Department works with the United States Department of Justice from time to time on special assignments. The details of the assignments are specific to each circumstance.

Line Item Descriptions:

Line Item	Description
Operating Supplies	Police supplies to be purchased from the proceeds of shared forfeited property.
Minor Equipment	Police equipment to be purchased from the proceeds of shared forfeited property.

Radnor Township, PA

Department of Justice Equitable Sharing Program Fund (#14) Budget Worksheet

Account Description	Actual	Actual	Actual	BOC Original Budget	BOC Amended Budget	Full Year Actual		Township Manager Recommended Budget		
	2014	2015	2016			2017	2017	2017	%Δ	2018
REVENUES:										
Interest and Rents:										
Interest & Rents	-	-	-	-	-	-	-	n/a	-	n/a
Total Interest and Rents	\$ -	\$ -	\$ -	\$ -	\$ -	\$ -	\$ -		\$ -	
	\$ -	\$ -	\$ -	\$ -	\$ -	\$ -	\$ -		\$ -	
	n/a	n/a	n/a	n/a	n/a	n/a	n/a		n/a	
Grants and Gifts:										
DOJ Equitable Sharing Proceeds	-	-	-	-	-	-	-	n/a	-	n/a
Total Grants and Gifts	\$ -	\$ -	\$ -	\$ -	\$ -	\$ -	\$ -		\$ -	
	\$ -	\$ -	\$ -	\$ -	\$ -	\$ -	\$ -		\$ -	
	n/a	n/a	n/a	n/a	n/a	n/a	n/a		n/a	
TOTAL DOJ EQUITABLE SHARING REVENUES	\$ -	\$ -	\$ -	\$ -	\$ -	\$ -	\$ -		\$ -	
	\$ -	\$ -	\$ -	\$ -	\$ -	\$ -	\$ -		\$ -	
	n/a	n/a	n/a	n/a	n/a	n/a	n/a		n/a	

Account Description	Actual	Actual	Actual	BOC Original Budget	BOC Amended Budget	Full Year Actual		Township Manager Recommended Budget		
	2014	2015	2016			2017	2017	2017	%Δ	2018
EXPENDITURES:										
DOJ Equitable Sharing Fund Activity:										
Police Department Activity	-	-	-	-	-	-	-	n/a	-	n/a
Total DOJ Equitable Sharing Fund Activities	\$ -	\$ -	\$ -	\$ -	\$ -	\$ -	\$ -		\$ -	
	\$ -	\$ -	\$ -	\$ -	\$ -	\$ -	\$ -		\$ -	
	n/a	n/a	n/a	n/a	n/a	n/a	n/a		n/a	
TOTAL DOJ EQ. SHARING FUND EXPENDITURES	\$ -	\$ -	\$ -	\$ -	\$ -	\$ -	\$ -		\$ -	
	\$ -	\$ -	\$ -	\$ -	\$ -	\$ -	\$ -		\$ -	
	n/a	n/a	n/a	n/a	n/a	n/a	n/a		n/a	

Account Description	2014	2015	2016	2017	2017	2017	%Δ	2018	
	FUND BALANCE								
Beginning Fund Balance, January 1	\$ -	\$ -	\$ -	\$ -	\$ -	\$ -	n/a	\$ -	
Revenues	-	-	-	-	-	-	n/a	-	
Expenditures	-	-	-	-	-	-	n/a	-	
Accrual / Misc Adjustments	-	-	-	-	-	-		-	
Ending Fund Balance, December 1	\$ -	\$ -	\$ -	\$ -	\$ -	\$ -	n/a	\$ -	
Increase / (Decrease) In Fund Balance	\$ -	\$ -	\$ -	\$ -	\$ -	\$ -		\$ -	

Radnor Township, PA
2018 Township Manager Recommended Budget

Commemorative Shade Tree Fund #15

**Radnor Township, PA
Commemorative Shade Tree Fund (#015)
2018 Operating Budget Narrative**



Fund Summary:

This fund was created in 2013 to account for the fees and donations generated under Chapter §263 of the Radnor Township Code. As stipulated under the Code, these funds should be used for certain activity. Annually, the Township budgets for the following programs associated with the Tree Program.

Service / Program Descriptions:

Name	Description
Big Tree Program	These appropriations use the donated funds from Chanticleer along with the residential contribution of \$35 to fund the purchase of “Big Trees” which are planted on participating residents’ property. As indicated by the name, the trees planted are meant to help replace the tree canopy in Radnor.
Street Tree Program	These appropriations use the donated funds from Chanticleer along with fines raised through the Code to replace trees along Township trees for decorative purposes.
Park Tree Program	These appropriations use the fees generated from the Code to replace trees in various Township parks as recommended by the contracted Arborist, Parks and Rec Committee and Board of Commissioners.
Contractual Services: Arborist	These appropriations use the fees generated from the Code to account for the contracted arborist’s time for the programs funded by this Fund.

Radnor Township, PA
Commemorative Shade Tree Fund (#15) Budget Worksheet

Account Description	Actual	Actual	Actual	BOC Original Budget	BOC Amended Budget	Full Year Actual		Township Manager Recommended Budget	
	2014	2015	2016	2017	2017	2017	% Δ	2018	% Δ
REVENUES:									
Interest and Rents:									
Interest & Rents	53	91	364	2	2	567	521%	2	-100%
Total Interest and Rents	\$ 53	\$ 91	\$ 364	\$ 2	\$ 2	\$ 567		\$ 2	
	\$ 41	\$ 38	\$ 273	\$ (89)	\$ (89)	\$ 476		\$ (565)	
	350%	72%	299%	-98%	-98%	521%		-100%	
Fines & Costs									
Shade Tree Fines	7,000	60,250	250	-	-	850	-99%	-	-100%
Total Fines and Costs	\$ 7,000	\$ 60,250	\$ 250	\$ -	\$ -	\$ 850		\$ -	
	\$ 2,500	\$ 53,250	\$ (60,000)	\$ (60,250)	\$ (60,250)	\$ (59,400)		\$ (850)	
	56%	761%	-100%	-100%	-100%	-99%		-100%	
Grants & Gifts									
Donations	18,100	20,550	18,215	18,000	18,000	14,823	-28%	18,000	21%
Total Grants and Gifts	\$ 18,100	\$ 20,550	\$ 18,215	\$ 18,000	\$ 18,000	\$ 14,823		\$ 18,000	
	\$ (2,775)	\$ 2,450	\$ (2,335)	\$ (2,550)	\$ (2,550)	\$ (5,727)		\$ 3,177	
	-13%	14%	-11%	-12%	-12%	-28%		21%	
Transfers In									
Transfer In: From General Fund	25,000	25,000	-	25,000	25,000	6,250	-75%	25,000	300%
Total Transfers In	\$ 25,000	\$ 25,000	\$ -	\$ 25,000	\$ 25,000	\$ 6,250		\$ 25,000	
	\$ (18,443)	\$ -	\$ (25,000)	\$ -	\$ -	\$ (18,750)		\$ 18,750	
	-42%	0%	-100%	0%	0%	-75%		300%	
TOTAL COMMEMORATIVE SHADE T	\$ 50,153	\$ 105,891	\$ 18,829	\$ 43,002	\$ 43,002	\$ 22,490		\$ 43,002	
	\$ (18,676)	\$ 55,738	\$ (87,062)	\$ (62,889)	\$ (62,889)	\$ (83,401)		\$ 20,512	
	-27.13%	111.14%	-82.22%	-59%	-59%	-79%		91%	

Account Description	Actual	Actual	Actual	BOC Original Budget	BOC Amended Budget	Full Year Actual		Township Manager Recommended Budget	
	2014	2015	2016	2017	2017	2017	% Δ	2018	% Δ
EXPENDITURES:									
Shade Tree Cost Center									
Big Tree Planting Program	16,580	1,928	20,800	15,000	37,728	-	-100%	15,000	n/a
Street Tree Program	2,973	5,277	-	6,000	6,000	1,500	-72%	6,000	300%
Park Tree Replacement Program	6,739	-	-	6,000	6,000	1,500	n/a	6,000	300%
Contractual Services: Arborist	-	-	3,340	15,000	15,000	-	n/a	15,000	n/a
Total Shade Tree Cost Center	\$ 26,292	\$ 7,204	\$ 24,140	\$ 42,000	\$ 64,728	\$ 3,000		\$ 42,000	
TOTAL COMMEMORATIVE SHADE T	\$ 26,292	\$ 7,204	\$ 24,140	\$ 42,000	\$ 64,728	\$ 3,000		\$ 42,000	
	\$ 6,872	\$ (19,087)	\$ 16,936	\$ 34,796	\$ 57,523	\$ (4,204)		\$ 39,000	
	35.38%	-72.60%	235.08%	483%	798%	-58%		1300%	

FUND BALANCE	2014	2015	2016	2017	2017	2017	% Δ	2018
Beginning Fund Balance, January 1	\$ 49,409	\$ 73,166	\$ 151,052	\$ 145,742	\$ 145,742	\$ 145,742	99%	\$ 165,232
Revenues	50,153	105,891	18,829	43,002	43,002	22,490	-79%	43,002
Expenditures	26,292	7,204	24,140	42,000	64,728	3,000	-58%	42,000
Accrual / Misc Adjustments	(105)	(20,801)	-	-	-	-		-
Ending Fund Balance, December 1	\$ 73,166	\$ 151,052	\$ 145,742	\$ 146,744	\$ 124,016	\$ 165,232	9%	\$ 166,234
Increase / (Decrease) In Fund Balance	\$ 23,757	\$ 77,886	\$ (5,311)	\$ 1,002	\$ (21,726)	\$ 19,490		\$ 1,002

Radnor Township, PA
2018 Township Manager Recommended Budget

Grant Fund #16

Radnor Township, PA
Grant Fund (#016)
2018 Operating Budget Narrative



Fund Summary:

This fund was created in 2014 to account for various grants that required the Township to establish an interest bearing account during the project period. The grants accounted for in this fund are typically paid-in-full at the start of the project; rather than reimbursed during / after the project. It's important to note that the accounting for the project expenses exists in the Capital Improvement Fund, or Bond Improvement Fund. Then, as the Township completes segments, the grant proceeds are transferred from this Grant Fund to the Fund in which the project expenses are being recorded in.

Most Township grants are reimbursable, therefore the activity in this fund has been diminishing in recent years. The only activity anticipated for 2018 is the run out of the remaining grants.

Radnor Township, PA
Grant Fund (#16) Budget Worksheet

Account Description	Actual	Actual	Actual	BOC Original Budget	BOC Amended Budget	Full Year Actual		Township Manager Recommended Budget	
	2014	2015	2016	2017	2017	2017	%Δ	2018	%Δ
REVENUES:									
Interest and Rents:									
Interest & Rents	45	416	59	-	-	125	-70%	-	-100%
Total Interest and Rents	\$ 45	\$ 416	\$ 59	\$ -	\$ -	\$ 125		\$ -	
	\$ 36	\$ 371	\$ (357)	\$ (416)	\$ (416)	\$ (291)		\$ (125)	
	386%	825%	-86%	-100%	-100%	-70%		-100%	
Grants and Gifts									
State Grants	55,527	28,763	12,210	-	-	-	-100%	-	n/a
WREN Raingarden Grant	750	2,250	-	-	-	-	-100%	-	n/a
Ardrossan State Grant	900,000	-	-	-	-	-	n/a	-	n/a
DCED Clem Macrone Park Grant	-	9,978	3,377	-	-	9,043	-9%	-	-100%
Total Grants and Gifts	\$ 956,277	\$ 40,991	\$ 15,587	\$ -	\$ -	\$ 9,043		\$ -	
	\$ 927,527	\$ (915,287)	\$ (25,404)	\$ (40,991)	\$ (40,991)	\$ (31,948)		\$ (9,043)	
	3226%	-96%	-62%	-100%	-100%	-78%		-100%	
Transfers In									
From General Fund	-	-	-	-	-	-	n/a	-	n/a
Total Transfers In	\$ -	\$ -	\$ -	\$ -	\$ -	\$ -		\$ -	
	\$ (10,000)	\$ -	\$ -	\$ -	\$ -	\$ -		\$ -	
TOTAL REVENUES	\$ 956,322	\$ 41,406	\$ 15,646	\$ -	\$ -	\$ 9,168		\$ -	
	\$ 917,563	\$ (914,916)	\$ (25,760)	\$ (41,406)	\$ (41,406)	\$ (32,238)		\$ (9,168)	
	2367.34%	-95.67%	-62.21%	-100%	-100%	-78%		-100%	

Account Description	Actual	Actual	Actual	BOC Original Budget	BOC Amended Budget	Full Year Actual		Township Manager Recommended Budget	
	2014	2015	2016	2017	2017	2017	%Δ	2018	%Δ
EXPENDITURES:									
Transfers Out									
To Park & Open Space Fund	900,000	-	-	-	-	-	n/a	-	n/a
Total Transfers	\$ 900,000	\$ -	\$ -	\$ -	\$ -	\$ -		\$ -	
Grants									
Contractual Services	76,145	8,435	15,420	-	15,420	-	-100%	-	n/a
Contractual Services: Greenways	12,139	19	22,902	-	-	-	-100%	-	n/a
Contractual Services: Wren Raingarden	-	2,477	777	-	-	-	-100%	-	n/a
Contractual Services: Ardrossan	-	371	-	-	-	-	-100%	-	n/a
Contractual Services: DCED Macrone	-	10,190	38	-	12,210	-	-100%	-	n/a
Total Grants	\$ 88,283	\$ 21,493	\$ 39,137	\$ -	\$ 27,630	\$ -		\$ -	
TOTAL EXPENDITURES	\$ 988,283	\$ 21,493	\$ 39,137	\$ -	\$ 27,630	\$ -		\$ -	
	\$ 988,283	\$ (966,790)	\$ 17,644	\$ (21,493)	\$ 6,137	\$ (21,493)		\$ -	
	n/a	-97.83%	82.09%	-100%	29%	-100%		n/a	

FUND BALANCE	2014	2015	2016	2017	2017	2017	%Δ	2018
Beginning Fund Balance, January 1	\$ 38,759	\$ 6,798	\$ 26,715	\$ 3,224	\$ 3,224	\$ 3,224	-53%	\$ 12,392
Revenues	956,322	41,406	15,646	-	-	9,168	-78%	-
Expenditures	988,283	21,493	39,137	-	27,630	-	-100%	-
Accrual / Misc Adjustments	-	3	-	-	-	-		-
Ending Fund Balance, December 1	\$ 6,798	\$ 26,715	\$ 3,224	\$ 3,224	\$ (24,406)	\$ 12,392	-54%	\$ 12,392
Increase / (Decrease) In Fund Balance	\$ (31,961)	\$ 19,916	\$ (23,491)	\$ -	\$ (27,630)	\$ 9,168		\$ -

Radnor Township, PA
2018 Township Manager Recommended Budget

Police K9 Fund #17

**Radnor Township, PA
K9 Police Fund (#017)
2018 Operating Budget Narrative**



Fund Summary:

This fund was created by the Board of Commissioners 2013 to account for the activity associated with all of the activity of the K9 program. The Board of Commissioners approved this program on a two year trial program provided that enough donations / contributions are raised to fund the activity. As a result of those stipulations, the Township elected to create a special revenue fund to account for the revenue and expense activity for the program. The two-year trial period concluded at the end of 2015. At that time, the Board of Commissioners elected to keep the program moving forward.

With the implementation of the new accounting software which will allow the Township to report specifically on K9 activity, the accounting has been moved to the General Fund beginning in 2018.

Fundraising efforts and K9 specific donations are still generated and are credited to the program.

Service / Program Descriptions:

Name	Description
Police Overtime / Extra Duty	<p>Accounts for the payroll related costs of the two officers for specific K9 activity time. Any time worked on regular shift is not charged to this fund since it's not specific to K9 Activity.</p> <p>For prescheduled details outside of normal working hours, the Township charges a fee to offset the cost of the officer, dog and equipment needed to perform a sweep.</p>
Operating Supplies	Supplies needed to care for the canines.
Professional Development	Accounts for the K9 specific training needed for the officers and their canines.
Contractual Services	Accounts for contractual related costs for the program including uniform needs, veterinarian needs, etc.
Vehicles and Equipment	The program requires two vehicles: The Township successfully partnered with Land Rover of the Main Line to purchase an L4 Land Rover at \$20,000 for one of the K9 Units. Then, the Township retrofitted one of the older police vehicles for the other canine unit.

Radnor Township, PA
2018 Township Manager Recommended Budget

\$8.0 Million Settlement Fund #18

Radnor Township, PA
\$8.0 Million Tax Settlement Fund (#018)
2018 Operating Budget Narrative



Fund Summary:

This fund was created by the Board of Commissioners 2013 to account for the activity associated with the spending of the \$8.0 million business tax settlement realized in 2013. The Board adopted Resolution 2013-129 which allocated the settlement funds to be used as follows:

Project	Amount
ERP / Software Project	\$1,000,000
Willows Improvements	1,100,000
Kiosk Installation Project	450,000
Capital Program (2014)	1,518,310
Pension Funding (transferred to Trust)	2,701,690
Stormwater Funding (transferred to Fund 004)	1,230,000
Total	\$8,000,000

Note: This fund has been established as a “Budget for Life” fund, which means that the initial appropriations were approved by the Board in 2013 (as outlined above). Now, over the life of the projects, until the funds are exhausted, the appropriations carry over year after year (thus not needing to be re-appropriated annually).

Service / Program Descriptions:

Name	Description
ERP / Software Project	In 2015, the Board adopted legislation authorizing the purchase of Tyler Munis software to include the General Ledger, Financial Reporting, Cash Receipting, HR/ Payroll, Work Orders, Recreation, Codes and Licenses and other smaller modules. The implementation is ongoing with Financials/ GL and HR/ Payroll having gone live in 2017. Other modules will go live at various points in 2018 and 2019.
Willows Improvements	These funds were initially set aside for the waterline replacement and bridge replacement. The bridge was replaced in 2014/2015. The waterline replacement is on hold pending the larger decision with the Mansion.
Kiosk Installation Project	This project includes replacing of all the parking meter heads throughout the Township with kiosks. This project is intended to give customers more payment options when parking, save the Township money, and generate additional revenue. This project was completed in 2015.
Capital Program (2014)	These funds were transferred in 2014 to cover the Township’s capital program for that year (versus transferring General Fund dollars).
Pension Funding (transferred to Trust)	These funds were transferred in 2013 to the pension trust funds. 50% of the allocation went to each fund (police and civilian).
Stormwater Funding (transferred to Fund 004)	These funds were transferred to the Stormwater Management Fund (#004) as seed money to pay for the initial fee study and initial projects.

Radnor Township, PA
\$8.0M Settlement Fund (#18) Budget Worksheet

Account Description	Actual	Actual	Actual	BOC Original Budget	BOC Amended Budget	Full Year Actual		Township Manager Recommended Budget	
	2014	2015	2016	2017	2017	2017	% Δ	2018	% Δ
REVENUES:									
Local Enabling Taxes:									
Business Privilege - Audit	-	-	-	-	-	-	n/a	-	n/a
Total Local Enabling Taxes	\$ -	\$ -	\$ -	\$ -	\$ -	\$ -		\$ -	
	\$ (8,000,000)	\$ -	\$ -	\$ -	\$ -	\$ -		\$ -	
	-100%	n/a	n/a	n/a	n/a	n/a		n/a	
Interest and Rents									
Interest	2,733.53	2,072.39	3,096.02	1,000	1,000	3,628	75%	3,500	-4%
Total Interest and Rents	\$ 2,734	\$ 2,072	\$ 3,096	\$ 1,000	\$ 1,000	\$ 3,628		\$ 3,500	
	\$ 2,020	\$ (661)	\$ 1,024	\$ (1,072)	\$ (1,072)	\$ 1,555		\$ (128)	
	283%	-24%	49%	-52%	-52%	75%		-4%	
TOTAL GRANT FUND REVENUES	\$ 2,734	\$ 2,072	\$ 3,096	\$ 1,000	\$ 1,000	\$ 3,628		\$ 3,500	
	\$ (7,997,980)	\$ (661)	\$ 1,024	\$ (1,072)	\$ (1,072)	\$ 1,555		\$ (128)	
	-99.97%	-24.19%	49.39%	-52%	-52%	75%		-4%	

Account Description	Actual	Actual	Actual	BOC Original Budget	BOC Amended Budget	Full Year Actual		Township Manager Recommended Budget	
	2014	2015	2016	2017	2017	2017	% Δ	2018	% Δ
EXPENDITURES:									
Administration									
Information Technology - ERP	-	64,700	251,583	348,944	668,169	274,651	324%	409,066	49%
Total Administration	\$ -	\$ 64,700	\$ 251,583	\$ 348,944	\$ 668,169	\$ 274,651		\$ 409,066	
Police Equipment									
Equipment - Kiosk Improvement	-	450,000	-	-	-	-	-100%	-	n/a
Total Grants	\$ -	\$ 450,000	\$ -	\$ -	\$ -	\$ -		\$ -	
Parks and Recreation									
Willows Improvements	123,795	348,087	283,739	314,977	569,314	1,559	-100%	342,820	21893%
Total Grants	\$ 123,795	\$ 348,087	\$ 283,739	\$ 314,977	\$ 569,314	\$ 1,559		\$ 342,820	
Transfers Out									
Stormwater Fund (#04)	-	-	-	-	-	-	n/a	-	n/a
Capital Improvement Fund (#05)	1,518,310	-	-	-	-	-	n/a	-	n/a
Police Pension (#07)	-	-	-	-	-	-	n/a	-	n/a
Civilian Pension (#11)	-	-	-	-	-	-	n/a	-	n/a
Total Grants	\$ 1,518,310	\$ -	\$ -	\$ -	\$ -	\$ -		\$ -	
TOTAL GRANT FUND EXPENDITURE	\$ 1,642,105	\$ 862,787	\$ 535,321	\$ 663,921	\$ 1,237,483	\$ 276,210		\$ 751,886	
	\$ (2,324,465)	\$ (779,317)	\$ (327,466)	\$ (198,866)	\$ 374,695	\$ (586,577)		\$ 475,676	
	-58.60%	-47.46%	-37.95%	-23%	43%	-68%		172%	

FUND BALANCE	2014	2015	2016	2017	2017	2017	% Δ	2018
	Beginning Fund Balance, January 1	\$ 4,034,144	\$ 2,394,773	\$ 1,534,058	\$ 1,001,832	\$ 1,001,832	\$ 1,001,832	-58%
Revenues	2,734	2,072	3,096	1,000	1,000	3,628	75%	3,500
Expenditures	1,642,105	862,787	535,321	663,921	1,237,483	276,210	-68%	751,886
Accrual / Misc Adjustments	-	-	-	-	-	-		-
Ending Fund Balance, December 1	\$ 2,394,773	\$ 1,534,058	\$ 1,001,832	\$ 338,911	\$ (234,651)	\$ 729,250	-52%	\$ (19,136)
Increase / (Decrease) In Fund Balance	\$ (1,639,371)	\$ (860,715)	\$ (532,225)	\$ (662,921)	\$ (1,236,483)	\$ (272,582)		\$ (748,386)

Radnor Township, PA
2018 Township Manager Recommended Budget

Park Impact Fee Fund #21

Radnor Township, PA
Park Impact Fee Fund (#021)
2018 Operating Budget Narrative



Fund Summary:

This fund was created by the Board of Commissioners 2013 to account for the activity associated with §255.43.1 titled "Park and recreational land and fee requirements." As mandated under the Code, all fees paid by land owners under this Chapter are deposited into this special revenue fund. When the Board of Commissioners identify and approve projects where these funds are to be used, those dollars will be transferred from the Park Impact Fee Fund to the home fund where the rest of the project accounting exists.

For 2018, the only project that has been identified by the Board as a possible use of these funds is the restoration of the Willows Mansion (see the Board presentation on September 25, 2017). As of the date of this narrative, no formal decision or direction has been approved by the Board. Therefore, no appropriations are identified. In fact, since the fund's creation in 2013, no dollars have been spent or transferred. Instead, Park Impact Fees collected have accumulated year after year.

Radnor Township, PA
Park Impact Fee Fund (#21) Budget Worksheet

Account Description	Actual	Actual	Actual	BOC Original Budget	BOC Amended Budget	Full Year Actual		Township Manager Recommended Budget	
	2014	2015	2016	2017	2017	2017	%Δ	2018	%Δ
REVENUES:									
Permits:									
Subdivision / Land Development	39,684	230,627	52,971	35,000	35,000	-	-100%	35,000	n/a
Total Permits	\$ 39,684	\$ 230,627	\$ 52,971	\$ 35,000	\$ 35,000	\$ -		\$ 35,000	
	\$ 39,684	\$ 190,943	\$ (177,656)	\$ (195,627)	\$ (195,627)	\$ (230,627)	-100%	\$ 35,000	n/a
	n/a	481%	-77%	-85%	-85%	-100%		n/a	
Interest and Rents									
Interest	27	96	728	-	-	1,209	1154%	-	-100%
Total Interest and Rents	\$ 27	\$ 96	\$ 728	\$ -	\$ -	\$ 1,209		\$ -	
	\$ 27	\$ 69	\$ 631	\$ (96)	\$ (96)	\$ 1,112	1154%	\$ (1,209)	-100%
	n/a	258%	655%	-100%	-100%	1154%		-100%	
TOTAL REVENUES	\$ 39,711	\$ 230,723	\$ 53,699	\$ 35,000	\$ 35,000	\$ 1,209		\$ 35,000	
	\$ 39,711	\$ 191,012	\$ (177,025)	\$ (195,723)	\$ (195,723)	\$ (229,515)	-99%	\$ 33,791	2796%
	n/a	481.01%	-76.73%	-85%	-85%	-99%		2796%	
EXPENDITURES:									
Parks and Recreation									
Parks Improvements	-	-	-	-	-	-	n/a	-	n/a
Total Improvements	\$ -	\$ -	\$ -	\$ -	\$ -	\$ -		\$ -	
Transfers Out									
Capital Improvement Fund (#05)	-	-	-	-	-	-	n/a	-	n/a
Total Transfers	\$ -	\$ -	\$ -	\$ -	\$ -	\$ -		\$ -	
TOTAL EXPENDITURES	\$ -	\$ -	\$ -	\$ -	\$ -	\$ -		\$ -	
	\$ -	\$ -	\$ -	\$ -	\$ -	\$ -	n/a	\$ -	n/a
	n/a	n/a	n/a	n/a	n/a	n/a		n/a	
FUND BALANCE									
Beginning Fund Balance, January 1	\$ -	\$ 39,711	\$ 270,434	\$ 324,133	\$ 324,133	\$ 324,133	716%	\$ 325,342	
Revenues	39,711	230,723	53,699	35,000	35,000	1,209	-99%	35,000	
Expenditures	-	-	-	-	-	-	n/a	-	
Accrual / Misc Adjustments	-	-	-	-	-	-		-	
Ending Fund Balance, December 1	\$ 39,711	\$ 270,434	\$ 324,133	\$ 359,133	\$ 359,133	\$ 325,342	20%	\$ 360,342	
Increase / (Decrease) In Fund Balance	\$ 39,711	\$ 230,723	\$ 53,699	\$ 35,000	\$ 35,000	\$ 1,209		\$ 35,000	

Radnor Township, PA
2018 Township Manager Recommended Budget

Park and Open Space Fund #22

**Radnor Township, PA
Park & Open Space Fund (#022)
2018 Operating Budget Narrative**



Department Summary:

This fund was created by the Board of Commissioners in 1994 to account for the transactions associated with the purchase of open space as well as to fund park and park facility improvements.

The primary funding source is 25% of the gross real estate transfer revenues.

Line Item Descriptions:

Line Item	Description
Legal Services – General	Allocates funding for legal services needed regarding open space and land acquisitions.
Professional Services	Allocates funding for professional services such as insurance, legal services, and due-diligence reviews.
Park Improvements	Allocates funding for park improvement services such as comprehensive studies and concept plans, park reviews.
Land Acquisitions	Allocates funding for land acquisitions.

Ardrossan Acquisition Summary: Beginning in 2015, this fund houses the accounting for the Ardrossan open space land acquisition and financing. The plan, as presented with the adoption of the purchase agreement ordinance in December 2013, includes using any available funds generated by the 0.25% of reality transfer tax, after the 2009 GO Bonds are covered to be allocated to pay for a portion of the Ardrossan Bonds. As the forecast below suggests, the real estate transfer tax will most likely not be sufficient to fully fund the voted open space bond obligations. Therefore, additional resources will most likely be necessary. As the “Net Revenue” numbers suggest, roughly \$200,000 per year will be necessary; either through voted millage (estimated to be 0.0500 mills) or General Fund Transfers at the \$200,000.

	2016	2017	2018	2019	2020	2021
Beg Balance	\$719,153	\$624,329	\$203,752	9,399	(177,604)	(346,557)
Revenue						
Realty Transfer	756,680	852,002	860,525	869,125	877,825	886,600
Grants / Interest	1,194	1,400	200	200	200	200
General Fund Transfers	400,000	-	-	-	-	-
Total Rev	1,157,874	853,401	860,725	869,325	878,025	886,800
Expenses:						
Professional Services	(7,000)	-	-	-	-	-
Debt Service	(1,245,698)	(1,273,978)	(1,055,078)	(1,056,328)	(1,046,978)	(1,053,878)
Total Expenses	(1,252,698)	(1,273,978)	(1,055,078)	(1,056,328)	(1,046,978)	(1,053,878)
Net Revenue	(94,824)	(420,577)	(194,353)	(187,003)	(168,953)	(167,078)
Ending Balance	\$624,329	\$203,752	9,399	(177,604)	(346,557)	(513,635)

Radnor Township, PA
Park and Open Space Fund (#22) Budget Worksheet

Account Description	Actual	Actual	Actual	BOC Original Budget	BOC Amended Budget	Full Year Actual		Township Manager Recommended Budget	
	2014	2015	2016	2017	2017	2017	% Δ	2018	% Δ
REVENUES									
Local Enabling Tax									
Local Enabling Tax	706,940	957,663	756,680	750,000	750,000	852,002	-11%	860,525	1%
Total Local Enabling Tax	\$ 706,940	\$ 957,663	\$ 756,680	\$ 750,000	\$ 750,000	\$ 852,002		\$ 860,525	
	(143,521)	250,724	(200,983)	\$(207,663)	\$(207,663)	\$(105,661)		\$ 8,523	
	-17%	35%	-21%	-22%	-22%	-11%		1%	
Interest and Rents									
Interest Earnings	371	354	1,194	200	200	1,400	295%	200	-86%
Total Interest and Rents	\$ 371	\$ 354	\$ 1,194	\$ 200	\$ 200	\$ 1,400		\$ 200	
	131	(16)	840	\$(154)	\$(154)	1,045		\$(1,200)	
	54%	-4%	237%	-44%	-44%	295%		-86%	
Miscellaneous									
Refunds & Miscellaneous	-	100,005	-	-	-	-	-100%	-	n/a
Total Miscellaneous	\$ -	\$ 100,005	\$ -	\$ -	\$ -	\$ -		\$ -	
	-	100,005	(100,005)	\$(100,005)	\$(100,005)	\$(100,005)		\$ -	
	n/a	n/a	-100%	-100%	-100%	-100%		n/a	
Transfers In									
From General Fund	190,958	-	400,000	-	-	-	n/a	-	n/a
From Grant Fund	900,000	-	-	-	-	-	n/a	-	n/a
Total Interest and Rents	\$ 1,090,958	\$ -	\$ 400,000	\$ -	\$ -	\$ -		\$ -	
	1,090,958	(1,090,958)	400,000	\$ -	\$ -	\$ -		\$ -	
	n/a	-100%	n/a	n/a	n/a	n/a		n/a	
Debt Proceeds									
GO Bond Proceeds	9,885,000	-	-	-	-	-	n/a	-	n/a
Bond Premium	114,289	-	-	-	-	-	n/a	-	n/a
Total Debt Proceeds	\$ 9,999,289	\$ -	\$ -	\$ -	\$ -	\$ -		\$ -	
	9,999,289	(9,999,289)	-	\$ -	\$ -	\$ -		\$ -	
	n/a	-100%	n/a	n/a	n/a	n/a		n/a	
TOTAL REVENUES	\$ 11,797,557	\$ 1,058,023	\$ 1,157,874	\$ 750,200	\$ 750,200	\$ 853,401		\$ 860,725	
	10,946,856	(10,739,535)	99,851	\$(307,823)	\$(307,823)	\$(204,621)		\$ 7,324	
	1287%	-91%	9%	-29%	-29%	-19%		1%	

Radnor Township, PA
Park and Open Space Fund (#22) Budget Worksheet

Account Description	Actual	Actual	Actual	BOC Original Budget	BOC Amended Budget	Full Year Actual		Township Manager Recommended Budget	
	2014	2015	2016	2017	2017	2017	% Δ	2018	% Δ
EXPENDITURES									
Other									
Professional Services	63,023	-	7,000	-	7,000	-	n/a	-	n/a
Land Acquisitions	11,846,558	-	-	-	-	-	n/a	-	n/a
Total Other	\$ 11,909,581	\$ -	\$ 7,000	\$ -	\$ 7,000	\$ -		\$ -	
	11,900,381	(11,909,581)	7,000	\$ -	\$ 7,000	\$ -		\$ -	
	129352%	-100%	n/a	n/a	n/a	n/a		n/a	
Debt Service									
Cost of Issuance	141,427	-	-	-	-	-	n/a	-	n/a
Total Debt Service	\$ 141,427	\$ -	\$ -	\$ -	\$ -	\$ -		\$ -	
	141,427	(141,427)	-	\$ -	\$ -	\$ -		\$ -	
	n/a	-100%	n/a	n/a	n/a	n/a		n/a	
Transfers Out									
General Fund	-	-	-	29,480	29,480	29,480	n/a	29,480	0%
Debt Service Fund	714,516	965,814	1,245,698	1,244,498	1,244,498	1,244,498	29%	1,025,598	-18%
Total Transfers Out	\$ 714,516	\$ 965,814	\$ 1,245,698	\$ 1,273,978	\$ 1,273,978	\$ 1,273,978		\$ 1,055,078	
	8,525	251,298	279,884	\$ 308,164	\$ 308,164	\$ 308,164		\$ (218,900)	
	1%	35%	29%	32%	32%	32%		-17%	
TOTAL EXPENDITURES	\$ 12,765,525	\$ 965,814	\$ 1,252,698	\$ 1,273,978	\$ 1,280,978	\$ 1,273,978		\$ 1,055,078	
	12,050,334	(11,799,711)	286,884	\$ 308,164	\$ 315,164	\$ 308,164		\$ (218,900)	
	1685%	-92%	30%	32%	33%	32%		-17%	
FUND BALANCE	2014	2015	2016	2017	2017	2017		2018	
Beginning Fund Balance, January 1	\$ 1,050,431	\$ 161,811	\$ 859,020	\$ 624,329	\$ 624,329	\$ 624,329	286%	\$ 203,752	
Revenues	11,797,557	1,058,023	1,157,874	750,200	750,200	853,401	-19%	860,725	
Expenditures	12,765,525	965,814	1,252,698	1,273,978	1,280,978	1,273,978	32%	1,055,078	
Accrual / Misc Adjustments	79,348	605,000	(139,867)	-	-	-		-	
ENDING FUND BALANCE, December 31	\$ 161,811	\$ 859,020	\$ 624,329	\$ 100,551	\$ 93,551	\$ 203,752	-76%	\$ 9,399	
Increase / (Decrease) In Fund Balance	\$ (888,619)	\$ 697,209	\$ (234,691)	\$ (523,778)	\$ (530,778)	\$ (420,577)		\$ (194,353)	

Radnor Township, PA
2018 Township Manager Recommended Budget

Willows Enterprise Fund #23

Radnor Township, PA
Willows Fund (#023)
2018 Operating Budget Narrative



Department Summary:

The Willows Property is a 47-acre estate owned by Radnor Township that includes the Willows Park, Mansion and Cottage. Public Works and the Recreation & Community Programming Department work closely to oversee the property.

The Mansion has been closed for events for nearly six years as the Township has evaluated several public-private partnerships and other proposals. Currently, the Board of Commissioners is evaluating the condition of the structure along with options to restore the Mansion to some state to allow for future use. All options are being considered, with no time-table for decision. Until then, the accounting activity in this fund is limited to keeping the lights on, so-to-speak.

Line Item Descriptions:

Line Item	Description
Wages: Salaries 23-452-4010	No activity
Utilities 23-452-4210	Electric and gas needed to keep the mansion warm enough to prevent frozen pipes and to keep the building's security system running.
Communications 23-452-4220	The internet costs associated with the security system
Operating Supplies 23-452-4250	Items needed to cover clean-up and other minor repair items that may come up during the year
Contractual Services 23-452-4360	Services needed for major or skilled repairs
Professional Services 23-452-4370	No activity
Minor Office Equipment 23-452-4410	No activity
Maintenance and Repair: Buildings and Fixtures 23-452-4420	Expenses needed to make repairs to the Mansion as they come up. These funds are not meant to cover any renovations or improvements to the Mansion.

Radnor Township, PA
Willows Fund (#23) Budget Worksheet

Account Description	Actual	Actual	Actual	BOC Original Budget	BOC Amended Budget	Full Year Actual		Township Manager Recommended Budget	
	2014	2015	2016	2017	2017	2017	%Δ	2018	%Δ
REVENUES									
Interest and Rents									
Interest & Rents	14	11	33	10	10	98	781%	10	-90%
Willows Events	-	-	-	-	-	-	n/a	-	n/a
Total Interest and Rents	\$ 14	\$ 11	\$ 33	\$ 10	\$ 10	\$ 98		\$ 10	
	\$ (24,428)	\$ (3)	\$ 22	\$ (1)	\$ (1)	\$ 87		\$ (88)	
	-100%	-19%	196%	-10%	-10%	781%		-90%	
Transfers In									
From General Fund	-	65,000	15,000	-	-	70,000	8%	-	-100%
Total Transfers In	\$ -	\$ 65,000	\$ 15,000	\$ -	\$ -	\$ 70,000		\$ -	
	\$ -	\$ 65,000	\$ (50,000)	\$ (65,000)	\$ (65,000)	\$ 5,000		\$ (70,000)	
	n/a	n/a	-77%	-100%	-100%	8%		-100%	
Willows Cottage Grants									
Interest Earnings	-	-	-	-	-	-	n/a	-	n/a
Grant Proceeds	-	-	-	-	-	-	n/a	-	n/a
Total Willows Cottage Grants	\$ -	\$ -	\$ -	\$ -	\$ -	\$ -		\$ -	
	\$ -	\$ -	\$ -	\$ -	\$ -	\$ -		\$ -	
	n/a	n/a	n/a	n/a	n/a	n/a		n/a	
TOTAL REVENUES	\$ 14	\$ 65,011	\$ 15,033	\$ 10	\$ 10	\$ 70,098		\$ 10	
	\$ (24,428)	\$ 64,997	\$ (49,978)	\$ (65,001)	\$ (65,001)	\$ 5,087		\$ (70,088)	
	-100%	472022%	-77%	-100%	-100%	8%		-100%	

Radnor Township, PA
Willows Fund (#23) Budget Worksheet

Account Description	Actual	Actual	Actual	BOC Original Budget	BOC Amended Budget	Full Year Actual		Township Manager Recommended Budget	
	2014	2015	2016	2017	2017	2017	%Δ	2018	%Δ
EXPENDITURES									
Willows Operations									
Salaries	1,350	415	290	-	-	-	-100%	-	n/a
Sick Pay Bonus	-	-	-	-	-	-	n/a	-	n/a
Medical Expense Reimb.	-	-	-	-	-	-	n/a	-	n/a
Social Security Taxes	103	32	23	-	-	-	-100%	-	n/a
Utilities	19,138	9,407	8,242	10,000	10,000	7,343	-22%	10,000	36%
Communications	846	-	-	-	-	-	n/a	-	n/a
Postage	-	-	-	-	-	-	n/a	-	n/a
Operating Supplies	706	-	-	-	88	110	n/a	-	-100%
Contractual Services	3,501	6,941	5,300	7,000	7,225	(237)	-103%	7,000	n/a
Professional Services	-	-	-	-	7,500	38,907	n/a	-	-100%
Minor Office Equipment	-	-	-	-	-	-	n/a	-	n/a
Maint. & Repairs: Bldgs & Fixtures	(11,069)	12,835	1,348	50,000	58,000	44,982	250%	10,000	-78%
Maint. & Repairs: Mach & Equipment	-	928	-	-	-	5,500	492%	-	-100%
Capital Improvements	-	4,200	-	-	-	-	-100%	-	n/a
Total Willows Operations	\$ 14,576	\$ 34,759	\$ 15,203	\$ 67,000	\$ 82,813	\$ 96,604		\$ 27,000	
	\$ (43,083)	\$ 20,183	\$ (19,556)	\$ 32,241	\$ 48,054	\$ 61,846		\$ (69,604)	
	-75%	138%	-56%	93%	138%	178%		-72%	
Employee Benefits									
Social Security Taxes	-	-	-	-	-	-	n/a	-	n/a
Total Employee Benefits	\$ -	\$ -	\$ -	\$ -	\$ -	\$ -		\$ -	
	\$ -	\$ -	\$ -	\$ -	\$ -	\$ -		\$ -	
	n/a	n/a	n/a	n/a	n/a	n/a		n/a	
Debt Service									
Interest	-	-	-	-	-	-	n/a	-	n/a
Principal	-	-	-	-	-	-	n/a	-	n/a
Total Debt Service	\$ -	\$ -	\$ -	\$ -	\$ -	\$ -		\$ -	
	\$ -	\$ -	\$ -	\$ -	\$ -	\$ -		\$ -	
	n/a	n/a	n/a	n/a	n/a	n/a		n/a	
Transfers out									
General Fund	-	-	-	-	-	-	n/a	-	n/a
Debt Service	-	-	-	-	-	-	n/a	-	n/a
Total Transfers Out	\$ -	\$ -	\$ -	\$ -	\$ -	\$ -		\$ -	
	\$ (41,811)	\$ -	\$ -	\$ -	\$ -	\$ -		\$ -	
	-100%	n/a	n/a	n/a	n/a	n/a		n/a	
TOTAL EXPENDITURES	\$ 14,576	\$ 34,759	\$ 15,203	\$ 67,000	\$ 82,813	\$ 96,604		\$ 27,000	
	\$ (84,894)	\$ 20,183	\$ (19,556)	\$ 32,241	\$ 48,054	\$ 61,846		\$ (69,604)	
	-85%	138%	-56%	93%	138%	178%		-72%	
FUND BALANCE									
Beginning Fund Balance, January 1	\$ 85,937	\$ 71,286	\$ 99,722	\$ 99,552	\$ 99,552	\$ 99,552	40%	\$ 73,046	
Revenues	14	65,011	15,033	10	10	70,098	8%	10	
Expenditures	14,576	34,759	15,203	67,000	82,813	96,604	178%	27,000	
Accrual / Misc Adjustments	(89)	(1,817)	-	-	-	-		-	
ENDING FUND BALANCE, December 31	\$ 71,286	\$ 99,722	\$ 99,552	\$ 32,562	\$ 16,749	\$ 73,046	-27%	\$ 46,056	
Increase / (Decrease) In Fund Balance	\$ (14,651)	\$ 28,436	\$ (170)	\$ (66,990)	\$ (82,803)	\$ (26,506)		\$ (26,990)	

Radnor Township, PA
2018 Township Manager Recommended Budget

Debt Service Fund #24

Radnor Township, PA
Debt Service Fund (#024)
2018 Operating Budget Narrative



Department Summary:

This fund was created by the Board of Commissioners in 2009 to account specifically for the retirement of bond issues and other debt obligations. The proceeds of the fund are dependent upon what the proceeds of the bonds were used for. For 2018 the following tables summarize the budgeted activity.

The Township's outstanding principal debt balance at December 31, 2017 will be \$56,825,000, down from \$59,635,000 at December 31, 2016. In 2018, the Township will pay down another \$2,600,000 in principal, ending 2018 with an outstanding balance of \$54,225,000. The beginning outstanding balance is made up of \$43,675,000 in non-voted general obligations of the Township and \$13,150,000 in voted open space bonds. Currently the Township has six bonds outstanding, Series 2015 (refunded 2009 Bonds which were originally the 2002AA and 2004A bonds), Series 2010 (refunded 2002A), Series 2012 (refunded 2007), 2013 (refunded 2004 / eliminated the Swap Agreement), Series 2014 open space bonds (Ardrossan), Series 2015 library improvement bonds, and Series 2016 park/trail improvement bonds. The table below reflects the summary of budgeted debt obligation transactions for 2018.

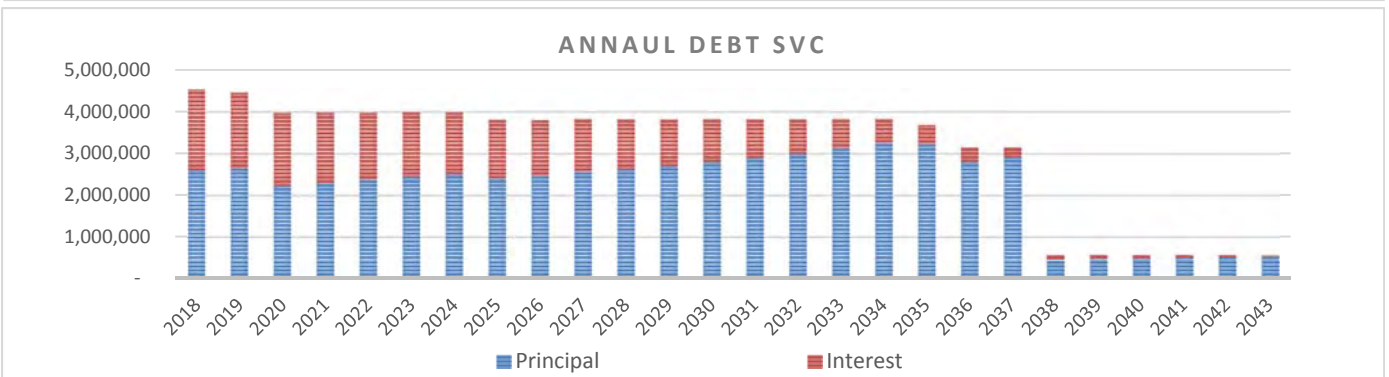
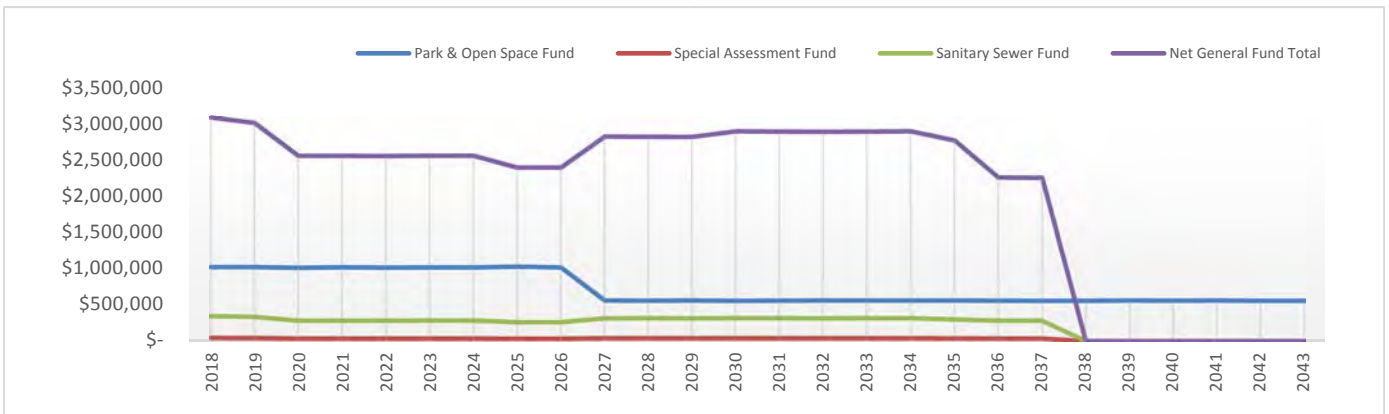
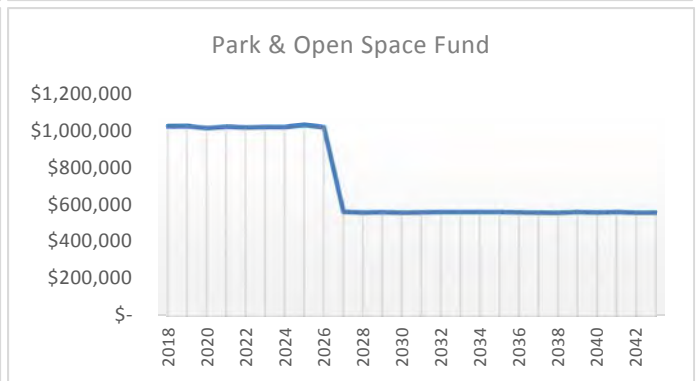
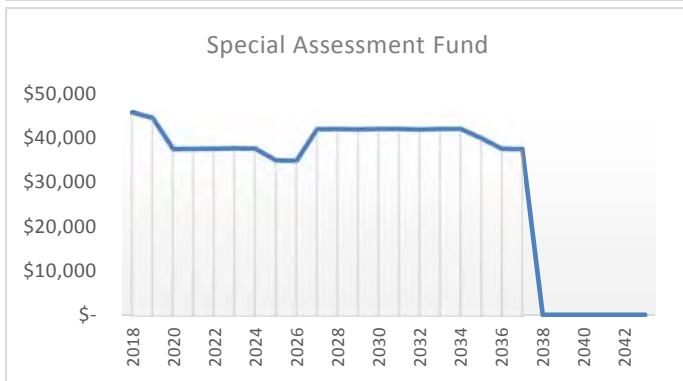
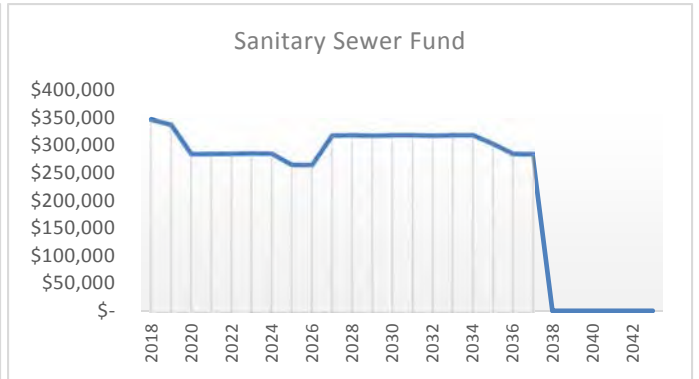
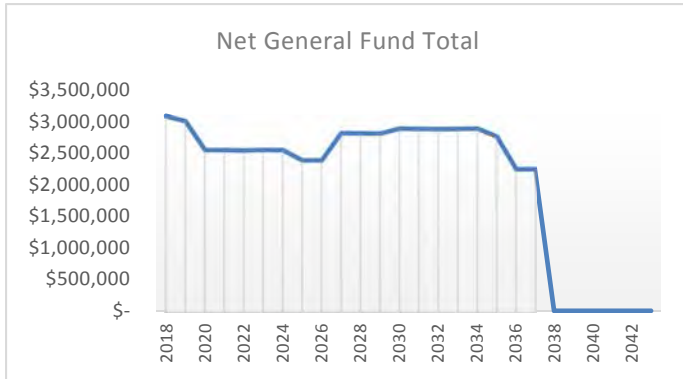
Issue	Final Year of Maturity	Original Principal Amount	Balance January 1, 2018	2018 Additions	2018 Reductions	Balance December 31, 2018	Interest Payments
Non-Voted General Obligation Bonds:							
2012 Series Refund	2037	16,360,000	16,195,000	-	35,000	16,160,000	620,323
2013 Series Refund	2034	18,210,000	16,720,000	-	1,175,000	15,545,000	559,831
2015 Series Refund/Libr.	2035	7,740,000	5,485,000	-	530,000	4,955,000	222,888
2016 Series Park/Trail	2035	5,765,000	5,275,000	-	235,000	5,040,000	135,420
Subtotal			43,675,000	-	1,975,000	41,700,000	1,538,462

Voted Open Space General Obligation Bonds							
2014 Series Ardrossan	2043	9,885,000	9,405,000	-	245,000	9,160,000	316,310
2015 Series Ref Various	2026	4,965,000	3,745,000	-	380,000	3,365,000	84,288
Subtotal			13,150,000	-	625,000	12,525,000	400,598
Grand Totals			56,825,000	-	2,600,000	54,225,000	1,939,060

The Township has utilized the bond issuances through the years to fund various activities. The following table reflects the sources of revenue being used to satisfy the 2018 debt service.

Fund	Amount
General Fund – General Revenues / Real Estate Taxes	\$3,090,518
Sewer Fund – Sewer Rent	346,992
Special Assessment Fund – Infrastructure Projects	45,889
Parks & Open Space Fund – Real Estate Transfer Tax and Voted Millage	1,025,598
Wayne Art Center Repayment	30,063
Library Repayment (eliminated in 2010)	-
Total	\$4,539,060

Radnor Township, PA Debt Service Fund (#024) 2018 Operating Budget Narrative



Radnor Township, PA
Debt Service Fund (#24) Budget Worksheet

Account Description	Actual	Actual	Actual	BOC Original Budget	BOC Amended Budget	Full Year Actual		Township Manager Recommended Budget	
	2014	2015	2016	2017	2017	2017	%Δ	2018	%Δ
REVENUES:									
Interest and Rents:									
Interest & Rents	1	-	-	-	-	143	n/a	-	-100.0%
Total Interest and Rents	\$ 1	\$ -	\$ -	\$ -	\$ -	\$ 143		\$ -	
	\$ 1	\$ (1)	\$ -	\$ -	\$ -	\$ 143		\$ (143)	
	n/a	-100%	n/a	n/a	n/a	n/a		-100%	
Debt Repayment Proceeds									
Miscellaneous	-	-	-	-	-	-	n/a	-	
Art Center / Fire Company Pmts	50,438	191,062	110,561	110,519	110,519	110,530	-42%	30,063	-72.8%
Total Debt Repayment Proceeds	\$ 50,438	\$ 191,062	\$ 110,561	\$ 110,519	\$ 110,519	\$ 110,530		\$ 30,063	
	\$ (92,140)	\$ 140,623	\$ (80,501)	\$ (80,543)	\$ (80,543)	\$ (80,531)		\$ (80,468)	
	-65%	279%	-42%	-42%	-42%	-42%		-73%	
Transfers In (from other Funds):									
From Special Assessment Fund	49,819	49,819	49,899	45,539	45,539	45,539	-9%	45,889	0.8%
From General Fund	2,673,000	2,924,000	2,997,000	2,991,146	2,991,146	3,145,512	8%	3,090,519	-1.7%
From Sewer Fund	368,550	368,550	369,147	344,356	344,356	-	-100%	346,992	n/a
From Parks & Open Space Fund	714,516	965,814	1,245,698	1,244,498	1,244,498	1,454,980	51%	1,025,598	-29.5%
From Willows Fund	-	-	-	-	-	-	n/a	-	n/a
Total Transfers In	\$ 3,805,885	\$ 4,308,183	\$ 4,661,744	\$ 4,625,539	\$ 4,625,539	\$ 4,646,030		\$ 4,508,998	
	\$ (425,929)	\$ 502,298	\$ 353,561	\$ 317,356	\$ 317,356	\$ 337,847		\$ (137,033)	
	7%	7%	8%	7%	7%	8%			
Refunding Bond Proceeds									
Bond Proceeds	-	-	-	-	-	-	n/a	-	
Bond Premiums	-	-	-	-	-	-	n/a	-	
Total Refunding Bond Proceeds	\$ -	\$ -	\$ -	\$ -	\$ -	\$ -		\$ -	
	\$ (18,883,902)	\$ -	\$ -	\$ -	\$ -	\$ -		\$ -	
	-100%	n/a	n/a	n/a	n/a	n/a		-3%	
TOTAL DEBT SERVICE FUND REVENUE	\$ 3,856,324	\$ 4,499,245	\$ 4,772,305	\$ 4,736,058	\$ 4,736,058	\$ 4,756,704		\$ 4,539,060	
	\$ (19,401,970)	\$ 642,921	\$ 273,060	\$ 236,813	\$ 236,813	\$ 257,459		\$ (217,644)	
	-83.42%	16.67%	6.07%	5%	5%	6%		-5%	
EXPENDITURES:									
Miscellaneous:									
Service Charges Refunding	-	-	-	-	-	-	n/a	-	n/a
Cost of Issuance Refunding	-	-	-	-	-	-	n/a	-	n/a
Total Miscellaneous	\$ -	\$ -	\$ -	\$ -	\$ -	\$ -		\$ -	
	\$ (197,035)	\$ -	\$ -	\$ -	\$ -	\$ -		\$ -	
	-100%	n/a	n/a	n/a	n/a	n/a		n/a	
Debt Service:									
Interest	1,683,097	1,720,685	1,936,906	1,926,058	1,926,058	1,944,522	13%	1,939,059	-0.3%
Principal	2,495,000	2,700,000	2,835,000	2,810,000	2,810,000	2,787,549	3%	2,600,000	-6.7%
Refunding Principal Redemption	-	-	-	-	-	-	n/a	-	n/a
Total Debt Service	\$ 4,178,097	\$ 4,420,685	\$ 4,771,906	\$ 4,736,058	\$ 4,736,058	\$ 4,732,071		\$ 4,539,059	
	\$ (18,887,848)	\$ 242,588	\$ 351,221	\$ 315,373	\$ 315,373	\$ 311,386		\$ (193,012)	
	-82%	6%	8%	7%	7%	7%		-4%	
TOTAL DEBT SERVICE EXPENDITURE	\$ 4,178,097	\$ 4,420,685	\$ 4,771,906	\$ 4,736,058	\$ 4,736,058	\$ 4,732,071		\$ 4,539,059	
	\$ (19,084,883)	\$ 242,588	\$ 351,221	\$ 315,373	\$ 315,373	\$ 311,386		\$ (193,012)	
	-82.04%	5.81%	7.94%	7%	7%	7%		-4%	
FUND BALANCE	2014	2015	2016	2017	2017	2017	%Δ	2018	
Beginning Fund Balance, January 1	\$ 1,446,035	\$ 1,204,728	\$ 1,067,520	\$ 1,067,919	\$ 1,067,919	\$ 1,067,919	-11%	\$ 1,092,552	
Revenues	3,856,324	4,499,245	4,772,305	4,736,058	4,736,058	4,756,704	6%	4,539,060	
Expenditures	4,178,097	4,420,685	4,771,906	4,736,058	4,736,058	4,732,071	7%	4,539,059	
Accrual / Misc Adjustments	80,466	(215,768)	-	-	-	-		-	
Ending Fund Balance, December 1	\$ 1,204,728	\$ 1,067,520	\$ 1,067,919	\$ 1,067,919	\$ 1,067,919	\$ 1,092,552	2%	\$ 1,092,553	
Increase / (Decrease) In Fund Balance	\$ (241,307)	\$ (137,208)	\$ 399	\$ -	\$ -	\$ 24,633		\$ 1	

Radnor Township, PA
2018 Township Manager Recommended Budget

Exhibit A: Supplemental Information Section

Radnor Township, PA
2018 Township Manager Recommended Budget

2018 Fund Activity and Balance Summary Worksheet

Radnor Township, PA
Budget Fund Total Activity
For the Year Budgeted - 2018



	General Fund	Sewer Fund	Liquid Fuels Fund	Storm Water Mgmt. Fund	Capital Improvement Fund	Special Assessment Fund	Investigation Fund	DOJ Equitable Sharing Fund	Commem. Shade Tree Fund	Grant Fund	R9 Police Fund	\$8.0M Settlement Fund	Park Impact Fee Fund	Parks & Open Space Fund	Debt Service Fund	Aggregate Total For Governmental Funds	Enterprise Willows Fund	GRAND TOTAL ALL FUNDS
REVENUES																		
Taxes																		
Real Estate Tax	\$ 12,712,800	\$ -	\$ -	\$ -	\$ -	\$ -	\$ -	\$ -	\$ -	\$ -	\$ -	\$ -	\$ -	\$ -	\$ -	\$ 12,712,800	\$ -	\$ 12,712,800
Real Estate Transfer Tax	2,581,575	-	-	-	-	-	-	-	-	-	-	-	-	860,525	-	3,442,100	-	3,442,100
Mercantile Tax	1,207,000	-	-	-	-	-	-	-	-	-	-	-	-	-	-	1,207,000	-	1,207,000
Local Services Tax	1,029,200	-	-	-	-	-	-	-	-	-	-	-	-	-	-	1,029,200	-	1,029,200
Amusement Tax	25,000	-	-	-	-	-	-	-	-	-	-	-	-	-	-	25,000	-	25,000
Business Privilege Tax	9,931,270	-	-	-	-	-	-	-	-	-	-	-	-	-	-	9,931,270	-	9,931,270
Total Taxes	\$ 27,486,845	\$ -	\$ -	\$ -	\$ -	\$ -	\$ -	\$ -	\$ -	\$ -	\$ -	\$ -	\$ -	\$ 860,525	\$ -	\$ 28,347,370	\$ -	\$ 28,347,370
Permits and Licenses																		
Building Permits	1,676,500	-	-	-	-	-	-	-	-	-	-	-	35,000	-	-	1,711,500	-	1,711,500
Cable TV	725,000	-	-	-	-	-	-	-	-	-	-	-	-	-	-	725,000	-	725,000
All Others	1,052,700	-	-	-	-	-	-	-	-	-	-	-	-	-	-	1,052,700	-	1,052,700
Total Permits and Licenses	\$ 3,454,200	\$ -	\$ -	\$ -	\$ -	\$ -	\$ -	\$ -	\$ -	\$ -	\$ -	\$ -	\$ 35,000	\$ -	\$ -	\$ 3,489,200	\$ -	\$ 3,489,200
Other Sources																		
Fines	600,000	-	-	-	-	-	-	-	-	-	-	-	-	-	-	600,000	-	600,000
Interest and Rents	350,000	18,647	-	20,000	6,000	325	10	-	2	-	-	3,500	-	200	-	399,684	10	399,694
Grants and Gifts	1,521,279	-	873,082	-	-	-	-	-	18,000	-	-	-	-	-	-	2,412,361	-	2,412,361
Department Earnings	1,618,500	4,946,643	-	1,104,000	-	-	-	-	-	-	-	-	-	-	-	7,669,143	-	7,669,143
Special Assessments	-	-	-	-	-	49,900	-	-	-	-	-	-	-	-	-	49,900	-	49,900
Refunds and Miscellaneous	316,000	22,942	-	15,000	190,000	-	5,490	-	-	-	-	-	-	-	-	549,432	-	549,432
Debt Repayment Agreements	-	-	-	-	-	-	-	-	-	-	-	-	-	-	30,063	-	30,063	
Total Other Sources	\$ 4,405,779	\$ 4,988,232	\$ 874,082	\$ 1,139,000	\$ 196,000	\$ 50,225	\$ 5,500	\$ -	\$ 18,002	\$ -	\$ -	\$ 3,500	\$ -	\$ 200	\$ 30,063	\$ 11,710,583	\$ 10	\$ 11,710,593
TOTAL REVENUES	\$ 35,346,824	\$ 4,988,232	\$ 874,082	\$ 1,139,000	\$ 196,000	\$ 50,225	\$ 5,500	\$ -	\$ 18,002	\$ -	\$ -	\$ 3,500	\$ 35,000	\$ 860,725	\$ 30,063	\$ 43,547,153	\$ 10	\$ 43,547,163
EXPENSES																		
General Government	3,318,526	172,356	-	-	593,250	-	-	-	-	-	-	409,066	-	-	-	4,493,198	-	4,493,198
Protection to Persons & Property	11,762,377	-	-	-	674,936	-	5,500	-	-	-	-	-	-	-	-	12,442,813	-	12,442,813
Public Works	6,781,217	5,518,667	50,000	315,470	560,919	-	-	-	-	-	-	-	-	-	-	13,226,273	-	13,226,273
Library	934,600	-	-	-	-	-	-	-	-	-	-	-	-	-	-	934,600	-	934,600
Park & Recreation	2,773,156	-	-	-	428,312	-	-	-	42,000	-	-	342,820	-	-	-	3,586,288	27,000	3,613,288
Retiree Benefit Expenses	4,290,780	-	-	-	-	-	-	-	-	-	-	-	-	-	-	4,290,780	-	4,290,780
Community Org. Contributions	327,059	-	-	-	-	-	-	-	-	-	-	-	-	-	-	327,059	-	327,059
Capital Outlay	-	1,052,443	824,082	1,850,000	849,107	-	-	-	-	-	-	-	-	-	-	4,575,632	-	4,575,632
Debt Service	-	-	-	-	-	-	-	-	-	-	-	-	-	-	4,539,059	-	4,539,059	
TOTAL EXPENSES	\$ 30,187,714	\$ 6,743,466	\$ 874,082	\$ 2,165,470	\$ 3,106,524	\$ -	\$ 5,500	\$ -	\$ 42,000	\$ -	\$ -	\$ 751,886	\$ -	\$ -	\$ 4,539,059	\$ 48,415,701	\$ 27,000	\$ 48,442,701
Operating Surplus / (Deficit)	\$ 5,159,110	\$ (1,755,234)	\$ -	\$ (1,026,470)	\$ (2,910,524)	\$ 50,225	\$ -	\$ -	\$ (23,998)	\$ -	\$ -	\$ (748,386)	\$ 35,000	\$ 860,725	\$ (4,508,996)	\$ (4,868,548)	\$ (26,990)	\$ (4,895,538)
INTRA-FUND TRANSFERS:																		
Transfers for Interfund Loan Repayments	29,480	-	-	-	-	-	-	-	-	-	-	-	-	(29,480)	-	-	-	-
Transfers for Funding Allocations	(25,000)	-	-	-	-	-	-	-	25,000	-	-	-	-	-	-	-	-	-
Transfers for Capital Funding	(1,573,917)	-	-	-	1,573,917	-	-	-	-	-	-	-	-	-	-	-	-	-
Transfers for Debt Payments	(3,090,520)	(346,992)	-	-	-	(45,539)	-	-	-	-	-	-	-	(1,055,598)	4,508,998	349	-	349
TOTAL TRANSFER ACTIVITY	\$ (4,659,957)	\$ (346,992)	\$ -	\$ -	\$ 1,573,917	\$ (45,539)	\$ -	\$ -	\$ 25,000	\$ -	\$ -	\$ -	\$ -	\$ (1,055,078)	\$ 4,508,998	\$ 349	\$ -	\$ 349
FUND BALANCE																		
Beginning Fund Balance (Adjusted)	10,559,444	(2,347,887)	212,842	1,773,725	2,026,860	182,038	4,884	-	165,232	12,392	27,707	729,250	325,342	203,752	1,092,552	14,968,132	73,046	15,041,179
Operating Surplus / (Deficit)	5,159,110	(1,755,234)	-	(1,026,470)	(2,910,524)	50,225	-	-	(23,998)	-	-	(748,386)	35,000	860,725	(4,508,996)	(4,868,548)	(26,990)	(4,895,538)
Net Interfund Transfer Activity	(4,659,957)	(346,992)	-	-	1,573,917	(45,539)	-	-	25,000	-	-	-	-	(1,055,078)	4,508,998	349	-	349
Ending Fund Balance (Estimated)	\$ 11,058,598	\$ (4,450,113)	\$ 212,842	\$ 747,255	\$ 690,253	\$ 186,724	\$ 4,884	\$ -	\$ 166,234	\$ 12,392	\$ 27,707	\$ (19,136)	\$ 360,342	\$ 9,399	\$ 1,092,553	\$ 10,099,933	\$ 46,056	\$ 10,145,990

Radnor Township, PA
2018 Township Manager Recommended Budget

Real Estate Tax Assumption

Millage Rate History

Radnor Township, PA
Township Assessed Valuation and Rates of Real Estate Taxation
For the Years Ending 2000 - 2017



Year	Assessed Value Breakdown					Taxable Assessment Information			Millage Information		
	Tax Exempt	Residential	Commercial	Other Property	Total Assessment	Total Taxable	Annual % Δ	Running 5 Year CAGR %	Millage Rate	Annual % Δ	Running 5 Year CAGR %
2000	\$ 393,867,910	\$ 1,827,631,476	\$ 962,846,955	\$ 76,844,247	\$ 3,261,190,588	\$ 2,867,322,678	n/a	n/a	2.5500	n/a	n/a
2001	\$ 393,867,910	\$ 1,866,076,027	\$ 983,100,841	\$ 78,460,698	\$ 3,321,505,476	\$ 2,927,637,566	2.10%	n/a	2.5500	0.00%	n/a
2002	\$ 385,756,733	\$ 1,915,307,513	\$ 983,100,841	\$ 78,460,698	\$ 3,362,625,785	\$ 2,976,869,052	1.68%	n/a	2.3500	-7.84%	n/a
2003	\$ 385,756,733	\$ 1,934,879,737	\$ 992,392,482	\$ 79,066,714	\$ 3,392,095,666	\$ 3,006,338,933	0.99%	n/a	2.3500	0.00%	n/a
2004	\$ 385,756,733	\$ 1,951,398,399	\$ 988,072,742	\$ 78,466,376	\$ 3,403,694,250	\$ 3,017,937,517	0.39%	n/a	2.5600	8.94%	n/a
2005	\$ 385,756,733	\$ 1,965,072,901	\$ 994,996,703	\$ 79,016,231	\$ 3,424,842,568	\$ 3,039,085,835	0.70%	1.17%	2.7900	8.98%	1.82%
2006	\$ 407,686,215	\$ 2,306,908,769	\$ 711,846,537	\$ 45,231,948	\$ 3,471,673,469	\$ 3,063,987,254	0.82%	0.91%	3.0100	7.89%	3.37%
2007	\$ 407,541,105	\$ 2,333,987,261	\$ 706,971,527	\$ 43,784,084	\$ 3,492,283,977	\$ 3,084,742,872	0.68%	0.71%	3.0100	0.00%	5.08%
2008	\$ 427,700,645	\$ 2,374,223,989	\$ 683,048,147	\$ 42,539,224	\$ 3,527,512,005	\$ 3,099,811,360	0.49%	0.61%	3.0100	0.00%	5.08%
2009	\$ 444,577,193	\$ 2,399,381,717	\$ 684,171,717	\$ 47,765,544	\$ 3,575,896,171	\$ 3,131,318,978	1.02%	0.74%	3.0100	0.00%	3.29%
2010	\$ 445,876,898	\$ 2,404,787,156	\$ 680,386,421	\$ 46,157,028	\$ 3,577,207,503	\$ 3,131,330,605	0.00%	0.60%	3.3411	11.00%	3.67%
2011	\$ 448,146,338	\$ 2,404,723,368	\$ 675,657,684	\$ 44,557,628	\$ 3,573,085,018	\$ 3,124,938,680	-0.20%	0.39%	3.6411	8.98%	3.88%
2012	\$ 448,267,948	\$ 2,426,398,552	\$ 678,489,534	\$ 42,417,098	\$ 3,595,573,132	\$ 3,147,305,184	0.72%	0.40%	3.7511	3.02%	4.50%
2013	\$ 448,741,948	\$ 2,434,177,164	\$ 677,339,914	\$ 41,270,105	\$ 3,601,529,131	\$ 3,152,787,183	0.17%	0.34%	3.7511	0.00%	4.50%
2014	\$ 446,216,948	\$ 2,456,745,267	\$ 679,253,194	\$ 40,038,325	\$ 3,622,253,734	\$ 3,176,036,786	0.74%	0.28%	3.7511	0.00%	4.50%
2015	\$ 446,742,488	\$ 2,476,346,460	\$ 653,004,104	\$ 41,695,537	\$ 3,617,788,589	\$ 3,171,046,101	-0.16%	0.25%	3.7511	0.00%	2.34%
2016	\$ 446,358,268	\$ 2,496,459,218	\$ 651,319,891	\$ 45,412,937	\$ 3,639,550,314	\$ 3,193,192,046	0.70%	0.43%	3.9228	4.58%	1.50%
2017	\$ 449,155,488	\$ 2,511,862,686	\$ 669,662,901	\$ 47,501,830	\$ 3,678,182,905	\$ 3,229,027,417	1.12%	0.51%	3.9228	0.00%	0.90%

Change

(384,220)

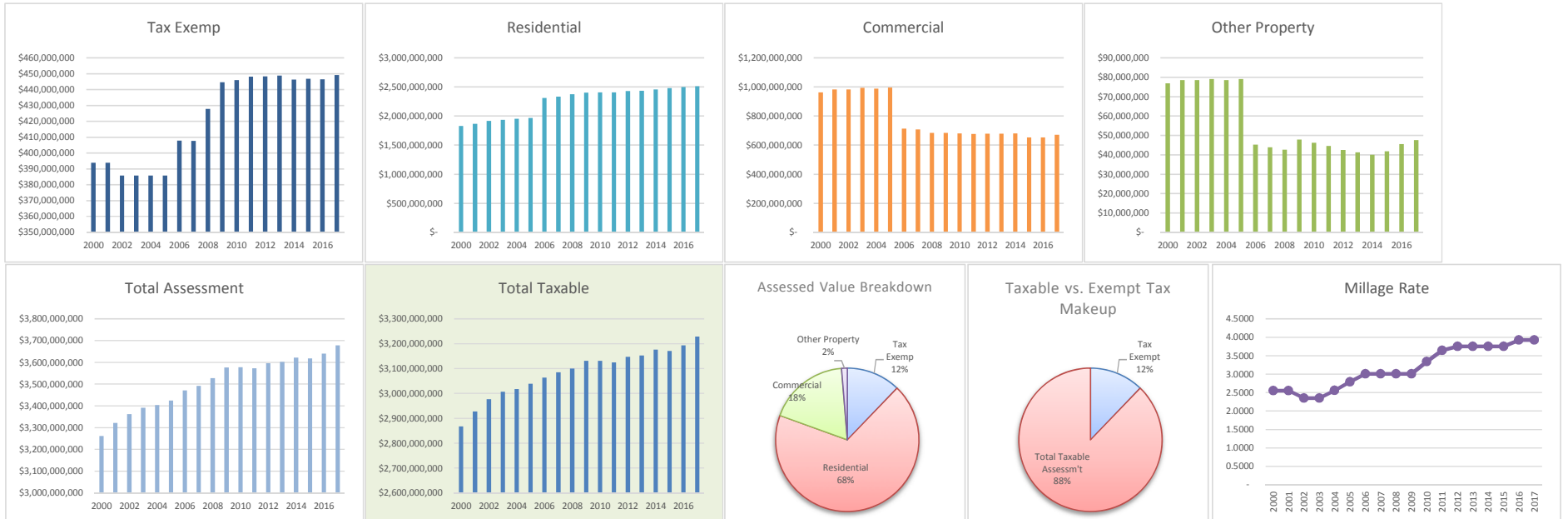
20,112,758

(1,684,213)

3,717,400

21,761,725

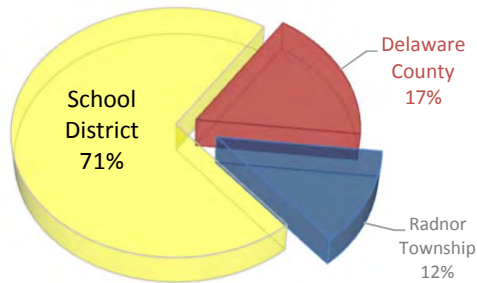
*County wide re-assessment, eff. January 2000



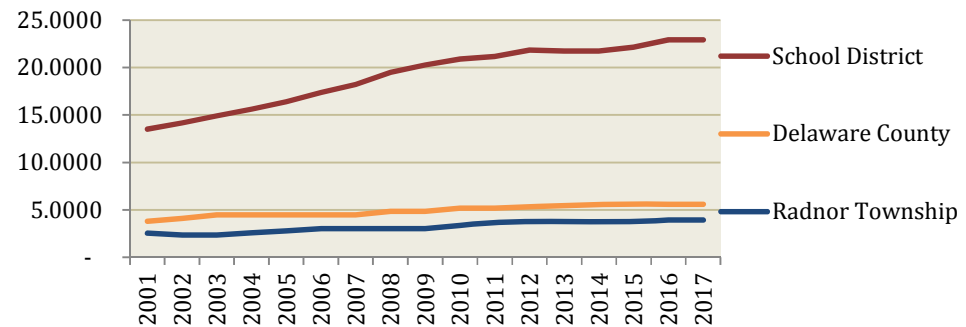
Radnor Township, PA
Real Estate Tax Breakdown
For the Years 2001-2017

Year	Total Assessed Value [c]	Taxable Assessed Value [c]	% Change	Millage Rates							
				School District	% Change	Delaware County	% Change	Radnor Township	% Change	Total	% Change
2001	\$ 3,321,505,476	\$ 2,927,637,566	2.1%	13.5000	n/a	3.8000	n/a	2.5500	n/a	19.8500	n/a
2002	\$ 3,362,625,785	\$ 2,976,869,052	1.7%	14.1700	5.0%	4.1020	7.9%	2.3500	-7.8%	20.6220	3.9%
2003	\$ 3,392,095,666	\$ 3,006,338,933	1.0%	14.9200	5.3%	4.4500	8.5%	2.3500	0.0%	21.7200	5.3%
2004	\$ 3,403,694,250	\$ 3,017,937,517	0.4%	15.6400	4.8%	4.4500	0.0%	2.5600	8.9%	22.6500	4.3%
2005	\$ 3,424,842,568	\$ 3,039,085,835	0.7%	16.4100	4.9%	4.4500	0.0%	2.7900	9.0%	23.6500	4.4%
2006	\$ 3,471,673,469	\$ 3,063,987,254	0.8%	17.3670	5.8%	4.4500	0.0%	3.0100	7.9%	24.8270	5.0%
2007	\$ 3,492,283,977	\$ 3,084,742,872	0.7%	18.2359	5.0%	4.4500	0.0%	3.0100	0.0%	25.6959	3.5%
2008	\$ 3,527,512,005	\$ 3,099,811,360	0.5%	19.5118	7.0%	4.8250	8.4%	3.0100	0.0%	27.3468	6.4%
2009	\$ 3,575,896,171	\$ 3,131,318,978	1.0%	20.2730	3.9%	4.8250	0.0%	3.0100	0.0%	28.1080	2.8%
2010	\$ 3,577,207,503	\$ 3,131,330,605	0.0%	20.8681	2.9%	5.1840	7.4%	3.3411	11.0%	29.3932	4.6%
2011	\$ 3,573,085,018	\$ 3,124,938,680	-0.2%	21.1439	1.3%	5.1840	0.0%	3.6411	9.0%	29.9690	2.0%
2012	\$ 3,595,573,132	\$ 3,147,305,184	0.7%	21.8227	3.2%	5.3040	2.3%	3.7511	3.0%	30.8778	3.0%
2013	\$ 3,601,529,131	\$ 3,152,787,183	0.2%	21.7122	-0.5%	5.4520	2.8%	3.7511	0.0%	31.0258	0.5%
2014	\$ 3,622,253,734	\$ 3,176,036,786	0.7%	21.7122	0.0%	5.6040	2.8%	3.7511	0.0%	31.0673	0.1%
2015	\$ 3,617,788,589	\$ 3,171,046,101	-0.2%	22.1247	1.9%	5.6040	0.0%	3.7511	0.0%	31.4798	1.3%
2016	\$ 3,639,550,314	\$ 3,193,192,046	0.0%	22.9262	3.6%	5.6040	0.0%	3.9228	4.6%	32.4530	3.1%
2017	\$ 3,678,182,905	\$ 3,229,027,417	0.0%	22.9262	0.0%	5.6040	0.0%	3.9228	0.0%	32.4530	0.0%

TOTAL MILLAGE RATE DISTRIBUTION



Historical Millage Rates



Footnotes:

1. The School District Millage Rates run from July 1 - June 30. In the table above, the year in which the school district millage is included, is the year in which the School District adopted that millage rate. For example, the 2012 Millage rate of 21.8227 is for the July 1, 2012 - June 30, 2013 school year.
2. As a result of footnote #1, the Total millage rate adds the millage rates for the Township and County, plus the most recently approved rate from the School District. For example, the 2013 Total millage rate includes the 2013 millage rates for the Township and County, plus the 2012 millage rate from the School District

Sources:

- (a) School Millage Rates: School District Records
- (b) County Millage Rates: Phone call confirmation
- (c) Township Millage Rates: Township Records / CAFR

Radnor Township, PA
2018 Township Manager Recommended Budget

Consumer Price Index

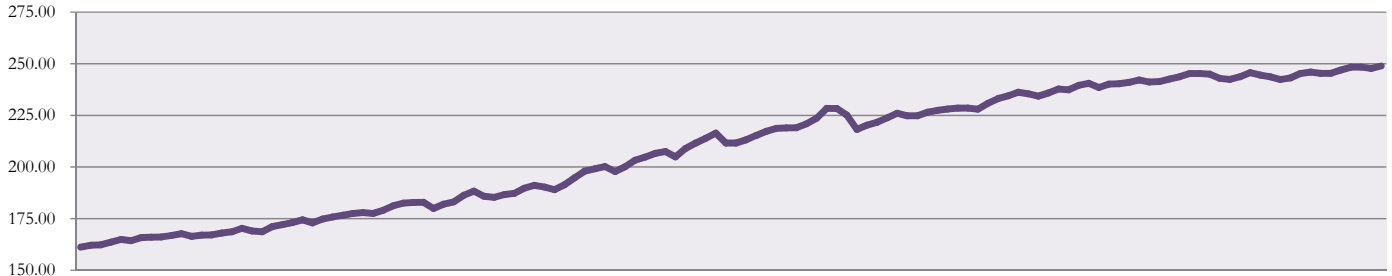


Consumer Price Index - All Urban Consumers

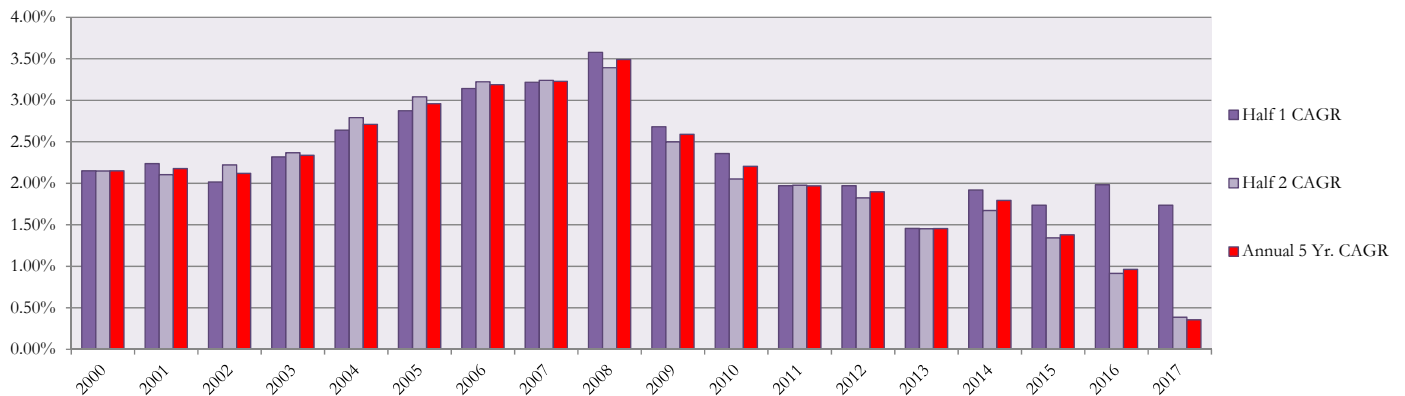
Series Id: CUURA102SA0 Not Seasonally Adjusted
 Area: Philadelphia-Wilmington-Atlantic City, PA-NJ-DE-MD
 Item: All items
 Base Period: 1982-84=100
 Link: [Department of Labor - Philadelphia Area CPI](#)

	Feb	Apr	Jun	Aug	Oct	Dec	Annual	%Δ	Annual 5 Yr. CAGR	HALF1	%Δ	Half 1 CAGR	HALF2	%Δ	Half 2 CAGR
1996	161.20	162.10	162.30	163.60	164.90	164.30	162.80	2.58%	-	161.60	2.47%	-	164.10	2.76%	-
1997	165.80	166.00	166.10	166.80	167.70	166.40	166.50	2.27%	-	165.90	2.66%	-	167.10	1.83%	-
1998	167.00	167.10	168.00	168.60	170.30	169.00	168.20	1.02%	-	167.20	0.78%	-	169.20	1.26%	-
1999	168.60	171.10	172.10	173.10	174.40	172.90	171.90	2.20%	-	170.30	1.85%	-	173.40	2.48%	-
2000	174.80	175.80	176.60	177.50	177.90	177.50	176.50	2.68%	2.15%	175.40	2.99%	2.15%	177.60	2.42%	2.15%
2001	179.00	181.20	182.50	182.80	182.90	179.90	181.30	2.72%	2.18%	180.50	2.91%	2.24%	182.10	2.53%	2.10%
2002	182.00	183.10	186.30	188.30	185.80	185.30	184.90	1.99%	2.12%	183.30	1.55%	2.01%	186.50	2.42%	2.22%
2003	186.60	187.20	189.70	191.10	190.30	189.00	188.80	2.11%	2.34%	187.50	2.29%	2.32%	190.20	1.98%	2.37%
2004	191.40	194.80	198.00	199.10	200.20	197.80	196.50	4.08%	2.71%	194.00	3.47%	2.64%	199.00	4.63%	2.79%
2005	200.10	203.30	204.80	206.60	207.50	204.90	204.20	3.92%	2.96%	202.10	4.18%	2.87%	206.30	3.67%	3.04%
2006	209.00	211.60	213.90	216.40	211.60	211.60	212.10	3.87%	3.19%	210.70	4.26%	3.14%	213.40	3.44%	3.22%
2007	213.15	215.27	217.26	218.69	218.93	219.03	216.74	2.19%	3.23%	214.75	1.92%	3.22%	218.73	2.50%	3.24%
2008	220.94	223.62	228.41	228.34	225.11	218.19	224.13	3.41%	3.49%	223.54	4.09%	3.58%	224.73	2.74%	3.39%
2009	220.26	221.69	223.81	226.04	224.79	224.80	223.29	-0.38%	2.59%	221.45	-0.93%	2.68%	225.13	0.18%	2.50%
2010	226.53	227.43	228.07	228.50	228.54	228.02	227.72	1.98%	2.20%	227.07	2.54%	2.36%	228.36	1.44%	2.05%
2011	230.88	233.14	234.46	236.20	235.44	234.31	233.81	2.68%	1.97%	232.29	2.30%	1.97%	235.33	3.05%	1.98%
2012	235.86	237.78	237.41	239.56	240.54	238.49	238.10	1.83%	1.90%	236.76	1.92%	1.97%	239.44	1.75%	1.83%
2013	240.14	240.35	240.99	242.13	241.14	241.37	240.90	1.18%	1.45%	240.28	1.49%	1.46%	241.52	0.87%	1.45%
2014	242.58	243.69	245.25	245.30	244.95	242.91	244.05	1.31%	1.79%	243.52	1.35%	1.92%	244.58	1.27%	1.67%
2015	242.42	243.72	245.68	244.52	243.70	242.36	243.86	-0.08%	1.38%	243.61	0.04%	1.73%	244.11	-0.19%	1.34%
2016	243.13	245.30	245.98	245.37	245.39	246.95	245.29	0.59%	0.96%	244.29	0.28%	1.98%	246.30	0.90%	0.92%
2017	248.35	248.41	247.71	248.92	n/a	n/a	242.36	-1.20%	0.36%	243.61	-0.28%	1.73%	244.11	-0.89%	0.39%

**Annual CPI - All Urban Consumers
Philadelphia Metro Area**



Five Year Compounded Annual Growth Rates



Radnor Township, PA
2018 Township Manager Recommended Budget

Sanitary Sewer Fund Forecast

Radnor Township, PA
 Sewer Rent Analysis: Water Usage (Actual) / Billing Statistics
 For the Year Budgeted, 2017

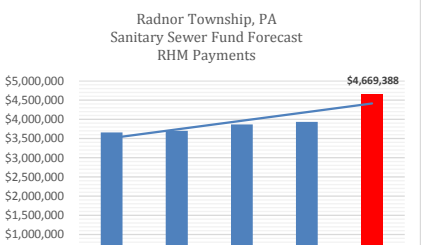
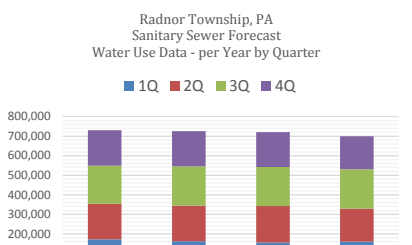
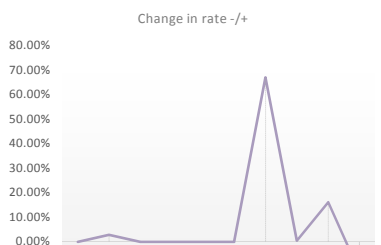
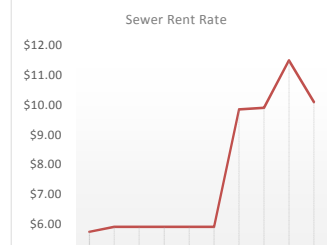
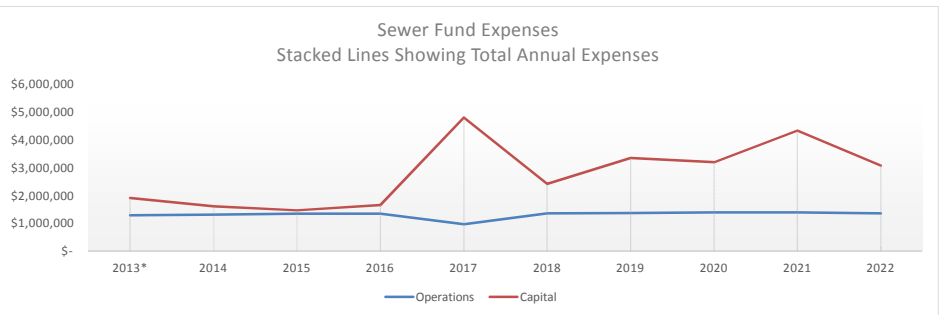
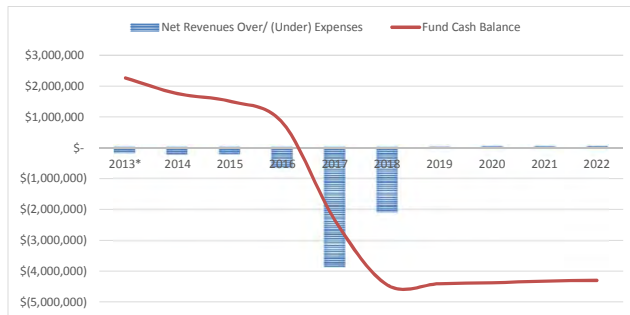
	Actual				Budgeted	Budgeted	Forecast	Forecast	Forecast	Forecast	Forecast
	2013*	2014	2015	2016	2017	2018	2019	2020	2021	2022	2023
Interest Earnings	\$ 14,336	\$ 29,092	\$ 25,178	\$ 40,294	\$ 18,371	\$ 18,647	\$ 18,927	\$ 19,211	\$ 19,499	\$ 19,791	\$ 20,088
Rent-Current Year Face	\$ 4,884,536	\$ 4,829,184	\$ 4,808,700	\$ 4,645,693	\$ 4,780,936	\$ 4,820,342	\$ 7,987,985	\$ 7,971,032	\$ 9,238,104	\$ 8,136,509	\$ 7,841,574
Rent-Current Year Penalty	\$ 42,132	\$ 32,021	\$ 36,349	\$ 37,248	\$ 39,593	\$ 36,423	\$ 37,294	\$ 36,488	\$ 37,232	\$ 37,406	\$ 36,969
Rent-Prior Year	\$ 86,989	\$ 100,883	\$ 56,674	\$ 88,479	\$ 70,904	\$ 81,413	\$ 80,890	\$ 79,874	\$ 76,372	\$ 77,891	\$ 79,288
Connection Fees	\$ 11,092	\$ 16,800	\$ 10,150	\$ 20,016	\$ 6,458	\$ 11,181	\$ 12,616	\$ 12,870	\$ 12,215	\$ 11,068	\$ 11,990
Sewer Charges	\$ 7,478	\$ 6,754	\$ 5,685	\$ (439)	\$ (43,729)	\$ (2,715)	\$ (4,494)	\$ (6,490)	\$ (8,697)	\$ (13,225)	\$ (7,124)
Miscellaneous	\$ 16,210	\$ 26,345	\$ 21,325	\$ 32,046	\$ 22,204	\$ 22,942	\$ 23,512	\$ 24,729	\$ 24,460	\$ 23,569	\$ 23,842
Revenue Total	\$ 5,062,773	\$ 5,041,079	\$ 4,964,061	\$ 4,863,337	\$ 4,894,737	\$ 4,988,232	\$ 8,156,730	\$ 8,137,714	\$ 9,399,185	\$ 8,293,009	\$ 8,006,627
Operations	\$ 1,293,306	\$ 1,321,867	\$ 1,349,931	\$ 1,349,370	\$ 978,159	\$ 1,368,627	\$ 1,381,201	\$ 1,399,455	\$ 1,406,229	\$ 1,369,724	\$ 1,386,898
Capital	\$ 621,724	\$ 295,236	\$ 126,748	\$ 313,754	\$ 3,833,253	\$ 1,052,443	\$ 1,978,643	\$ 1,802,143	\$ 2,933,643	\$ 1,715,200	\$ 1,315,200
RHM	\$ 3,340,685	\$ 3,658,572	\$ 3,704,185	\$ 3,865,876	\$ 3,937,110	\$ 4,669,388	\$ 4,786,123	\$ 4,905,776	\$ 5,028,420	\$ 5,154,131	\$ 5,282,984
Total	\$ 5,255,715	\$ 5,275,675	\$ 5,180,864	\$ 5,529,000	\$ 8,748,522	\$ 7,090,458	\$ 8,145,967	\$ 8,107,374	\$ 9,368,292	\$ 8,239,055	\$ 7,985,082
Net Revenues Over/ (Under) Expenses	\$ (192,942)	\$ (234,596)	\$ (216,803)	\$ (665,664)	\$ (3,853,784)	\$ (2,102,226)	\$ 10,763	\$ 30,340	\$ 30,893	\$ 53,955	\$ 21,545

Radnor Township
 Water Usage (Actual)/Billing Statistics
 Aqua PA

**Does not include flat rate buills (wells, Upper Merion, Tredyffrin)

	Actual				Budgeted	Budgeted	Projected				
	2012 Usage Billing	2013 Usage Billing	2014 Usage Billing	2015 Usage Billing	2016 Usage Billing	2017	2018	2019	2020	2021	2022
1Q	165,549.1	171,436.80	162,346.40	156,384.70	160,903.70	163,324.14	162,879.15	161,167.62	160,931.86	161,841.29	162,028.81
2Q	185,182.1	181,945.80	181,892.60	185,898.70	169,040.50	180,791.94	179,913.91	179,507.53	179,030.52	177,656.88	179,380.15
3Q	223,918.3	195,000.80	200,920.00	200,593.20	200,706.14	204,227.69	200,289.57	201,347.32	201,432.78	201,600.70	201,779.61
4Q	185,595.2	182,752.90	179,873.00	178,445.40	168,543.26	179,041.95	177,731.30	176,726.98	176,097.78	175,628.26	177,045.25

	2013	2014	2015	2016	2017	2018	2019	2020	2021	2022	2023
Sewer Rent Rate	\$ 5.74	\$ 5.90	\$ 5.90	\$ 5.90	\$ 5.90	\$ 5.90	\$ 9.85	\$ 9.90	\$ 11.50	\$ 10.10	\$ 9.70
Change in rate +/-	0.00%	2.79%	0.00%	0.00%	0.00%	0.00%	66.95%	0.51%	16.16%	-12.17%	-3.96%
Avg. Res. Sewer Bill	\$394.21	\$405.20	\$405.20	\$405.20	\$405.20	\$405.20	\$676.48	\$679.91	\$789.79	\$693.64	\$666.17
\$ Δ Annual	n/a	\$10.99	\$0.00	\$0.00	\$0.00	\$0.00	\$271.28	\$3.43	\$109.88	(\$96.15)	(\$27.47)
\$ Δ Monthly		\$0.92	\$0.00	\$0.00	\$0.00	\$0.00	\$22.61	\$0.29	\$9.16	(\$8.01)	(\$2.29)



Radnor Township, PA
2018 Township Manager Recommended Budget

Full Time Employee Headcount Worksheets

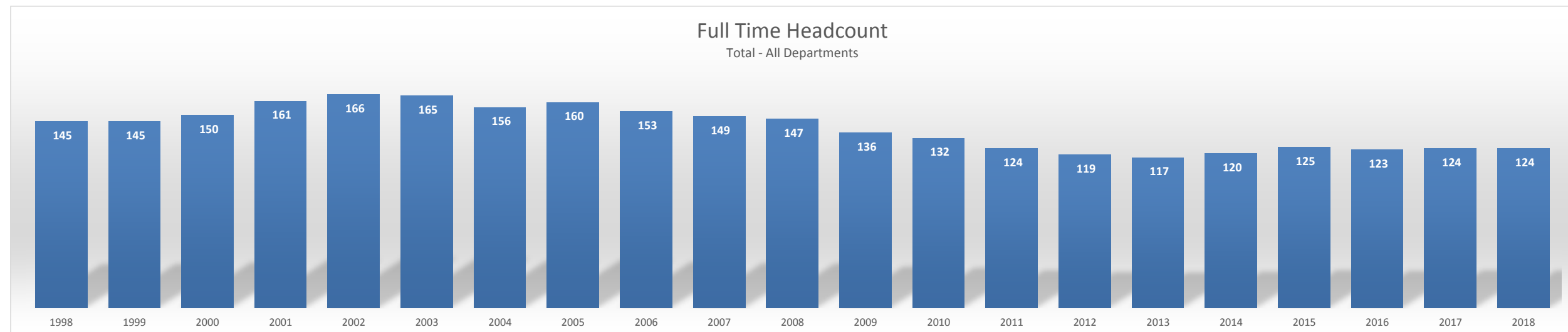
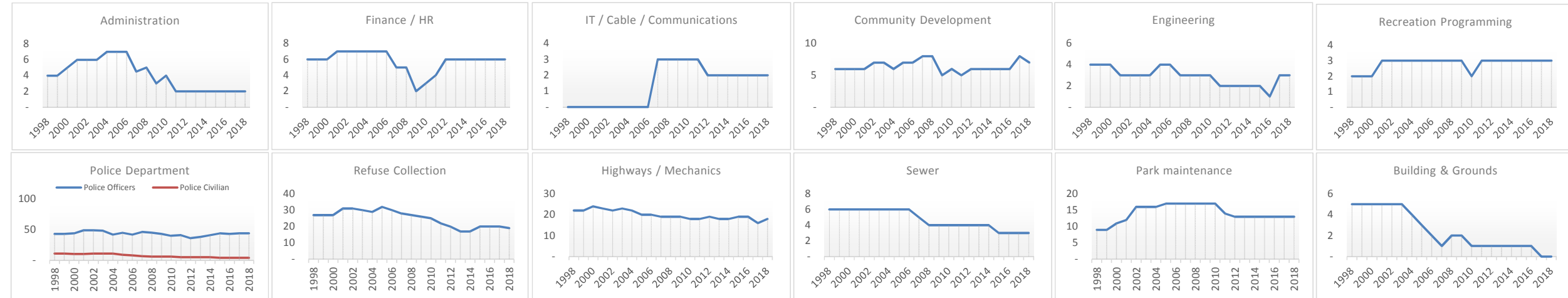
TOWNSHIP OF RADNOR, PENNSYLVANIA
FULL TIME TOWNSHIP GOVERNMENT EMPLOYEES BY FUNCTION/PROGRAM
From 1998 - 2018

Department:	1998	1999	2000	2001	2002	2003	2004	2005	2006	2007	2008	2009	2010	2011	2012	2013	2014	2015	2016	10-Oct 2017	Bdgt 2018
Administration	4	4	5	6	6	6	7	7	7	4.5	5	3	4	2	2	2	2	2	2	2	2
Finance / HR	6	6	6	7	7	7	7	7	7	5	5	2	3	4	6	6	6	6	6	6	6
Community Development	6	6	6	6	7	7	6	7	7	8	8	5	6	5	6	6	6	6	6	8	7
Engineering	4	4	4	3	3	3	3	4	4	3	3	3	3	2	2	2	2	2	1	3	3
IT / Cable / Communications	-	-	-	-	-	-	-	-	-	3	3	3	3	3	2	2	2	2	2	2	2
Police Officers	43	43	44	49	49	48	42	45	42	46	45	43	40	41	36	38	41	44	43	44	44
Police Civilian	11	11	10	10	11	11	11	9	8	6.5	6.0	6	6	5	5	5	5	4	4	4	4
Refuse Collection	27	27	27	31	31	30	29	32	30	28	27	26	25	22	20	17	17	20	20	20	19
Highways / Mechanics	22	22	24	23	22	23	22	20	20	19	19	19	18	18	19	18	18	19	19	16	18
Sewer	6	6	6	6	6	6	6	6	6	5	4	4	4	4	4	4	4	3	3	3	3
Park maintenance	9	9	11	12	16	16	16	17	17	17	17	17	17	14	13	13	13	13	13	13	13
Building & Grounds	5	5	5	5	5	5	4	3	2	1	2	2	1	1	1	1	1	1	1	-	-
Recreation Programming	2	2	2	3	3	3	3	3	3	3	3	3	2	3	3	3	3	3	3	3	3
Total	145	145	150	161	166	165	156	160	153	149	147	136	132	124	119	117	120	125	123	124	124
Total Civilian	102	102	106	112	117	117	114	115	111	103	102	93	92	83	83	79	79	81	80	80	80
Total Uniformed	43	43	44	49	49	48	42	45	42	46	45	43	40	41	36	38	41	44	43	44	44

Source: Township of Radnor Finance Department

Footnotes:

- (1) In 2006, all police dispatch duties were transferred to Delaware County.
- (2) The Township offered an early retirement program in 2007
- (3) The Township continued reducing administrative staff in 2008/2009
- (4) The Township eliminated door-side track collection and began reducing staff accordingly in 2010
- (5) The Township ended the School Grounds Maintenance Agreement and reduced 3 positions in Park Maintenance Accordingly in 2011
- (6) The Township elected to restaff the uniformed officers to 41 in 2014, then added three more positions in 2015 bringing the total to 44 (Then, 1 of those positions was vacated with the superintendent change in late 2017)



Radnor Township, PA
2018 Township Manager Recommended Budget

2018 Schedule of Wage and Related Benefit Expenditures

Radnor Township, PA
 Schedule of Employee Payroll and Related Liabilities and Benefit Expenses
 For the Year Budgeted, 2018

	Administration				Department Total	Treasurer	
	Board of Commissioners	Zoning Hearing Board	Township Manager	Executive Assistant		Treasurer	Department Total
Wages:			100%	100%			
Base Wages Full Time	14,700	2,100	179,520	76,304	272,624	26,000	26,000
Base Wages Part Time	-	-	-	-	-	-	-
Night Differential	-	-	-	-	-	-	-
On Call Bonus	-	-	-	-	-	-	-
Acting Sergeant Pay - Day	-	-	-	-	-	-	-
Acting Sergeant Pay - Night	-	-	-	-	-	-	-
Holiday Pay - Day	-	-	-	-	-	-	-
Holiday Pay - Night	-	-	-	-	-	-	-
Education Bonus	-	-	-	-	-	-	-
Acting Lieutenant Pay	-	-	-	-	-	-	-
K9 Off Duty Pay	-	-	-	-	-	-	-
Medical Opt-Out Sharing Plan	-	-	-	12,000	12,000	-	-
CDL Bonus	-	-	-	-	-	-	-
Subtotal	\$ 14,700	\$ 2,100	\$ 179,520	\$ 88,304	\$ 284,624	\$ 26,000	\$ 26,000
Overtime	-	-	-	-	-	-	-
Longevity	-	-	-	-	-	-	-
Sick Pay Bonus	-	-	-	-	-	-	-
Medical Expense Reimb. Pay	-	-	-	-	-	-	-
Court Time	-	-	-	-	-	-	-
Total Wages	\$ 14,700	\$ 2,100	\$ 179,520	\$ 88,304	\$ 284,624	\$ 26,000	\$ 26,000
Payroll Liabilities							
Social Security and Medicare	1,125	161	9,429	6,755	17,469	1,989	1,989
Workers' Compensation	106	15	1,300	640	2,062	188	188
Total Payroll Liabilities	\$ 1,231	\$ 176	\$ 10,729	\$ 7,395	\$ 19,531	\$ 2,177	\$ 2,177
Post-Employment Expenses:							
Pension - Normal Cost	-	-	n/a	8,474	8,474	-	-
Pension - Amortization of UAAL	-	-	-	-	-	-	-
OPEB - Normal Cost	-	-	n/a	n/a	-	-	-
OPEB - Amortization of UAAL	-	-	-	-	-	-	-
Total Post-Employment Expenses	\$ -	\$ -	\$ -	\$ 8,474	\$ 8,474	\$ -	\$ -
Insurance:							
Health Benefits	-	-	11,060	-	11,060	-	-
Term Life Premiums	-	-	258	142	400	-	-
Whole Life Premiums	-	-	n/a	n/a	-	-	-
Long-Term Disability Premiums	-	-	1,346	572	1,919	-	-
AD&D Insurance Premiums	-	-	18	18	36	-	-
Subtotal	-	-	1,623	732	2,355	-	-
Total Medical / Life Insurance Costs	\$ -	\$ -	\$ 12,683	\$ 732	\$ 13,415	\$ -	\$ -
Other Wage & Benefits:							
Police Extra Duty	-	-	-	-	-	-	-
Clothing Allowance	-	-	-	-	-	-	-
Boot Allowance	-	-	-	-	-	-	-
Total Other Wage & Benefits	\$ -	\$ -	\$ -	\$ -	\$ -	\$ -	\$ -
Position Total	\$ 15,931	\$ 2,276	\$ 202,932	\$ 104,905	\$ 326,044	\$ 28,177	\$ 28,177

Radnor Township, PA
 Schedule of Employee Payroll and Related Liabilities and Benefit Expenses
 For the Year Budgeted, 2018

	Finance and Human Resources								Department Total
	Finance Director	Asst. Finance Director	HR & Financial Coordinator	Revenue Coordinator	Expenditure Coordinator	Purchasing, Grants, & Contracts Coord.	Part-Time Cash Mgmt Coord.	Part-Time Act 511 Clerk	
	80%	100%	100%	66%	100%	100%	100%	100%	
Wages:									
Base Wages Full Time	122,847	123,260	74,966	51,788	56,378	88,612	-	-	517,851
Base Wages Part Time	-	-	-	-	-	-	26,725	13,464	40,189
Night Differential	-	-	-	-	-	-	-	-	-
On Call Bonus	-	-	-	-	-	-	-	-	-
Acting Sergeant Pay - Day	-	-	-	-	-	-	-	-	-
Acting Sergeant Pay - Night	-	-	-	-	-	-	-	-	-
Holiday Pay - Day	-	-	-	-	-	-	-	-	-
Holiday Pay - Night	-	-	-	-	-	-	-	-	-
Education Bonus	-	-	-	-	-	-	-	-	-
Acting Lieutenant Pay	-	-	-	-	-	-	-	-	-
K9 Off Duty Pay	-	-	-	-	-	-	-	-	-
Medical Opt-Out Sharing Plan	-	-	-	-	12,000	-	-	-	12,000
CDL Bonus	-	-	-	-	-	-	-	-	-
Subtotal	\$ 122,847	\$ 123,260	\$ 74,966	\$ 51,788	\$ 68,378	\$ 88,612	\$ 26,725	\$ 13,464	\$ 570,040
Overtime	-	-	-	-	-	-	-	-	-
Longevity	-	-	2,775	3,680	-	6,625	-	-	13,080
Sick Pay Bonus	-	-	315	69	-	350	-	-	734
Medical Expense Reimb. Pay	-	-	-	66	-	100	-	-	166
Court Time	-	-	-	-	-	-	-	-	-
Total Wages	\$ 122,847	\$ 123,260	\$ 78,056	\$ 55,603	\$ 68,378	\$ 95,687	\$ 26,725	\$ 13,464	\$ 584,020
Payroll Liabilities									
Social Security and Medicare	7,243	8,613	5,971	4,254	5,230	7,320	2,045	1,030	41,706
Workers' Compensation	890	893	565	403	495	693	194	98	4,231
Total Payroll Liabilities	\$ 8,133	\$ 9,506	\$ 6,536	\$ 4,657	\$ 5,725	\$ 8,013	\$ 2,239	\$ 1,128	\$ 45,937
Post-Employment Expenses:									
Pension - Normal Cost	11,788	11,828	7,490	5,336	6,562	9,182	n/a	n/a	52,186
Pension - Amortization of UAAL	-	-	-	-	-	-	-	-	-
OPEB - Normal Cost	-	-	-	-	-	-	n/a	n/a	-
OPEB - Amortization of UAAL	-	-	-	-	-	-	-	-	-
Total Post-Employment Expenses	\$ 11,788	\$ 11,828	\$ 7,490	\$ 5,336	\$ 6,562	\$ 9,182	\$ -	\$ -	\$ 52,186
Insurance:									
Health Benefits	25,247	31,559	23,141	20,829	-	31,559	-	-	132,335
Term Life Premiums	114	142	142	94	142	142	-	-	776
Whole Life Premiums	-	-	-	-	-	-	-	-	-
Long-Term Disability Premiums	921	924	583	416	423	714	200	101	4,282
AD&D Insurance Premiums	15	18	18	12	18	18	-	-	99
Subtotal	1,050	1,084	743	522	583	874	200	101	5,157
Total Medical / Life Insurance Costs	\$ 26,297	\$ 32,643	\$ 23,884	\$ 21,351	\$ 583	\$ 32,433	\$ 200	\$ 101	\$ 137,492
Other Wage & Benefits:									
Police Extra Duty	-	-	-	-	-	-	-	-	-
Clothing Allowance	-	-	-	-	-	-	-	-	-
Boot Allowance	-	-	-	-	-	-	-	-	-
Total Other Wage & Benefits	\$ -	\$ -	\$ -	\$ -	\$ -	\$ -	\$ -	\$ -	\$ -
Position Total	\$ 169,065	\$ 177,237	\$ 115,966	\$ 86,947	\$ 81,248	\$ 145,315	\$ 29,164	\$ 14,693	\$ 819,635

Radnor Township, PA
 Schedule of Employee Payroll and Related Liabilities and Benefit Expenses
 For the Year Budgeted, 2018

	Information Technology					Engineering			
	Web, Comm, Info. Coord.	IT Coordinator	IT Coordinator (Part-Time) / Police Network	IT Coordinator (Part-Time) / Meeting Cvrgr.	Department Total	Engineer	Engineering Inspector	Clerk	Department Total
	100%	100%	100%	100%		100%	100%	100%	
Wages:									
Base Wages Full Time	65,243	67,538	-	-	132,781	139,049	87,033	49,313	275,395
Base Wages Part Time	-	-	11,734	16,029	27,763	-	-	-	-
Night Differential	-	-	-	-	-	-	-	-	-
On Call Bonus	-	-	-	-	-	-	-	-	-
Acting Sergeant Pay - Day	-	-	-	-	-	-	-	-	-
Acting Sergeant Pay - Night	-	-	-	-	-	-	-	-	-
Holiday Pay - Day	-	-	-	-	-	-	-	-	-
Holiday Pay - Night	-	-	-	-	-	-	-	-	-
Education Bonus	-	-	-	-	-	-	-	-	-
Acting Lieutenant Pay	-	-	-	-	-	-	-	-	-
K9 Off Duty Pay	-	-	-	-	-	-	-	-	-
Medical Opt-Out Sharing Plan	-	-	-	7,500	7,500	-	-	-	-
CDL Bonus	-	-	-	-	-	-	-	-	-
Subtotal	\$ 65,243	\$ 67,538	\$ 11,734	\$ 23,529	\$ 168,044	\$ 139,049	\$ 87,033	\$ 49,313	\$ 275,395
Overtime	-	-	-	-	-	-	4,500	4,000	8,500
Longevity	4,875	2,075	-	-	6,950	-	8,000	-	8,000
Sick Pay Bonus	350	350	-	-	700	-	-	-	-
Medical Expense Reimb. Pay	100	100	-	-	200	-	100	-	100
Court Time	-	-	-	-	-	-	-	-	-
Total Wages	\$ 70,568	\$ 70,063	\$ 11,734	\$ 23,529	\$ 175,894	\$ 139,049	\$ 99,633	\$ 53,313	\$ 291,995
Payroll Liabilities									
Social Security and Medicare	5,398	5,360	898	1,800	13,456	8,842	7,622	4,078	20,542
Workers' Compensation	511	507	85	170	1,273	6,096	4,170	357	10,623
Total Payroll Liabilities	\$ 5,909	\$ 5,867	\$ 983	\$ 1,970	\$ 14,729	\$ 14,938	\$ 11,792	\$ 4,435	\$ 31,165
Post-Employment Expenses:									
Pension - Normal Cost	6,772	6,723	n/a	n/a	13,495	13,343	9,129	n/a	22,472
Pension - Amortization of UAAL	-	-	-	-	-	-	-	-	-
OPEB - Normal Cost	-	-	n/a	n/a	-	-	-	n/a	-
OPEB - Amortization of UAAL	-	-	-	-	-	-	-	-	-
Total Post-Employment Expenses	\$ 6,772	\$ 6,723	\$ -	\$ -	\$ 13,495	\$ 13,343	\$ 9,129	\$ -	\$ 22,472
Insurance:									
Health Benefits	31,559	11,060	-	-	42,619	31,559	31,559	17,262	80,380
Term Life Premiums	142	142	-	-	284	142	52	52	246
Whole Life Premiums	-	-	-	-	-	-	-	1,008	1,008
Long-Term Disability Premiums	526	522	88	120	1,256	1,043	713	370	2,126
AD&D Insurance Premiums	18	18	-	-	36	18	18	18	54
Subtotal	686	682	88	120	1,576	1,203	783	1,448	3,434
Total Medical / Life Insurance Costs	\$ 32,245	\$ 11,742	\$ 88	\$ 120	\$ 44,195	\$ 32,762	\$ 32,342	\$ 18,710	\$ 83,814
Other Wage & Benefits:									
Police Extra Duty	-	-	-	-	-	-	-	-	-
Clothing Allowance	-	-	-	-	-	-	-	-	-
Boot Allowance	-	-	-	-	-	-	-	-	-
Total Other Wage & Benefits	\$ -	\$ -	\$ -	\$ -	\$ -	\$ -	\$ -	\$ -	\$ -
Position Total	\$ 115,494	\$ 94,395	\$ 12,805	\$ 25,619	\$ 248,313	\$ 200,092	\$ 152,896	\$ 76,458	\$ 429,446

Radnor Township, PA
 Schedule of Employee Payroll and Related Liabilities and Benefit Expenses
 For the Year Budgeted, 2018

	Community Development								Department Total
	Comm. Dev.	Health Officers	Code Officials	Admin. Assistants	Fire Marshal	Part-Time Code Official	Part-Time Property Maint Official	Part-Time Admin.	
	Director	100%	100%	100%	100%	100%	100%	100%	
Wages:									
Base Wages Full Time	98,608	93,503	136,182	135,831	5,000	-	-	-	469,124
Base Wages Part Time	-	52,058	-	-	-	-	-	16,029	68,087
Night Differential	-	-	-	-	-	-	-	-	-
On Call Bonus	-	-	-	-	-	-	-	-	-
Acting Sergeant Pay - Day	-	-	-	-	-	-	-	-	-
Acting Sergeant Pay - Night	-	-	-	-	-	-	-	-	-
Holiday Pay - Day	-	-	-	-	-	-	-	-	-
Holiday Pay - Night	-	-	-	-	-	-	-	-	-
Education Bonus	-	-	-	-	-	-	-	-	-
Acting Lieutenant Pay	-	-	-	-	-	-	-	-	-
K9 Off Duty Pay	-	-	-	-	-	-	-	-	-
Medical Opt-Out Sharing Plan	-	-	-	24,000	-	-	-	-	24,000
CDL Bonus	-	-	-	-	-	-	-	-	-
Subtotal	\$ 98,608	\$ 145,561	\$ 136,182	\$ 159,831	\$ 5,000	\$ -	\$ -	\$ 16,029	\$ 561,211
Overtime	-	-	13,820	2,180	-	-	-	-	16,000
Longevity	-	-	3,475	12,525	-	-	-	-	16,000
Sick Pay Bonus	-	-	210	35	-	-	-	-	245
Medical Expense Reimb. Pay	-	-	100	200	-	-	-	-	300
Court Time	-	-	-	-	-	-	-	-	-
Total Wages	\$ 98,608	\$ 145,561	\$ 153,787	\$ 174,771	\$ 5,000	\$ -	\$ -	\$ 16,029	\$ 593,756
Payroll Liabilities									
Social Security and Medicare	7,544	11,135	11,765	13,369	383	-	-	1,226	45,422
Workers' Compensation	4,039	5,962	5,733	1,250	-	-	-	116	17,100
Total Payroll Liabilities	\$ 11,583	\$ 17,097	\$ 17,498	\$ 14,619	\$ 383	\$ -	\$ -	\$ 1,342	\$ 62,522
Post-Employment Expenses:									
Pension - Normal Cost	9,462	n/a	13,431	16,562	-	-	-	-	39,455
Pension - Amortization of UAAL	-	-	-	-	-	-	-	-	-
OPEB - Normal Cost	-	n/a	-	-	-	-	-	-	-
OPEB - Amortization of UAAL	-	-	-	-	-	-	-	-	-
Total Post-Employment Expenses	\$ 9,462	\$ -	\$ 13,431	\$ 16,562	\$ -	\$ -	\$ -	\$ -	\$ 39,455
Insurance:									
Health Benefits	-	42,619	28,322	-	-	-	-	-	70,941
Term Life Premiums	142	284	284	103	-	-	-	-	813
Whole Life Premiums	-	-	480	531	-	-	-	-	1,011
Long-Term Disability Premiums	740	36	1,047	1,113	-	-	-	120	3,056
AD&D Insurance Premiums	18	1,092	36	36	-	-	-	-	1,182
Subtotal	900	1,412	1,847	1,783	-	-	-	120	6,062
Total Medical / Life Insurance Costs	\$ 900	\$ 44,031	\$ 30,169	\$ 1,783	\$ -	\$ -	\$ -	\$ 120	\$ 77,003
Other Wage & Benefits:									
Police Extra Duty	-	-	-	-	-	-	-	-	-
Clothing Allowance	-	-	-	-	-	-	-	-	-
Boot Allowance	-	-	-	-	-	-	-	-	-
Total Other Wage & Benefits	\$ -	\$ -	\$ -	\$ -	\$ -	\$ -	\$ -	\$ -	\$ -
Position Total	\$ 120,553	\$ 206,689	\$ 214,885	\$ 207,735	\$ 5,383	\$ -	\$ -	\$ 17,491	\$ 772,736

Radnor Township, PA
 Schedule of Employee Payroll and Related Liabilities and Benefit Expenses
 For the Year Budgeted, 2018

Police Department												Department Total
Superintendent	Deputy Superintendent	Lieutenant	Sergeants	Corporals	Detectives	Patrol	Admin Assistants	Supervisor of Parking & Aux. Svcs.	Parking Meter Enforcement	Crossing Guards		
100%	100%	100%	100%	100%	100%	100%	100%	100%	100%	100%	100%	
Wages:												
Base Wages Full Time	150,000	142,165	132,247	551,015	202,039	396,734	2,621,013	170,964	82,851	-	-	4,449,028
Base Wages Part Time	-	-	-	-	-	-	-	-	-	100,000	97,000	197,000
Night Differential	-	4,070	4,070	20,349	8,140	16,279	118,023	-	-	-	-	170,931
On Call Bonus	-	581	581	2,907	1,163	2,326	16,861	-	-	-	-	24,419
Acting Sergeant Pay - Day	-	-	-	-	1,530	3,061	22,189	-	-	-	-	26,780
Acting Sergeant Pay - Night	-	-	-	-	111	223	1,616	-	-	-	-	1,950
Holiday Pay - Day	-	1,163	1,163	5,814	2,326	4,651	33,721	-	-	-	-	48,838
Holiday Pay - Night	-	70	70	349	140	279	2,023	-	-	-	-	2,931
Education Bonus	-	-	-	1,500	500	1,750	9,875	-	-	-	-	13,625
Acting Lieutenant Pay	-	-	-	-	-	-	-	-	-	-	-	-
K9 Off Duty Pay	-	-	-	-	-	-	5,200	-	-	-	-	5,200
Medical Opt-Out Sharing Plan	-	-	-	15,000	-	30,000	45,000	12,000	-	-	-	102,000
CDL Bonus	-	-	-	-	-	-	-	-	-	-	-	-
Subtotal	\$ 150,000	\$ 148,049	\$ 138,131	\$ 596,934	\$ 215,949	\$ 455,303	\$ 2,875,521	\$ 182,964	\$ 82,851	\$ 100,000	\$ 97,000	\$ 5,042,702
Overtime	-	6,407	5,960	24,831	9,105	17,879	118,115	7,704	-	-	-	190,000
Longevity	25,590	21,862	23,313	79,523	33,544	51,800	160,219	13,550	4,525	-	-	413,926
Sick Pay Bonus	-	-	-	-	-	-	-	105	-	-	-	105
Medical Expense Reimb. Pay	-	100	100	500	200	400	2,900	300	-	-	-	4,500
Court Time	-	476	476	2,381	952	1,905	13,810	-	-	-	-	20,000
Total Wages	\$ 175,590	\$ 176,894	\$ 167,980	\$ 704,169	\$ 259,750	\$ 527,287	\$ 3,170,565	\$ 204,623	\$ 87,376	\$ 100,000	\$ 97,000	\$ 5,671,233
Payroll Liabilities												
Social Security and Medicare	9,372	9,298	9,631	45,880	19,871	40,528	257,850	15,654	6,684	7,650	7,421	429,839
Workers' Compensation	7,046	6,841	6,502	27,262	10,058	20,542	122,491	1,426	3,830	4,096	3,973	214,067
Total Payroll Liabilities	\$ 16,418	\$ 16,139	\$ 16,133	\$ 73,142	\$ 29,929	\$ 61,070	\$ 380,341	\$ 17,080	\$ 10,514	\$ 11,746	\$ 11,394	\$ 643,906
Post-Employment Expenses:												
Pension - Normal Cost	28,542	27,713	26,336	110,426	40,742	83,211	496,176	18,896	8,385	-	-	840,427
Pension - Amortization of UAAL	-	-	-	-	-	-	-	-	-	-	-	-
OPEB - Normal Cost	-	-	-	-	-	-	375,000	-	-	-	-	375,000
OPEB - Amortization of UAAL	-	-	-	-	-	-	-	-	-	-	-	-
Total Post-Employment Expenses	\$ 28,542	\$ 27,713	\$ 26,336	\$ 110,426	\$ 40,742	\$ 83,211	\$ 871,176	\$ 18,896	\$ 8,385	\$ -	\$ -	\$ 1,215,427
Insurance:												
Health Benefits	14,462	41,480	14,462	146,879	55,941	82,959	656,674	28,322	17,262	-	-	1,058,441
Term Life Premiums	52	129	129	645	258	516	3,740	155	142	-	-	5,766
Whole Life Premiums	300	283	229	1,811	639	1,187	4,635	2,237	595	-	-	11,916
Long-Term Disability Premiums	1,317	1,230	1,167	4,729	1,767	3,364	20,859	1,384	655	-	-	36,472
AD&D Insurance Premiums	42	42	42	208	83	166	1,206	55	21	-	-	1,865
Subtotal	1,711	1,684	1,567	7,393	2,747	5,233	30,440	3,831	1,413	-	-	56,019
Total Medical / Life Insurance Costs	\$ 16,173	\$ 43,164	\$ 16,029	\$ 154,272	\$ 58,688	\$ 88,192	\$ 687,114	\$ 32,153	\$ 18,675	\$ -	\$ -	\$ 1,114,460
Other Wage & Benefits:												
Police Extra Duty	-	-	-	-	-	-	200,000	-	-	-	-	200,000
Clothing Allowance	-	-	-	-	-	2,500	-	-	-	-	-	2,500
Boot Allowance	-	-	-	-	-	-	-	-	-	-	-	-
Total Other Wage & Benefits	\$ -	\$ -	\$ -	\$ -	\$ -	\$ 2,500	\$ 200,000	\$ -	\$ -	\$ -	\$ -	\$ 202,500
Position Total	\$ 236,723	\$ 263,910	\$ 226,478	\$ 1,042,009	\$ 389,109	\$ 762,260	\$ 5,309,196	\$ 272,752	\$ 124,950	\$ 111,746	\$ 108,394	\$ 8,847,526

Radnor Township, PA
 Schedule of Employee Payroll and Related Liabilities and Benefit Expenses
 For the Year Budgeted, 2018

	Building & Grounds				Department Total	Public Works : Solid Waste						Department Total
	Public Works Director	Superintendent - Operations	Supervisor: Solid Waste & Highway	Supervisor: Parks & Sewers		Public Works Director	Administrative Assistant	Superintendent - Operations	Supervisor: Solid Waste & Highway	Public Works Laborers	Part-Time / Seasonal	
	10%	45%	0%	0%		5%	50%	10%	30%	100%		
Wages:												
Base Wages Full Time	10,000	-	-	-	10,000	5,000	33,958	-	25,933	1,241,444	-	1,306,335
Base Wages Part Time	-	-	-	-	-	-	-	-	-	-	63,180	63,180
Night Differential	-	-	-	-	-	-	-	-	-	-	-	-
On Call Bonus	-	-	-	-	-	-	-	-	-	-	-	-
Acting Sergeant Pay - Day	-	-	-	-	-	-	-	-	-	-	-	-
Acting Sergeant Pay - Night	-	-	-	-	-	-	-	-	-	-	-	-
Holiday Pay - Day	-	-	-	-	-	-	-	-	-	2,800	-	2,800
Holiday Pay - Night	-	-	-	-	-	-	-	-	-	-	-	-
Education Bonus	-	-	-	-	-	-	-	-	-	-	-	-
Acting Lieutenant Pay	-	-	-	-	-	-	-	-	-	-	-	-
K9 Off Duty Pay	-	-	-	-	-	-	-	-	-	-	-	-
Medical Opt-Out Sharing Plan	-	-	-	-	-	-	6,000	-	-	24,000	-	30,000
CDL Bonus	-	-	-	-	-	-	-	-	300	14,000	-	14,300
Subtotal	\$ 10,000	\$ -	\$ -	\$ -	\$ 10,000	\$ 5,000	\$ 39,958	\$ -	\$ 26,233	\$ 1,282,244	\$ 63,180	\$ 1,416,615
Overtime	-	-	-	-	-	-	400	-	-	1,000	-	1,400
Longevity	-	-	-	-	-	-	3,963	-	2,400	81,450	-	87,813
Sick Pay Bonus	-	-	-	-	-	-	88	-	-	1,575	-	1,663
Medical Expense Reimb. Pay	-	-	-	-	-	-	50	-	30	2,000	-	2,080
Court Time	-	-	-	-	-	-	-	-	-	-	-	-
Total Wages	\$ 10,000	\$ -	\$ -	\$ -	\$ 10,000	\$ 5,000	\$ 44,459	\$ -	\$ 28,663	\$ 1,368,269	\$ 63,180	\$ 1,509,571
Payroll Liabilities												
Social Security and Medicare	765	-	-	-	765	383	3,386	-	2,193	104,654	4,833	115,449
Workers' Compensation	438	-	-	-	438	4,384	319	-	1,256	59,927	2,770	68,656
Total Payroll Liabilities	\$ 1,203	\$ -	\$ -	\$ -	\$ 1,203	\$ 4,767	\$ 3,705	\$ -	\$ 3,449	\$ 164,581	\$ 7,603	\$ 184,105
Post-Employment Expenses:												
Pension - Normal Cost	960	-	-	-	960	480	4,228	-	2,751	119,024	-	126,483
Pension - Amortization of UAAL	-	-	-	-	-	-	-	-	-	-	-	-
OPEB - Normal Cost	-	-	-	-	-	-	-	-	-	-	-	-
OPEB - Amortization of UAAL	-	-	-	-	-	-	-	-	-	-	-	-
Total Post-Employment Expenses	\$ 960	\$ -	\$ -	\$ -	\$ 960	\$ 480	\$ 4,228	\$ -	\$ 2,751	\$ 119,024	\$ -	\$ 126,483
Insurance:												
Health Benefits	1,726	-	-	-	1,726	863	-	-	9,468	396,438	-	406,769
Term Life Premiums	14	-	-	-	14	7	26	-	43	980	-	1,056
Whole Life Premiums	-	-	-	-	-	-	292	-	-	14,171	-	14,463
Long-Term Disability Premiums	75	-	-	-	75	38	284	-	212	9,921	-	10,455
AD&D Insurance Premiums	2	-	-	-	2	1	9	-	6	395	-	411
Subtotal	91	-	-	-	91	46	611	-	261	25,467	-	26,385
Total Medical / Life Insurance Costs	\$ 1,817	\$ -	\$ -	\$ -	\$ 1,817	\$ 909	\$ 611	\$ -	\$ 9,729	\$ 421,905	\$ -	\$ 433,154
Other Wage & Benefits:												
Police Extra Duty	-	-	-	-	-	-	-	-	-	-	-	-
Clothing Allowance	-	-	-	-	-	-	-	-	-	-	-	-
Boot Allowance	-	-	-	-	-	-	-	-	-	-	-	-
Total Other Wage & Benefits	\$ -	\$ -	\$ -	\$ -	\$ -	\$ -	\$ -	\$ -	\$ -	\$ -	\$ -	\$ -
Position Total	\$ 13,980	\$ -	\$ -	\$ -	\$ 13,980	\$ 11,156	\$ 53,003	\$ -	\$ 44,592	\$ 2,073,779	\$ 70,783	\$ 2,253,313

Radnor Township, PA
 Schedule of Employee Payroll and Related Liabilities and Benefit Expenses
 For the Year Budgeted, 2018

	Public Works : General Services / Highway					Department Total	Mechanics		Department Total
	Public Works Director 15%	Administrative Assistant 20%	Superintendent - Operations 25%	Supervisor: Solid Waste & Highway 70%	Public Works Laborers 100%		Supervisor: Fleet 0%	Public Works Mechanics 100%	
Wages:									
Base Wages Full Time	15,000	13,583	-	60,511	745,460	834,554	-	211,039	211,039
Base Wages Part Time	-	-	-	-	-	-	-	-	-
Night Differential	-	-	-	-	-	-	-	-	-
On Call Bonus	-	-	-	-	-	-	-	-	-
Acting Sergeant Pay - Day	-	-	-	-	-	-	-	-	-
Acting Sergeant Pay - Night	-	-	-	-	-	-	-	-	-
Holiday Pay - Day	-	-	-	-	1,540	1,540	-	420	420
Holiday Pay - Night	-	-	-	-	-	-	-	-	-
Education Bonus	-	-	-	-	-	-	-	-	-
Acting Lieutenant Pay	-	-	-	-	-	-	-	-	-
K9 Off Duty Pay	-	-	-	-	-	-	-	-	-
Medical Opt-Out Sharing Plan	-	2,400	-	-	-	2,400	-	12,000	12,000
CDL Bonus	-	-	-	700	10,000	10,700	-	2,000	2,000
Subtotal	\$ 15,000	\$ 15,983	\$ -	\$ 61,211	\$ 757,000	\$ 849,194	\$ -	\$ 225,459	\$ 225,459
Overtime	-	400	-	-	146,100	146,500	-	700	700
Longevity	-	1,585	-	5,600	73,200	80,385	-	7,650	7,650
Sick Pay Bonus	-	35	-	-	560	595	-	105	105
Medical Expense Reimb. Pay	-	20	-	70	1,100	1,190	-	300	300
Court Time	-	-	-	-	-	-	-	-	-
Total Wages	\$ 15,000	\$ 18,023	\$ -	\$ 66,881	\$ 977,960	\$ 1,077,864	\$ -	\$ 234,214	\$ 234,214
Payroll Liabilities									
Social Security and Medicare	1,148	1,354	-	5,116	74,813	82,431	-	17,917	17,917
Workers' Compensation	4,384	128	-	2,932	36,467	43,911	-	10,237	10,237
Total Payroll Liabilities	\$ 5,532	\$ 1,482	\$ -	\$ 8,048	\$ 111,280	\$ 126,342	\$ -	\$ 28,154	\$ 28,154
Post-Employment Expenses:									
Pension - Normal Cost	1,439	1,691	-	6,418	79,825	89,373	-	16,232	16,232
Pension - Amortization of UAAL	-	-	-	-	-	-	-	-	-
OPEB - Normal Cost	-	-	-	-	-	-	-	-	-
OPEB - Amortization of UAAL	-	-	-	-	-	-	-	-	-
Total Post-Employment Expenses	\$ 1,439	\$ 1,691	\$ -	\$ 6,418	\$ 79,825	\$ 89,373	\$ -	\$ 16,232	\$ 16,232
Insurance:									
Health Benefits	2,589	-	-	22,091	264,040	288,720	-	42,619	42,619
Term Life Premiums	21	10	-	99	567	697	-	155	155
Whole Life Premiums	-	117	-	-	6,946	7,063	-	1,113	1,113
Long-Term Disability Premiums	113	114	-	496	6,140	6,863	-	1,640	1,640
AD&D Insurance Premiums	3	4	-	15	229	251	-	62	62
Subtotal	137	245	-	610	13,882	14,874	-	2,970	2,970
Total Medical / Life Insurance Costs	\$ 2,726	\$ 245	\$ -	\$ 22,701	\$ 277,922	\$ 303,594	\$ -	\$ 45,589	\$ 45,589
Other Wage & Benefits:									
Police Extra Duty	-	-	-	-	-	-	-	-	-
Clothing Allowance	-	-	-	-	-	-	-	-	-
Boot Allowance	-	-	-	-	-	-	-	-	-
Total Other Wage & Benefits	\$ -	\$ -	\$ -	\$ -	\$ -	\$ -	\$ -	\$ -	\$ -
Position Total	\$ 24,697	\$ 21,441	\$ -	\$ 104,048	\$ 1,446,987	\$ 1,597,173	\$ -	\$ 324,189	\$ 324,189

Radnor Township, PA
 Schedule of Employee Payroll and Related Liabilities and Benefit Expenses
 For the Year Budgeted, 2018

	Recreational Programming - Administration					Recreational Programming		Sulpizio Gym	
	Recreational Prog. Director	Program Supervisor	Program Coordinator	Part-Time Clerk	Department Total	Day Camp Program Employees	Department Total	Programming PT Employees	Department Total
Wages:	100%	100%	100%	100%					
Base Wages Full Time	105,194	63,873	44,696	-	213,763	-	-	-	-
Base Wages Part Time	-	-	-	25,433	25,433	115,000	115,000	-	-
Night Differential	-	-	-	-	-	-	-	-	-
On Call Bonus	-	-	-	-	-	-	-	-	-
Acting Sergeant Pay - Day	-	-	-	-	-	-	-	-	-
Acting Sergeant Pay - Night	-	-	-	-	-	-	-	-	-
Holiday Pay - Day	-	-	-	-	-	-	-	-	-
Holiday Pay - Night	-	-	-	-	-	-	-	-	-
Education Bonus	-	-	-	-	-	-	-	-	-
Acting Lieutenant Pay	-	-	-	-	-	-	-	-	-
K9 Off Duty Pay	-	-	-	-	-	-	-	-	-
Medical Opt-Out Sharing Plan	-	-	-	-	-	-	-	-	-
CDL Bonus	-	-	-	-	-	-	-	-	-
Subtotal	\$ 105,194	\$ 63,873	\$ 44,696	\$ 25,433	\$ 239,196	\$ 115,000	\$ 115,000	\$ -	\$ -
Overtime	-	-	-	-	-	-	-	15,000	15,000
Longevity	-	-	-	-	-	-	-	-	-
Sick Pay Bonus	-	-	-	-	-	-	-	-	-
Medical Expense Reimb. Pay	-	-	-	-	-	-	-	-	-
Court Time	-	-	-	-	-	-	-	-	-
Total Wages	\$ 105,194	\$ 63,873	\$ 44,696	\$ 25,433	\$ 239,196	\$ 115,000	\$ 115,000	\$ 15,000	\$ 15,000
Payroll Liabilities									
Social Security and Medicare	8,047	4,886	3,419	1,946	18,298	8,798	8,798	1,148	1,148
Workers' Compensation	4,611	2,800	1,959	1,115	10,485	5,041	5,041	658	658
Total Payroll Liabilities	\$ 12,658	\$ 7,686	\$ 5,378	\$ 3,061	\$ 28,783	\$ 13,839	\$ 13,839	\$ 1,805	\$ 1,805
Post-Employment Expenses:									
Pension - Normal Cost	10,094	-	-	n/a	10,094	-	-	-	-
Pension - Amortization of UAAL	-	-	-	-	-	-	-	-	-
OPEB - Normal Cost	-	-	-	n/a	-	-	-	-	-
OPEB - Amortization of UAAL	-	-	-	-	-	-	-	-	-
Total Post-Employment Expenses	\$ 10,094	\$ -	\$ -	\$ -	\$ 10,094	\$ -	\$ -	\$ -	\$ -
Insurance:									
Health Benefits	23,141	11,060	11,060	-	45,261	-	-	-	-
Term Life Premiums	142	142	142	-	426	-	-	-	-
Whole Life Premiums	-	-	-	-	-	-	-	-	-
Long-Term Disability Premiums	789	479	335	191	1,794	-	-	-	-
AD&D Insurance Premiums	18	18	18	-	54	-	-	-	-
Subtotal	949	639	495	191	2,274	-	-	-	-
Total Medical / Life Insurance Costs	\$ 24,090	\$ 11,699	\$ 11,555	\$ 191	\$ 47,535	\$ -	\$ -	\$ -	\$ -
Other Wage & Benefits:									
Police Extra Duty	-	-	-	-	-	-	-	-	-
Clothing Allowance	-	-	-	-	-	-	-	-	-
Boot Allowance	-	-	-	-	-	-	-	-	-
Total Other Wage & Benefits	\$ -	\$ -	\$ -	\$ -	\$ -	\$ -	\$ -	\$ -	\$ -
Position Total	\$ 152,036	\$ 83,258	\$ 61,629	\$ 28,685	\$ 325,608	\$ 128,839	\$ 128,839	\$ 16,805	\$ 16,805

Radnor Township, PA
 Schedule of Employee Payroll and Related Liabilities and Benefit Expenses
 For the Year Budgeted, 2018

Public Works : Park Maintenance							Department Total
Public Works Director	Administrative Assistant	Superintendent - Operations	Supervisor: Parks & Sewers	Public Works Laborers	Part-Time / Seasonal		
15%	10%	10%	60%	100%			
Wages:							
Base Wages Full Time	15,000	6,792	-	51,866	864,755	-	938,413
Base Wages Part Time	-	-	-	-	-	-	-
Night Differential	-	-	-	-	-	-	-
On Call Bonus	-	-	-	-	-	-	-
Acting Sergeant Pay - Day	-	-	-	-	-	-	-
Acting Sergeant Pay - Night	-	-	-	-	-	-	-
Holiday Pay - Day	-	-	-	-	1,820	-	1,820
Holiday Pay - Night	-	-	-	-	-	-	-
Education Bonus	-	-	-	-	-	-	-
Acting Lieutenant Pay	-	-	-	-	-	-	-
K9 Off Duty Pay	-	-	-	-	-	-	-
Medical Opt-Out Sharing Plan	-	1,200	-	-	12,000	-	13,200
CDL Bonus	-	-	-	600	11,000	-	11,600
Subtotal	\$ 15,000	\$ 7,992	\$ -	\$ 52,466	\$ 889,575	\$ -	\$ 965,033
Overtime	-	400	-	-	6,000	-	6,400
Longevity	-	793	-	4,800	47,475	-	53,068
Sick Pay Bonus	-	18	-	210	1,225	-	1,453
Medical Expense Reimb. Pay	-	10	-	60	1,300	-	1,370
Court Time	-	-	-	-	-	-	-
Total Wages	\$ 15,000	\$ 9,213	\$ -	\$ 57,536	\$ 945,575	\$ -	\$ 1,027,324
Payroll Liabilities							
Social Security and Medicare	1,148	677	-	4,401	72,337	-	78,563
Workers' Compensation	4,384	64	-	2,522	41,189	-	48,159
Total Payroll Liabilities	\$ 5,532	\$ 741	\$ -	\$ 6,923	\$ 113,526	\$ -	\$ 126,722
Post-Employment Expenses:							
Pension - Normal Cost	1,439	846	-	5,521	83,986	-	91,792
Pension - Amortization of UAAL	-	-	-	-	-	-	-
OPEB - Normal Cost	-	-	-	-	-	-	-
OPEB - Amortization of UAAL	-	-	-	-	-	-	-
Total Post-Employment Expenses	\$ 1,439	\$ 846	\$ -	\$ 5,521	\$ 83,986	\$ -	\$ 91,792
Insurance:							
Health Benefits	2,589	-	-	14,880	280,198	-	297,667
Term Life Premiums	21	5	-	85	671	-	782
Whole Life Premiums	-	58	-	-	8,341	-	8,399
Long-Term Disability Premiums	113	57	-	425	6,842	-	7,437
AD&D Insurance Premiums	3	2	-	12	270	-	287
Subtotal	137	122	-	522	16,124	-	16,905
Total Medical / Life Insurance Costs	\$ 2,726	\$ 122	\$ -	\$ 15,402	\$ 296,322	\$ -	\$ 314,572
Other Wage & Benefits:							
Police Extra Duty	-	-	-	-	-	-	-
Clothing Allowance	-	-	-	-	-	-	-
Boot Allowance	-	-	-	-	-	-	-
Total Other Wage & Benefits	\$ -	\$ -	\$ -	\$ -	\$ -	\$ -	\$ -
Position Total	\$ 24,697	\$ 10,922	\$ -	\$ 85,382	\$ 1,439,409	\$ -	\$ 1,560,410

Radnor Township, PA
 Schedule of Employee Payroll and Related Liabilities and Benefit Expenses
 For the Year Budgeted, 2018

	Sanitary Sewer Fund								Retirees
	Finance Director	Revenue Coordinator	Public Works Director	Superintendent - Operations	Public Works Admin. Asst.	Supervisor: Parks & Sewers	Public Works Laborers	Department Total	Department Total
Wages:	20%	34%	25%	10%	20%	40%	100%		
Base Wages Full Time	30,712	26,679	25,000	-	13,583	34,578	205,964	336,516	-
Base Wages Part Time	-	-	-	-	-	-	-	-	-
Night Differential	-	-	-	-	-	-	-	-	-
On Call Bonus	-	-	-	-	-	-	-	-	-
Acting Sergeant Pay - Day	-	-	-	-	-	-	-	-	-
Acting Sergeant Pay - Night	-	-	-	-	-	-	-	-	-
Holiday Pay - Day	-	-	-	-	-	-	420	420	-
Holiday Pay - Night	-	-	-	-	-	-	-	-	-
Education Bonus	-	-	-	-	-	-	-	-	-
Acting Lieutenant Pay	-	-	-	-	-	-	-	-	-
K9 Off Duty Pay	-	-	-	-	-	-	-	-	-
Medical Opt-Out Sharing Plan	-	-	-	-	2,400	-	-	2,400	-
CDL Bonus	-	-	-	-	-	400	3,000	3,400	-
Subtotal	\$ 30,712	\$ 26,679	\$ 25,000	\$ -	\$ 15,983	\$ 34,978	\$ 209,384	\$ 342,736	\$ -
Overtime	-	-	-	-	400	-	9,900	10,300	-
Longevity	-	1,896	-	-	1,585	3,200	18,800	25,481	-
Sick Pay Bonus	-	36	-	-	35	140	455	666	-
Medical Expense Reimb. Pay	-	34	-	-	20	40	300	394	-
Court Time	-	-	-	-	-	-	-	-	-
Total Wages	\$ 30,712	\$ 28,645	\$ 25,000	\$ -	\$ 18,023	\$ 38,358	\$ 238,839	\$ 379,577	\$ -
Payroll Liabilities									
Social Security and Medicare	1,811	2,191	1,913	-	1,354	2,934	18,271	28,474	-
Workers' Compensation	222	207	4,384	-	128	1,682	10,037	16,660	-
Total Payroll Liabilities	\$ 2,033	\$ 2,398	\$ 6,297	\$ -	\$ 1,482	\$ 4,616	\$ 28,308	\$ 45,134	\$ -
Post-Employment Expenses:									
Pension - Normal Cost	2,947	2,749	2,399	-	1,691	3,681	21,969	35,436	-
Pension - Amortization of UAAL	-	-	-	-	-	-	-	-	2,790,777
OPEB - Normal Cost	-	-	-	-	-	-	-	-	-
OPEB - Amortization of UAAL	-	-	-	-	-	-	-	-	-
Total Post-Employment Expenses	\$ 2,947	\$ 2,749	\$ 2,399	\$ -	\$ 1,691	\$ 3,681	\$ 21,969	\$ 35,436	\$ 2,790,777
Insurance:									
Health Benefits	6,312	10,730	4,315	-	-	9,920	74,178	105,455	1,546,659
Term Life Premiums	28	48	35	-	10	57	155	333	-
Whole Life Premiums	-	-	-	-	117	-	2,174	2,291	70,000
Long-Term Disability Premiums	230	214	188	-	114	283	1,686	2,715	-
AD&D Insurance Premiums	4	6	5	-	4	8	62	89	1,000
Subtotal	262	268	228	-	245	348	4,077	5,428	71,000
Total Medical / Life Insurance Costs	\$ 6,574	\$ 10,998	\$ 4,543	\$ -	\$ 245	\$ 10,268	\$ 78,255	\$ 110,883	\$ 1,617,659
Other Wage & Benefits:									
Police Extra Duty	-	-	-	-	-	-	-	-	-
Clothing Allowance	-	-	-	-	-	-	-	-	-
Boot Allowance	-	-	-	-	-	-	-	-	-
Total Other Wage & Benefits	\$ -	\$ -	\$ -	\$ -	\$ -	\$ -	\$ -	\$ -	\$ -
Position Total	\$ 42,266	\$ 44,790	\$ 38,239	\$ -	\$ 21,441	\$ 56,923	\$ 367,371	\$ 571,030	\$ 4,408,436

Radnor Township, PA
 Schedule of Employee Payroll and Related Liabilities and Benefit Expenses
 For the Year Budgeted, 2018

	GRAND TOTALS		
	General Fund Totals	Sanitary Sewer Totals	Department Total
Wages:			
Base Wages Full Time	9,656,907	336,516	9,993,423
Base Wages Part Time	536,652	-	536,652
Night Differential	170,931	-	170,931
On Call Bonus	24,419	-	24,419
Acting Sergeant Pay - Day	26,780	-	26,780
Acting Sergeant Pay - Night	1,950	-	1,950
Holiday Pay - Day	55,418	420	55,838
Holiday Pay - Night	2,931	-	2,931
Education Bonus	13,625	-	13,625
Acting Lieutenant Pay	-	-	-
K9 Off Duty Pay	5,200	-	5,200
Medical Opt-Out Sharing Plan	215,100	2,400	217,500
CDL Bonus	38,600	3,400	42,000
Subtotal	\$ 10,748,513	\$ 342,736	\$ 11,091,249
Overtime	384,500	10,300	394,800
Longevity	686,872	25,481	712,353
Sick Pay Bonus	5,600	666	6,266
Medical Expense Reimb. Pay	10,206	394	10,600
Court Time	20,000	-	20,000
Total Wages	\$ 11,855,691	\$ 379,577	\$ 12,235,268
Payroll Liabilities			
Social Security and Medicare	893,792	28,474	922,266
Workers' Compensation	437,129	16,660	453,789
Total Payroll Liabilities	\$ 1,330,920	\$ 45,134	\$ 1,376,054
Post-Employment Expenses:			
Pension - Normal Cost	1,311,443	35,436	1,346,879
Pension - Amortization of UAAL	2,673,121	-	2,673,121
OPEB - Normal Cost	375,000	-	375,000
OPEB - Amortization of UAAL	-	-	-
Total Post-Employment Expenses	\$ 4,359,564	\$ 35,436	\$ 4,395,000
Insurance:			
Health Benefits	4,025,197	105,455	4,130,652
Term Life Premiums	11,415	333	11,748
Whole Life Premiums	114,973	2,291	117,264
Long-Term Disability Premiums	77,375	2,715	80,090
AD&D Insurance Premiums	5,339	89	5,428
Subtotal	209,102	5,428	214,530
Total Medical / Life Insurance Costs	\$ 4,234,299	\$ 110,883	\$ 4,345,182
Other Wage & Benefits:			
Police Extra Duty	200,000	-	200,000
Clothing Allowance	2,500	-	2,500
Boot Allowance	-	-	-
Total Other Wage & Benefits	\$ 202,500	\$ -	\$ 202,500
Position Total	\$ 21,982,974	\$ 571,030	\$ 22,554,004

Radnor Township, PA
2018 Township Manager Recommended Budget

Exhibit B: Other Post Employment Benefit (OPEB)
Funding Plan Details

Radnor Township OPEB - Funded Plan Study
 Projected Annual Costs, Accrued Liabilities and Trust Fund Assets

Summary Matrix of OPEB Funding Alternatives

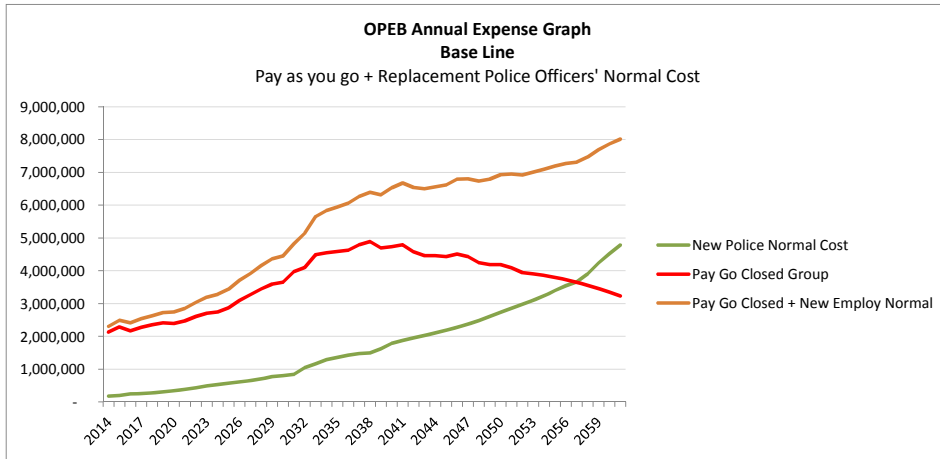
Funding Scenarios	Incremental Cost (average over years until fully funded)	Incremental Cost Range	Year Fully Funded	Annual OPEB Expense Maximum	Comments	RE Tax Equivalent (to be used for informational purposes only, not as a prediction of future tax rates)	Cumulative RE Tax Increases (to be used for informational purposes only, not as a prediction of future tax rates)
A Continue Pay as you go (PAYGO)	Varies - avg \$121,000 per year (through 2061 only)	(\$133,990) to \$507,926 (analysis through 2061 only)	Never	Unknown / Perpetual	Unrealistic: Most expensive method over time, never addresses the unfunded status (which will continue to grow from it's current \$54 million)	Anywhere from 0.00% to 4.5% per year perpetually	48.75% (Through 2061 only)
B PAYGO for Current Employees + Normal Cost for New Police Hires	Varies - avg \$190,000 per year	(\$252,233) to \$515,838	2052	\$ 9,471,137	\$6,365,125 drop at end (2053) when fully funded status is reached	1.63% per year until fully funded (on average)	63.42%
C 6 Year Ramp Up to Annual Required Contribution	\$300,000 per year for 6 years + New Police Hires Normal Cost	(\$34,430) to \$55,826 after ramp up period until the ramp down period (begins in 2049)	2053	\$ 6,282,547	6 Year Ramp Up + 30 years of amortization payments + 5 years of ramp down (total of 41 years)	2.94% annually through ramp up (6 yrs) then averages 0.64% through amortization period (before ramp down period)	28.68%
D 10 Year Ramp Up to Annual Required Contribution	\$200,000 per year for 10 years + New Police Hires Normal Cost	(\$34,779) to \$198,192 after the ramp up period until the ramp down period (begins in 2043)	2059	\$ 6,005,569	10 year ramp up + 19 years of amortization payments + 16 years of ramp down (total of 45 years)	2.08% annually through ramp up (10 yrs) then averages 0.68% through amortization period (before ramp down period)	24.22%
E Immediate full funding of the Annual Required Contribution	Immediate \$3,136,028 increase	(\$80,776) to \$87,878	2037	\$ 5,671,315	\$3,438,810 drop off in annual OPEB expense at the end (2037)	27% in 2014, then relatively constant	27.23%
F 10 Year Ramp Up + New Employee Normal Cost + \$10,000,000 seed money	\$200,000 per year for 10 years + New Police Hires Normal Cost	\$20,982 to \$107,624 after the ramp up period with \$2,874,976 fall off in 2049	2048	\$ 5,374,923	Manageable increment ramp up with \$2,874,976 fall off at fully funded.	1.93% annually through ramp up (10 yrs) then averages 0.41% through amortization period (before drop off at fully-funded)	28.03%

Additional OPEB Funding Recommendations to Consider:

- Excess Fund Balances:** The prior excess fund balance policy has expired. The Board should consider replacing the prior policy with a greater percentage going towards OPEB (and less to Comp. Abs.) - Only to the extent that one time deposits are used to reduce the amortization requirement, not as a replacement of the normal cost requirement
- One Time / Non-Reoccurring Revenues:** The Board should consider making OPEB the primary benefactor of these revenues - only to the extent that one time deposits are used to reduce the amortization requirement, not as a replacement of the normal cost requirement
- DVHIT Rate Stabilization:** To the extent that the Board elects to take advantage of Rate Stabilization savings from DVHIT, until fully funded, those proceeds should be allocated towards additionally funding the OPEB amortization - not as a replacement of the normal cost requirement

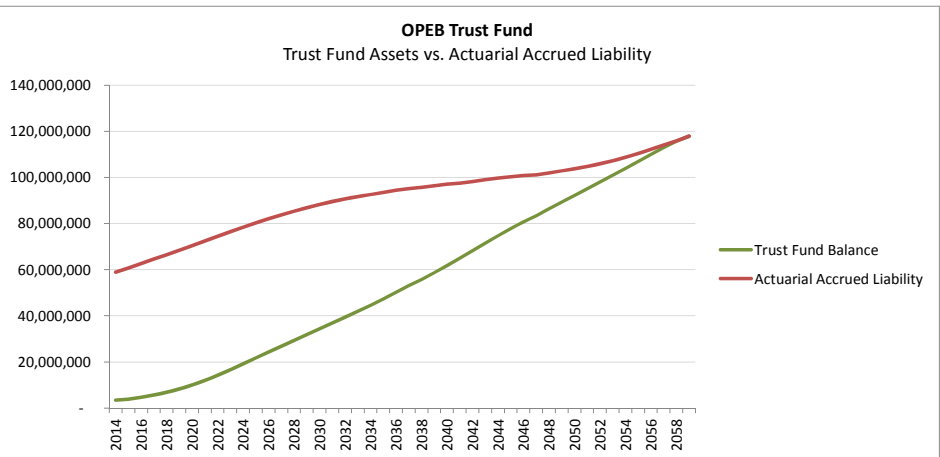
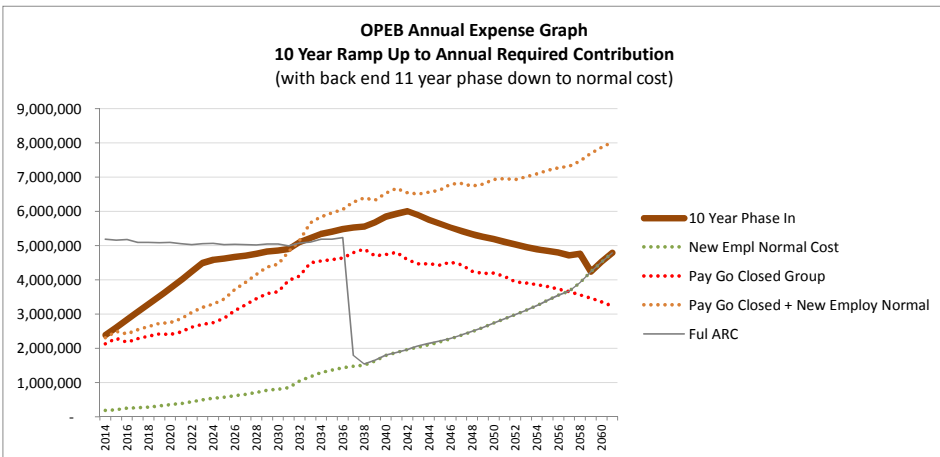
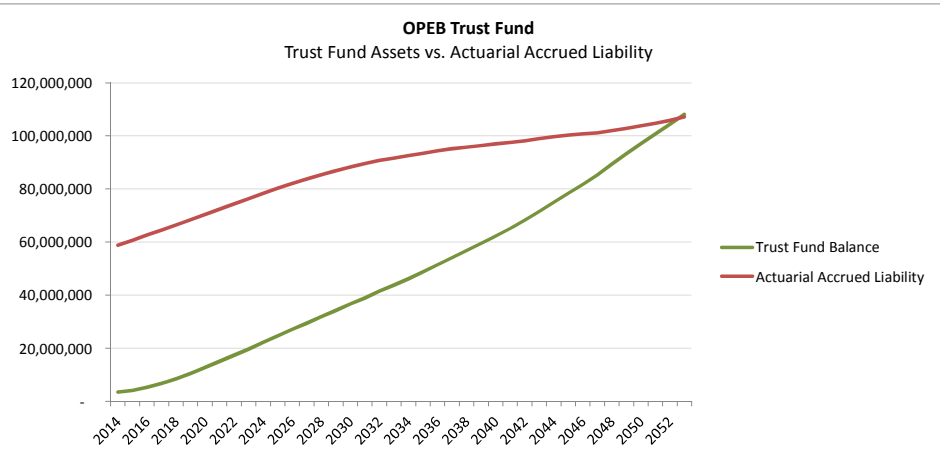
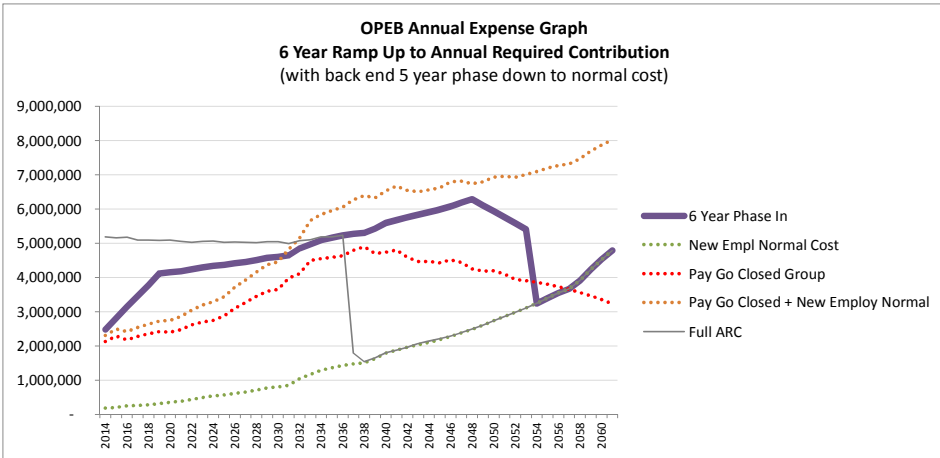
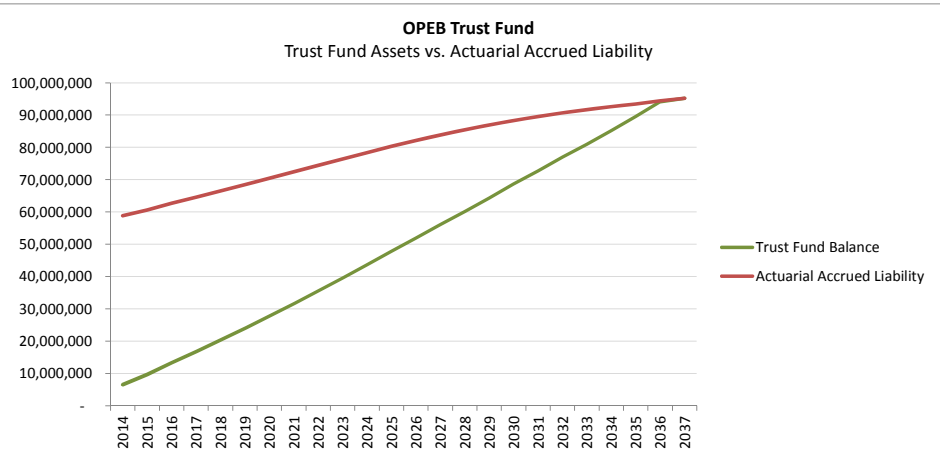
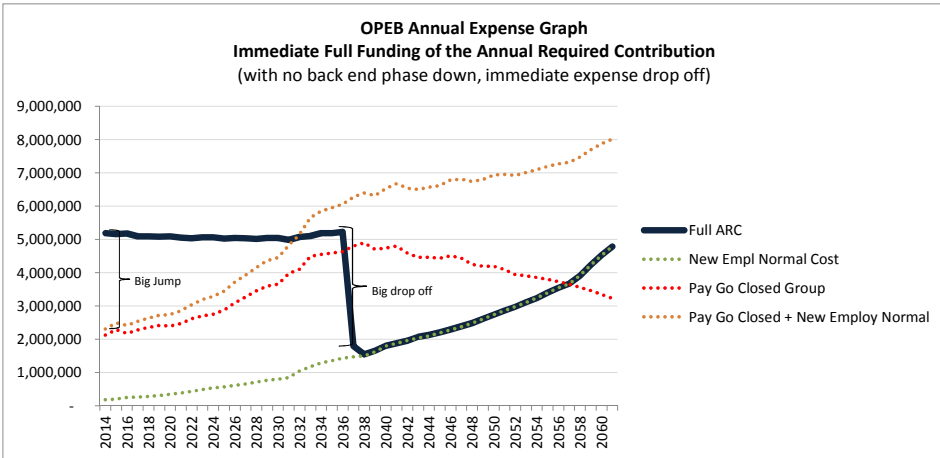
Assumptions:

- 4.5% Asset rate of return and discount rate - Assumes Township contributions would be made mid-year
- Open employee group (includes all current retirees, current active employees and future police hires - based on actuarial assumptions on age at hiring, age at retirement, and mortality tables)
- All future civilian employees (union and non-union) would not be eligible for OPEB benefits
- All aspects of the OPEB Funding / Liability should be reviewed at least biennially to adjust for changes in benefits, market conditions, actuarial assumptions or other factors that need realigning



Notes:

1. Pay Go Closed Group is the identical line from the CARFAC report presented in December 2012
2. New Empl Normal Cost represents the replacement Police Officer hires over time
3. Pay Go Closed 6 + New Employ Normal is the sum of the two expenses over time
4. The graph goes through 2061, but it should be noted that unless pre-funded, the Township's OPEB expense will continue perpetually, growing with the annual cost of providing the benefit



Radnor Township, PA
2018 Township Manager Recommended Budget

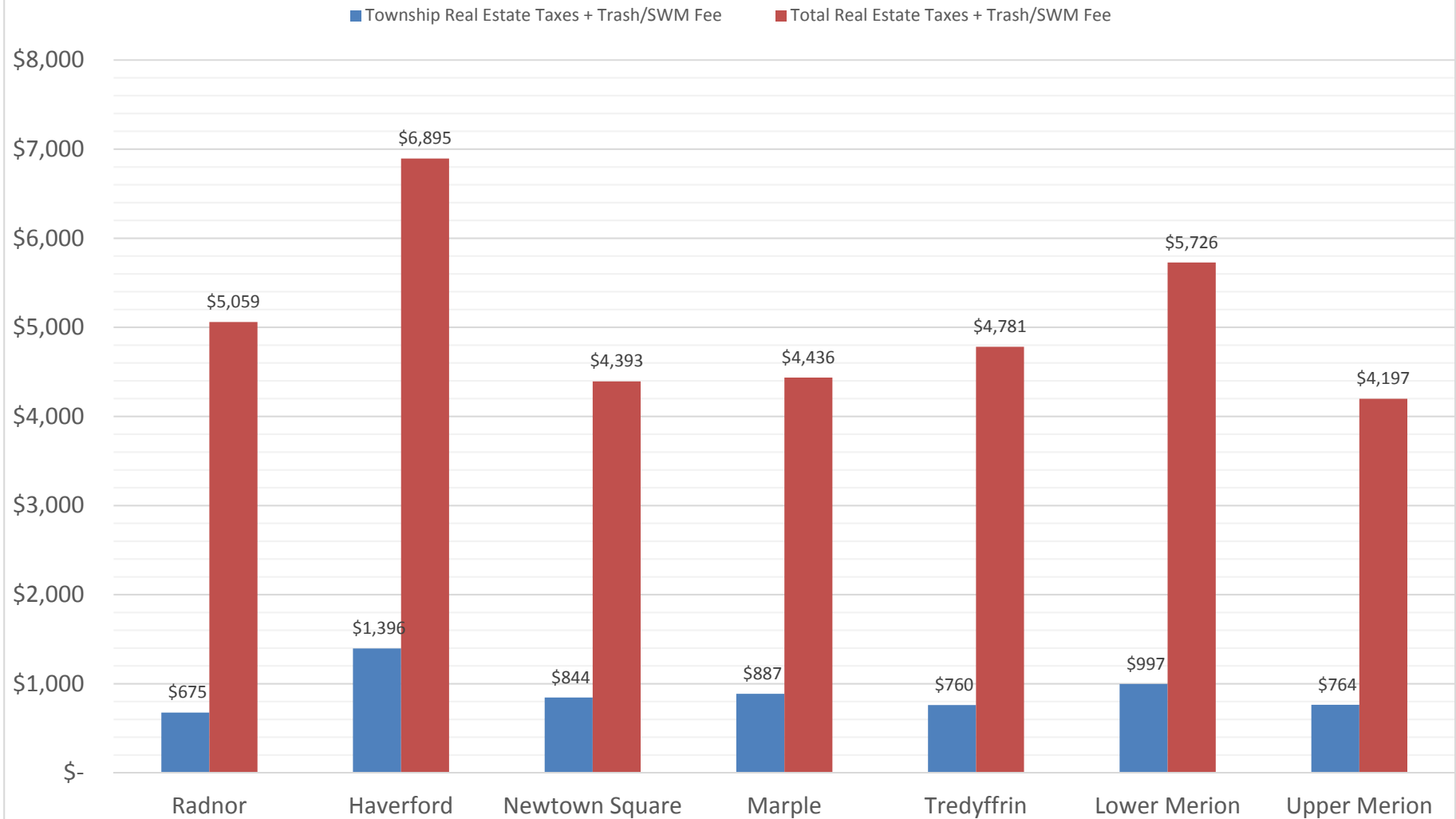
Exhibit C: Tax and fee comparison to surrounding
communities

RADNOR TOWNSHIP
STUDY OF SURROUNDING MUNICIPALITIES
DEMOGRAPHICS, TAXES AND MANDATORY FEES

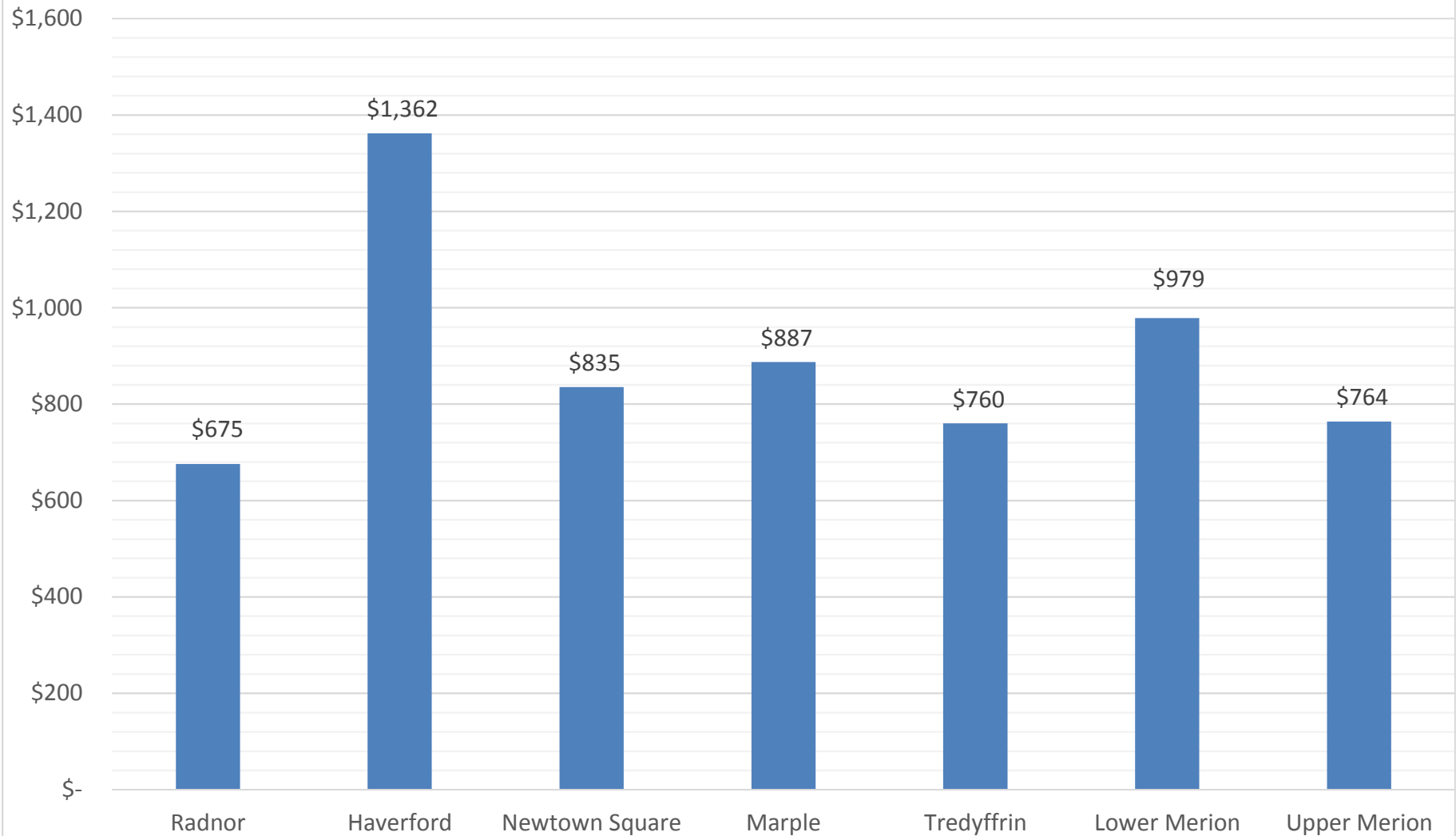
Radnor Township		-----DELAWARE COUNTY-----				CHESTER COUNTY	-----MONTGOMERY COUNTY-----	
Cost of Living		Radnor	Haverford	Newtown Square	Marple	Tredyffrin	Lower Merion	Upper Merion
2017								
Area (sq. miles)		13.8	10	10.1	10.5	19.9	23.9	17.2
Estimated Population 2016		31,814	49,029	13,047	23,780	29,423	58,288	28,640
Per Capita Income 2015		\$50,203	\$42,231	\$59,315	\$36,319	\$60,231	\$75,410	\$47,334
Median Household Income 2015		\$100,208	\$95,862	\$92,208	\$78,365	\$112,472	\$118,704	\$80,829
Average Assessed Value of Residential Real Estate		\$ 150,000	\$ 150,000	\$ 150,000	\$ 150,000	\$ 150,000	\$ 150,000	\$ 150,000
Source: U.S Census Bureau QuickFacts								
Real Estate Tax Millage - Municipality		3.9228	7.9930	2.9440	4.4800	2.3800	4.1900	2.1590
Real Estate Tax Millage - County		5.6040	5.6040	5.6040	5.6040	4.3690	3.4590	3.4590
Real Estate Tax Millage - School District		23.6199	31.0538	18.0552	18.0552	22.4381	28.0740	19.4300
Real Estate Taxes - Municipality		\$ 588.42	\$ 1,198.95	\$ 441.60	\$ 672.00	\$ 357.00	\$ 628.50	\$ 323.85
Real Estate Taxes - County		\$ 840.60	\$ 840.60	\$ 840.60	\$ 840.60	\$ 655.35	\$ 518.85	\$ 518.85
Real Estate Taxes - School District		\$ 3,542.99	\$ 4,658.07	\$ 2,708.28	\$ 2,708.28	\$ 3,365.72	\$ 4,211.10	\$ 2,914.50
Total Real Estate Taxes		\$ 4,972.01	\$ 6,697.62	\$ 3,990.48	\$ 4,220.88	\$ 4,378.07	\$ 5,358.45	\$ 3,757.20
Earned Income Tax Rate		0.00%	0.00%	0.00%	0.00%	0.00%	0.00%	0.00%
Earned Income Tax Amount		\$ -	\$ -	\$ -	\$ -	\$ -	\$ -	\$ -
Trash Fee / Stormwater Mgmt Fee	Trash Fee	\$ -	\$ 197.00	\$ 402.72	\$ 215.00	\$ 402.72	\$ 368.00	\$ 439.80
	Stormwater / Other Fee	\$ 87.00		\$ -	\$ -	\$ -	\$ -	\$ -
	Graduated						See cell 14X	Storm water see 28V
Total Real Estate Taxes + Trash/SWM Fee		\$ 5,059.01	\$ 6,894.62	\$ 4,393.20	\$ 4,435.88	\$ 4,780.79	\$ 5,726.45	\$ 4,197.00
Township Real Estate Taxes + Trash/SWM Fee		\$ 675.42	\$ 1,395.95	\$ 844.32	\$ 887.00	\$ 759.72	\$ 996.50	\$ 763.65
Rank: Full tax and fee amount (1 = highest)		3	1	6	5	4	2	7
Rank: Township only tax and fee amount (1 = highest)		7	1	4	3	6	2	5
Percentage of Median Household Income to Twp Taxes/Fees		0.67%	1.46%	0.92%	1.13%	0.68%	0.84%	0.94%
Rank: % of Median Household Inc. to Twp. Taxes/Fees		1	6	3	4	1	1	1

Cost to Live Comparison

Township Only and Full Tax Cost Comparison (Includes taxes and fees)



Cost of Township Comparison Includes RE Tax and Fees (Trash and/or Stormwater)



Radnor Township, PA

2018 Township Manager Recommended Budget

The End

Thank you for the opportunity to serve Radnor Township and for your interest in this extremely important budget process. Please direct any questions to Radnor Township!



Radnor Township, PA
301 Iven Ave
Wayne, PA 19087
www.radnor.com
610.688.5600